

BEFORE THE PUBLIC UTILITIES COMMISSION OF THE STATE OF CALIFORNIA

In the Matter of the Application of CALIFORNIA WATER SERVICE COMPANY (U-60-W), a California corporation, for an order (1) authorizing it to increase rates for water service by \$94,838,100 or 16.5% in test year 2017, (2) authorizing it to increase rates by \$22,959,600 or 3.4% on January 1, 2018, and \$22,588,200 or 3.3% on January 1, 2019, in accordance with the Rate Case Plan, and (3) adopting other related rulings and relief necessary to implement the Commission's ratemaking policies.

Application 15-07-\_\_\_\_  
Filed July \_\_, 2015

**APPLICATION**

PAUL G. TOWNSLEY  
1720 North First Street  
San Jose, California 95112  
Phone: (408) 367-8223  
Fax: (408) 367-8426  
[ptownsley@calwater.com](mailto:ptownsley@calwater.com)

Vice President, Regulatory Affairs  
California Water Service Company

NATALIE D. WALES  
1720 North First Street  
San Jose, California 95112  
Phone: (408) 367-8566  
Fax: (408) 367-8426  
[nwales@calwater.com](mailto:nwales@calwater.com)

Regulatory Attorney  
California Water Service Company

Dated: July 3, 2015

BEFORE THE PUBLIC UTILITIES COMMISSION OF THE STATE OF CALIFORNIA

In the Matter of the Application of CALIFORNIA WATER SERVICE COMPANY (U-60-W), a California corporation, for an order (1) authorizing it to increase rates for water service by \$94,838,100 or 16.5% in test year 2017, (2) authorizing it to increase rates by \$22,959,600 or 3.4% on January 1, 2018, and \$22,588,200 or 3.3% on January 1, 2019, in accordance with the Rate Case Plan, and (3) adopting other related rulings and relief necessary to implement the Commission's ratemaking policies.

Application 15-07-\_\_\_\_  
Filed July \_\_, 2015

**APPLICATION**

**I. AUTHORITY FOR FILING**

Pursuant to Rule 3.2 of the California Public Utilities Commission's ("Commission's") Rules of Practice and Procedure ("Rules") and Sections 454 *et. Seq.* of the California Public Utilities ("PU") Code, and in compliance with Ordering Paragraph 4 of D.07-05-062 and its Appendix (the Rate Case Plan or "RCP"), California Water Service Company ("Cal Water") respectfully submits this Application for a general rate increase in its 23 districts.

**II. STATEMENT OF RELIEF SOUGHT**

By this Application, Cal Water is seeking general rate relief and several specific findings, conclusions, and orders from the Commission.

[See tables on following pages.]

**A. General Relief**

Cal Water seeks general increases in rates in each of its operating districts as shown in the following table:

2015 GRC	Revenue Increases Summary					
District	2017 \$\$ Increase (000s)	2017 % Increase	2018 \$\$ Increase (000s)	2018 % Increase	2019 \$\$ Increase (000s)	2019 % Increase
Antelope Valley	\$ 959.8	39.2%	\$ 27.5	0.8%	\$ 27.6	0.8%
Bayshore	\$ 6,352.1	8.3%	\$ 1,306.8	1.6%	\$ 1,305.8	1.5%
Bakersfield	\$ 7,852.9	10.9%	\$ 3,434.4	4.3%	\$ 3,355.0	4.0%
Bear Gulch	\$ 7,421.5	15.6%	\$ 2,066.0	3.8%	\$ 2,061.0	3.6%
Chico	\$ 4,147.3	19.1%	\$ 401.9	1.6%	\$ 697.5	2.7%
Dixon	\$ 799.8	26.2%	\$ 131.7	3.4%	\$ 131.3	3.3%
Dominguez	\$ 13,251.9	21.8%	\$ 1,669.7	2.3%	\$ 1,669.0	2.2%
East Los Angeles	\$ 4,505.0	13.5%	\$ 1,312.2	3.5%	\$ 1,311.7	3.4%
Hermosa Redondo	\$ 1,636.1	5.6%	\$ 1,903.0	6.2%	\$ 1,902.1	5.8%
Kern River Valley	\$ 627.7	10.0%	\$ 17.1	0.2%	\$ 17.4	0.3%
King City	\$ 761.5	23.2%	\$ 263.6	6.5%	\$ 262.4	6.1%
Livermore	\$ 2,364.1	11.7%	\$ 539.0	2.4%	\$ 538.2	2.3%
Los Altos	\$ 7,421.3	28.3%	\$ 754.5	2.2%	\$ 592.5	1.7%
Marysville	\$ 593.7	16.3%	\$ 77.6	1.8%	\$ 41.1	1.0%
Oroville	\$ 829.4	18.2%	\$ 149.0	2.8%	\$ 112.8	2.0%
Palos Verdes	\$ 5,541.1	12.6%	\$ 3,233.3	6.5%	\$ 3,233.4	6.1%
Redwood - Coast Springs	\$ 44.3	8.5%	\$ 14.4	2.6%	\$ 14.4	2.5%
Redwood - Lucerne	\$ 821.8	37.1%	\$ (46.0)	-1.5%	\$ (45.9)	-1.5%
Redwood - Unified	\$ 68.6	8.6%	\$ 39.0	4.5%	\$ 39.0	4.3%
Salinas	\$ 8,958.5	31.9%	\$ 1,583.6	4.3%	\$ 1,576.7	4.1%
Selma	\$ 1,243.4	24.6%	\$ 140.8	2.2%	\$ 138.4	2.2%
Stockton	\$ 8,857.1	24.3%	\$ 3,187.0	7.0%	\$ 3,175.8	6.5%
Visalia	\$ 7,218.6	26.9%	\$ 543.7	1.6%	\$ 159.7	0.5%
Westlake	\$ 1,585.7	9.1%	\$ 161.9	0.8%	\$ 162.1	0.8%
Willows	\$ 974.7	41.5%	\$ 47.9	1.4%	\$ 109.0	3.2%
<b>Total</b>	<b>\$ 94,838.1</b>	<b>16.5%</b>	<b>\$ 22,959.6</b>	<b>3.4%</b>	<b>\$ 22,588.2</b>	<b>3.3%</b>

Notes: The Grand Oaks water system is excluded from this filing because it is treated as a stand-alone Class D water company pursuant to Ordering Paragraph 3 of D.07-05-053. Also, in D.10-12-017, the Commission authorized the consolidation of the Mid-Peninsula and South San Francisco Districts into the "Bayshore District."

2015 GRC	Revenue Increases Summary							
Consolidation District	Revenue Requested	Last Adopted Revenue	2017 \$\$ Increase (000s)	2017 % Increase	2018 \$\$ Increase (000s)	2018 % Increase	2019 \$\$ Increase (000s)	2019 % Increase
Northern Region	\$ 38,780.9	\$ 32,235.8	\$ 6,545.1	20.3%	\$ 676.3	1.7%	\$ 960.4	2.4%
Bay Area Region	\$ 87,675.2	\$ 80,388.3	\$ 7,286.9	9.1%	\$ 1,299.4	1.5%	\$ 1,298.9	1.5%
Kern County Region	\$ 86,722.2	\$ 78,241.6	\$ 8,480.6	10.8%	\$ 3,424.3	4.0%	\$ 3,346.4	3.7%
Los Angeles County Region	\$ 52,816.1	\$ 46,315.2	\$ 6,501.0	14.0%	\$ 3,119.9	6.2%	\$ 3,146.6	5.8%
Monterey Region	\$ 41,059.5	\$ 31,339.5	\$ 9,720.0	31.0%	\$ 1,856.8	4.5%	\$ 1,847.6	4.3%
<b>Total</b>	<b>\$ 307,053.9</b>	<b>\$ 268,520.4</b>	<b>\$ 38,533.5</b>	<b>14.4%</b>	<b>\$ 10,550.2</b>	<b>3.4%</b>	<b>\$ 10,746.5</b>	<b>3.4%</b>

## B. District Summary Tables

<b>ANTELOPE VALLEY DISTRICT</b>			
<b>Comparison Between Proposed Last Adopted, Last Recorded and Proposed Test Year</b>			
<b>(Dollars in Thousands)</b>			
	Last Adopted	Last Recorded Year 2014	Proposed Test Year 2017
Total Revenue Requirement	\$2,448.0	\$2,419.4	\$3,407.8
Rate Base \$	\$7,977.3	\$6,371.6	\$10,972.2
Rate Base \$ Difference		(\$1,605.7)	\$2,994.9
Rate Base % Difference		-25.2%	37.5%
Operating Expenses	\$1,894.1	\$2,181.1	\$2,536.5
Operating Expense \$ Difference		\$287.0	\$642.4
Operating Expense % Difference		13.2%	33.9%
Rate of Return	6.94%	3.74%	7.94%

<b>BEAR GULCH DISTRICT</b>			
<b>Comparison Between Last Adopted, Last Recorded and Proposed Test Year</b>			
<b>(Dollars in Thousands)</b>			
	Last Test Year Adopted	Last Recorded Year 2014	Proposed Test Year 2017
Total Revenue Requirement	\$47,608.1	\$40,893.8	\$55,029.6
Rate Base \$	\$63,350.5	\$65,850.3	\$97,851.9
Rate Base \$ Difference		\$2,499.8	\$34,501.4
Rate Base % Difference		3.8%	54.5%
Operating Expenses	\$42,949.7	\$35,386.2	\$47,260.2
Operating Expense \$ Difference		(\$7,563.5)	\$4,310.5
Operating Expense % Difference		-21.4%	10.0%
Rate of Return	7.35%	8.36%	7.94%

<b>BAKERSFIELD DISTRICT</b>			
<b>Comparison Between Proposed Last Adopted, Last Recorded and Proposed Test Year</b>			
<b>(Dollars in Thousands)</b>			
	Last Test Year Adopted	Last Recorded Year 2014	Proposed Test Year 2017
Total Revenue Requirement	\$71,993.0	\$75,167.2	\$79,845.9
Rate Base \$	\$133,338.2	\$125,051.7	\$162,459.8
Rate Base \$ Difference		(\$8,286.5)	\$29,121.6
Rate Base % Difference		-6.6%	21.8%
Operating Expenses	\$61,407.4	\$62,393.1	\$66,946.6
Operating Expense \$ Difference		\$985.7	\$5,539.2
Operating Expense % Difference		1.6%	9.0%
Rate of Return	7.94%	10.22%	7.94%

<b>BAYSHORE DISTRICT</b>			
<b>Comparison Between Proposed Last Adopted, Last Recorded and Proposed Test Year</b>			
<b>(Dollars in Thousands)</b>			
	Last Test Year Adopted	Last Recorded Year 2014	Proposed Test Year 2017
Total Revenue Requirement	\$76,858.6	\$58,291.2	\$83,210.6
Rate Base \$	\$86,224.0	\$74,114.5	\$117,415.8
Rate Base \$ Difference		(\$12,109.5)	\$31,191.9
Rate Base % Difference		-16.3%	36.2%
Operating Expenses	\$70,012.3	\$51,821.5	\$73,887.8
Operating Expense \$ Difference		(\$18,190.9)	\$3,875.5
Operating Expense % Difference		-35.1%	5.5%
Rate of Return	7.94%	8.73%	7.94%

<b>CHICO DISTRICT</b>			
<b>Comparison Between Proposed Last Adopted, Last Recorded and Proposed Test Year</b>			
<b>(Dollars in Thousands)</b>			
	Last Test Year Adopted	Last Recorded Year 2014	Proposed Test Year 2017
Total Revenue Requirement	\$21,696.5	\$21,065.2	\$25,843.8
Rate Base \$	\$48,116.0	\$42,143.7	\$64,530.8
Rate Base \$ Difference		(\$5,972.3)	\$16,414.7
Rate Base % Difference		-14.2%	34.1%
Operating Expenses	\$18,296.7	\$18,978.9	\$20,720.1
Operating Expense \$ Difference		\$682.3	\$2,423.4
Operating Expense % Difference		3.6%	13.2%
Rate of Return	7.07%	4.95%	7.94%

<b>DIXON DISTRICT</b>			
<b>Comparison Between Proposed Last Adopted, Last Recorded and Proposed Test Year</b>			
<b>(Dollars in Thousands)</b>			
	Last Test Year Adopted	Last Recorded Year 2014	Proposed Test Year 2017
Total Revenue Requirement	\$3,057.2	\$2,954.4	\$3,857.0
Rate Base \$	\$9,830.8	\$10,592.1	\$12,795.4
Rate Base \$ Difference		\$761.2	\$2,964.6
Rate Base % Difference		7.2%	30.2%
Operating Expenses	\$2,276.6	\$2,343.7	\$2,841.0
Operating Expense \$ Difference		\$67.0	\$564.4
Operating Expense % Difference		2.9%	24.8%
Rate of Return	7.94%	5.77%	7.94%

<b>DOMINGUEZ DISTRICT</b>			
<b>Comparison Between Proposed Last Adopted, Last Recorded and Proposed Test Year</b>			
<b>(Dollars in Thousands)</b>			
	Last Test Year Adopted	Last Recorded Year 2014	Proposed Test Year 2014
Total Revenue Requirement	\$60,649.6	\$67,402.4	\$73,901.5
Rate Base \$	\$73,295.3	\$39,941.0	\$117,297.8
Rate Base \$ Difference		(\$33,354.3)	\$44,002.4
Rate Base % Difference		-83.5%	60.0%
Operating Expenses	\$54,836.8	\$62,373.1	\$64,588.1
Operating Expense \$ Difference		\$7,536.3	\$9,751.3
Operating Expense % Difference		12.1%	17.8%
Rate of Return	7.93%	12.59%	7.94%

<b>EAST LOS ANGELES DISTRICT</b>			
<b>Comparison Between Proposed Last Adopted, Last Recorded and Proposed Test Year</b>			
<b>(Dollars in Thousands)</b>			
	Last Test Year Adopted	Last Recorded Year 2014	Proposed Test Year 2017
Total Revenue Requirement	\$33,313.3	\$33,518.0	\$37,818.4
Rate Base \$	\$66,348.7	\$62,136.1	\$83,019.6
Rate Base \$ Difference		(\$4,212.6)	\$16,670.9
Rate Base % Difference		-6.8%	25.1%
Operating Expenses	\$28,623.8	\$29,425.9	\$31,226.6
Operating Expense \$ Difference		\$802.2	\$2,602.8
Operating Expense % Difference		2.7%	9.1%
Rate of Return	7.07%	6.59%	7.94%

<b>HERMOSA REDONDO DISTRICT</b>			
<b>Comparison Between Proposed Last Adopted, Last Recorded and Proposed Test Year</b>			
<b>(Dollars in Thousands)</b>			
	Last Test Year Adopted	Last Recorded Year 2014	Proposed Test Year 2017
Total Revenue Requirement	\$29,179.3	\$24,540.2	\$30,815.3
Rate Base \$	\$37,782.2	\$34,325.5	\$48,036.5
Rate Base \$ Difference		(\$3,456.7)	\$10,254.3
Rate Base % Difference		-10.1%	27.1%
Operating Expenses	\$26,179.3	\$24,111.2	\$27,001.2
Operating Expense \$ Difference		(\$2,068.1)	\$822.0
Operating Expense % Difference		-8.6%	3.1%
Rate of Return	7.94%	1.25%	7.94%

<b>KING CITY DISTRICT</b>			
<b>Comparison Between Proposed Last Adopted, Last Recorded and Proposed Test Year</b>			
<b>(Dollars in Thousands)</b>			
	Last Test Year Adopted	Last Recorded Year 2014	Proposed Test Year 2017
Total Revenue Requirement	\$3,285.2	\$2,663.9	\$4,046.6
Rate Base \$	\$10,100.7	\$10,014.1	\$13,076.1
Rate Base \$ Difference		(\$86.6)	\$2,975.4
Rate Base % Difference		-0.9%	29.5%
Operating Expenses	\$2,537.2	\$2,383.0	\$3,008.4
Operating Expense \$ Difference		(\$154.1)	\$471.2
Operating Expense % Difference		-6.5%	18.6%
Rate of Return	7.41%	2.80%	7.94%

<b>KERN RIVER VALLEY DISTRICT</b>			
<b>Comparison Between Proposed Last Adopted, Last Recorded and Proposed Test Year</b>			
<b>(Dollars in Thousands)</b>			
	Last Test Year Adopted	Last Recorded Year 2014	Proposed Test Year 2017
Total Revenue Requirement	\$6,248.6	\$6,365.2	\$6,876.3
Rate Base \$	\$18,449.2	\$18,279.3	\$19,249.3
Rate Base \$ Difference		(\$169.9)	\$800.2
Rate Base % Difference		-0.9%	4.3%
Operating Expenses	\$4,783.7	\$5,274.6	\$5,347.9
Operating Expense \$ Difference		\$490.9	\$564.2
Operating Expense % Difference		9.3%	11.8%
Rate of Return	7.94%	5.97%	7.94%

<b>LIVERMORE DISTRICT</b>			
<b>Comparison Between Proposed Last Adopted, Last Recorded and Proposed Test Year</b>			
<b>(Dollars in Thousands)</b>			
	Last Test Year Adopted	Last Recorded Year 2014	Proposed Test Year 2017
Total Revenue Requirement	\$20,167.5	\$17,338.0	\$22,531.6
Rate Base \$	\$32,390.7	\$23,319.0	\$36,460.0
Rate Base \$ Difference		(\$9,071.7)	\$4,069.3
Rate Base % Difference		-38.9%	12.6%
Operating Expenses	\$17,775.2	\$15,257.1	\$19,636.6
Operating Expense \$ Difference		(\$2,518.1)	\$1,861.4
Operating Expense % Difference		-16.5%	10.5%
Rate of Return	7.39%	8.92%	7.94%



<b>LOS ALTOS DISTRICT</b>			
<b>Comparison Between Proposed Last Adopted, Last Recorded and Proposed Test Year</b>			
<b>(Dollars in Thousands)</b>			
	Last Test Year Adopted	Last Recorded Year 2014	Proposed Test Year 2017
Total Revenue Requirement	\$26,203.4	\$26,515.1	\$33,624.7
Rate Base \$	\$38,537.8	\$43,641.6	\$52,772.1
Rate Base \$ Difference		\$5,103.8	\$14,234.3
Rate Base % Difference		11.7%	36.9%
Operating Expenses	\$23,143.5	\$23,578.3	\$29,434.6
Operating Expense \$ Difference		\$434.8	\$6,291.1
Operating Expense % Difference		1.8%	27.2%
Rate of Return	7.94%	6.73%	7.94%

<b>MARYSVILLE DISTRICT</b>			
<b>Comparison Between Proposed Last Adopted, Last Recorded and Proposed Test Year</b>			
<b>(Dollars in Thousands)</b>			
	Last Test Year Adopted	Last Recorded Year 2014	Proposed Test Year 2017
Total Revenue Requirement	\$3,636.0	\$3,441.1	\$4,229.7
Rate Base \$	\$8,235.4	\$8,893.0	\$12,052.6
Rate Base \$ Difference		\$657.6	\$3,817.3
Rate Base % Difference		7.4%	46.4%
Operating Expenses	\$3,041.2	\$2,988.6	\$3,272.7
Operating Expense \$ Difference		(\$52.7)	\$231.5
Operating Expense % Difference		-1.8%	7.6%
Rate of Return	7.22%	5.09%	7.94%

<b>OROVILLE DISTRICT</b>			
<b>Comparison Between Proposed Last Adopted, Last Recorded and Proposed Test Year</b>			
<b>(Dollars in Thousands)</b>			
	Last Test Year Adopted	Last Recorded Year 2014	Proposed Test Year 2017
Total Revenue Requirement	\$4,553.6	\$4,524.4	\$5,383.0
Rate Base \$	\$9,225.0	\$9,444.1	\$11,187.3
Rate Base \$ Difference		\$219.1	\$1,962.3
Rate Base % Difference		2.3%	21.3%
Operating Expenses	\$3,899.3	\$4,321.5	\$4,494.8
Operating Expense \$ Difference		\$422.3	\$595.5
Operating Expense % Difference		9.8%	15.3%
Rate of Return	7.09%	2.15%	7.94%

<b>PALOS VERDES DISTRICT</b>			
<b>Comparison Between Proposed Last Adopted, Last Recorded and Proposed Test Year</b>			
<b>(Dollars in Thousands)</b>			
	Last Test Year Adopted	Last Recorded Year 2014	Proposed Test Year 2017
Total Revenue Requirement	\$43,867.2	\$45,468.0	\$49,408.3
Rate Base \$	\$31,389.7	\$29,131.0	\$58,233.6
Rate Base \$ Difference		(\$2,258.7)	\$26,843.9
Rate Base % Difference		-7.8%	85.5%
Operating Expenses	\$41,374.8	\$42,925.4	\$44,784.6
Operating Expense \$ Difference		\$1,550.6	\$3,409.7
Operating Expense % Difference		3.6%	8.2%
Rate of Return	7.94%	8.73%	7.94%

<b>REDWOOD - COAST SPRINGS</b>			
<b>Comparison Between Proposed Last Adopted, Last Recorded and Proposed Test Year</b>			
<b>(Dollars in Thousands)</b>			
	Last Test Year Adopted	Last Recorded Year 2014	Proposed Test Year 2017
Total Revenue Requirement	\$519.2	\$514.3	\$563.5
Rate Base \$	\$1,347.5	\$463.3	\$1,557.8
Rate Base \$ Difference		(\$884.2)	\$210.3
Rate Base % Difference		-190.9%	15.6%
Operating Expenses	\$412.2	\$454.8	\$439.8
Operating Expense \$ Difference		\$42.6	\$27.6
Operating Expense % Difference		9.4%	6.7%
Rate of Return	7.94%	12.85%	7.94%

<b>REDWOOD - LUCERNE</b>			
<b>Comparison Between Proposed Last Adopted, Last Recorded and Proposed Test Year</b>			
<b>(Dollars in Thousands)</b>			
	Last Test Year Adopted	Last Recorded Year 2014	Proposed Test Year 2017
Total Revenue Requirement	\$2,213.1	\$2,354.0	\$3,035.0
Rate Base \$	\$4,525.6	\$4,391.8	\$5,696.6
Rate Base \$ Difference		(\$133.8)	\$1,171.0
Rate Base % Difference		-3.0%	25.9%
Operating Expenses	\$1,853.8	\$2,095.0	\$2,582.7
Operating Expense \$ Difference		\$241.2	\$728.9
Operating Expense % Difference		11.5%	39.3%
Rate of Return	7.94%	5.90%	7.94%

<b>REDWOOD - UNIFIED DISTRICT</b>			
<b>Comparison Between Proposed Last Adopted, Last Recorded and Proposed Test Year</b>			
<b>(Dollars in Thousands)</b>			
	Last Test Year Adopted	Last Recorded Year 2011	Proposed Test Year 2014
Total Revenue Requirement	\$797.5	\$768.4	\$866.1
Rate Base \$	\$2,006.6	\$1,737.5	\$2,546.7
Rate Base \$ Difference		(\$269.1)	\$540.1
Rate Base % Difference		-15.5%	26.9%
Operating Expenses	\$638.2	\$608.6	\$663.9
Operating Expense \$ Difference		(\$29.5)	\$25.8
Operating Expense % Difference		-4.9%	4.0%
Rate of Return	7.94%	9.20%	7.94%

<b>SALINAS DISTRICT</b>			
<b>Comparison Between Proposed Last Adopted, Last Recorded and Proposed Test Year</b>			
<b>(Dollars in Thousands)</b>			
	Last Test Year Adopted	Last Recorded Year 2014	Proposed Test Year 2017
Total Revenue Requirement	\$28,054.4	\$27,176.1	\$37,012.9
Rate Base \$	\$69,986.2	\$65,293.5	\$100,835.6
Rate Base \$ Difference		(\$4,692.8)	\$30,849.4
Rate Base % Difference		-7.2%	44.1%
Operating Expenses	\$22,496.2	\$23,646.8	\$29,006.6
Operating Expense \$ Difference		\$1,150.6	\$6,510.3
Operating Expense % Difference		4.9%	28.9%
Rate of Return	7.94%	5.41%	7.94%

<b>SELMA DISTRICT</b>			
<b>Comparison Between Proposed Last Adopted, Last Recorded and Proposed Test Year</b>			
<b>(Dollars in Thousands)</b>			
	Last Test Year Adopted	Last Recorded Year 2014	Proposed Test Year 2017
Total Revenue Requirement	\$5,050.5	\$5,011.9	\$6,293.9
Rate Base \$	\$12,108.1	\$12,947.1	\$15,882.1
Rate Base \$ Difference		\$839.0	\$3,774.0
Rate Base % Difference		6.5%	31.2%
Operating Expenses	\$4,089.1	\$4,258.7	\$5,032.9
Operating Expense \$ Difference		\$169.6	\$943.8
Operating Expense % Difference		4.0%	23.1%
Rate of Return	7.94%	5.82%	7.94%

<b>STOCKTON DISTRICT</b>			
<b>Comparison Between Proposed Last Adopted, Last Recorded and Proposed Test Year</b>			
<b>(Dollars in Thousands)</b>			
	Last Test Year Adopted	Last Recorded Year 2014	Proposed Test Year 2017
Total Revenue Requirement	\$36,468.5	\$37,211.4	\$45,325.6
Rate Base \$	\$65,527.0	\$66,111.3	\$101,850.7
Rate Base \$ Difference		\$584.3	\$36,323.7
Rate Base % Difference		0.9%	55.4%
Operating Expenses	\$31,265.5	\$37,701.9	\$37,238.7
Operating Expense \$ Difference		\$6,436.3	\$5,973.1
Operating Expense % Difference		17.1%	19.1%
Rate of Return	7.94%	-0.74%	7.94%

<b>VISALIA DISTRICT</b>			
<b>Comparison Between Proposed Test Year, Last Test Year Adopted and Last Recorded Year</b>			
<b>(Dollars in Thousands)</b>			
	Last Test Year Adopted	Last Recorded Year 2014	Proposed Test Year 2017
Total Revenue Requirement	\$26,865.1	\$27,510.9	\$34,083.7
Rate Base \$	\$59,597.2	\$47,409.5	\$72,450.7
Rate Base \$ Difference		(\$12,187.7)	\$12,853.5
Rate Base % Difference		-25.7%	21.6%
Operating Expenses	\$22,584.6	\$26,350.4	\$28,331.1
Operating Expense \$ Difference		\$3,765.8	\$5,746.5
Operating Expense % Difference		14.3%	25.4%
Rate of Return	7.18%	2.45%	7.94%

<b>WESTLAKE DISTRICT</b>			
<b>Comparison Between Last Adopted, Last Recorded and Proposed Test Year</b>			
<b>(Dollars in Thousands)</b>			
	Last Test Year Adopted	Last Recorded Year 2014	Proposed Test Year 2017
Total Revenue Requirement	\$17,518.9	\$19,230.9	\$19,104.7
Rate Base \$	\$18,257.0	\$17,395.6	\$22,577.6
Rate Base \$ Difference		(\$861.4)	\$4,320.6
Rate Base % Difference		-5.0%	23.7%
Operating Expenses	\$16,237.6	\$18,054.6	\$17,312.0
Operating Expense \$ Difference		\$1,816.9	\$1,074.4
Operating Expense % Difference		10.1%	6.6%
Rate of Return	7.02%	6.76%	7.94%

<b>WILLOWS DISTRICT</b>			
<b>Comparison Between Last Adopted, Last Recorded and Proposed Test Year</b>			
<b>(Dollars in Thousands)</b>			
	Last Test Year Adopted	Last Recorded Year 2014	Proposed Test Year 2017
Total Revenue Requirement	\$2,349.7	\$2,339.3	\$3,324.4
Rate Base \$	\$6,906.0	\$5,492.9	\$7,436.1
Rate Base \$ Difference		(\$1,413.1)	\$530.0
Rate Base % Difference		-25.7%	7.7%
Operating Expenses	\$1,828.7	\$2,449.4	\$2,734.0
Operating Expense \$ Difference		\$620.7	\$905.3
Operating Expense % Difference		25.3%	49.5%
Rate of Return	7.54%	-2.00%	7.94%

<b>NORTHERN REGION</b>			
<b>Comparison Between Proposed Last Adopted, Last Recorded and Proposed Test Year</b>			
<b>(Dollars in Thousands)</b>			
	Last Test Year Adopted	Last Recorded Year 2014	Proposed Test Year 2017
Total Revenue Requirement	\$32,235.8	\$31,370.0	\$38,780.9
Rate Base \$	\$72,482.4	\$65,973.8	\$95,206.8
Rate Base \$ Difference		(\$6,508.7)	\$22,724.3
Rate Base % Difference		-9.9%	31.4%
Operating Expenses	\$27,065.8	\$28,738.4	\$31,221.5
Operating Expense \$ Difference		\$1,672.6	\$4,155.6
Operating Expense % Difference		5.8%	15.4%
Rate of Return	7.13%	3.99%	7.94%

<b>BAY AREA REGION</b>			
<b>Comparison Between Proposed Last Adopted, Last Recorded and Proposed Test Year</b>			
<b>(Dollars in Thousands)</b>			
	Last Test Year Adopted	Last Recorded Year 2014	Proposed Test Year 2017
Total Revenue Requirement	\$80,388.3	\$61,927.9	\$87,675.2
Rate Base \$	\$94,103.6	\$80,707.0	\$127,216.9
Rate Base \$ Difference		(\$13,396.6)	\$33,113.3
Rate Base % Difference		-16.6%	35.2%
Operating Expenses	\$72,916.4	\$54,979.9	\$77,574.2
Operating Expense \$ Difference		(\$17,936.6)	\$4,657.8
Operating Expense % Difference		-32.6%	6.4%
Rate of Return	7.94%	8.61%	7.94%

<b>KERN COUNTY REGION</b>			
<b>Comparison Between Proposed Last Adopted, Last Recorded and Proposed Test Year</b>			
<b>(Dollars in Thousands)</b>			
	Last Test Year Adopted	Last Recorded Year 2014	Proposed Test Year 2017
Total Revenue Requirement	\$78,241.6	\$61,927.9	\$86,722.2
Rate Base \$	\$151,787.4	\$143,331.0	\$181,709.2
Rate Base \$ Difference		(\$8,456.4)	\$29,921.8
Rate Base % Difference		-5.9%	19.7%
Operating Expenses	\$66,191.1	\$67,667.8	\$72,294.8
Operating Expense \$ Difference		\$1,476.7	\$6,103.7
Operating Expense % Difference		2.2%	9.2%
Rate of Return	7.94%	8.61%	7.94%

<b>LOS ANGELES COUNTY REGION</b>			
<b>Comparison Between Proposed Last Adopted, Last Recorded and Proposed Test Year</b>			
<b>(Dollars in Thousands)</b>			
	Last Test Year Adopted	Last Recorded Year 2014	Proposed Test Year 2017
Total Revenue Requirement	\$46,315.2	\$47,887.4	\$52,816.1
Rate Base \$	\$39,367.0	\$35,502.6	\$69,205.8
Rate Base \$ Difference		(\$3,864.4)	\$29,838.8
Rate Base % Difference		-10.9%	75.8%
Operating Expenses	\$43,653.0	\$45,106.5	\$47,321.0
Operating Expense \$ Difference		\$1,453.6	\$3,668.1
Operating Expense % Difference		3.2%	8.4%
Rate of Return	6.76%	7.83%	7.94%

<b>MONTEREY REGION</b>			
<b>Comparison Between Proposed Last Adopted, Last Recorded and Proposed Test Year</b>			
<b>(Dollars in Thousands)</b>			
	Last Test Year Adopted	Last Recorded Year 2014	Proposed Test Year 2017
Total Revenue Requirement	\$31,339.5	\$29,840.0	\$41,059.5
Rate Base \$	\$80,086.9	\$75,307.6	\$113,911.7
Rate Base \$ Difference		(\$4,779.4)	\$33,824.8
Rate Base % Difference		-6.3%	42.2%
Operating Expenses	\$25,033.4	\$26,029.8	\$32,014.9
Operating Expense \$ Difference		\$996.4	\$6,981.5
Operating Expense % Difference		3.8%	27.9%
Rate of Return	7.87%	5.06%	7.94%

### **C. Special Requests**

Cal Water makes the following “special requests” in this proceeding. Unless otherwise stated, testimony in support of these requests is contained in the Testimony Book, Chapter 2 – Special Requests.

#### *Special Request: Affordability and District Consolidation*

Cal Water requests consolidation of the following existing areas into regional districts for rate making purposes, as discussed in Mr. Townsley’s testimony:

- Northern Region – Chico, Oroville, Marysville, and Willows
- Bay Area Region – Redwood Valley (Lucerne, Unified, Coast Springs) and Bayshore
- Kern County Region – Kern River Valley and Bakersfield
- Los Angeles County Region – Antelope Valley (Lancaster, Leona Valley, Fremont Valley, Lake Hughes) and Palos Verdes
- Monterey Region – Salinas and King City

#### *Special Request: Phasing out the Rate Support Fund (“RSF”) Program*

The Rate Support Fund currently provides a rate subsidy to all customers in a number of small, high-cost areas (“RSF areas”), and is funded by all Cal Water customers (except LIRA customers in RSF areas). The regional consolidation that Cal Water is proposing in this Application would enable the RSF program to gradually be phased out, as described in Mr. Townsley’s testimony.

#### *Special Request: Remove Cap on LIRA Benefits*

Cal Water proposes that the current limitations on monthly LIRA benefits, which are \$18.00 for non-RSF areas and \$30.00 for RSF areas. This modification would enhance the affordability of a vital resource for a customer class that the Commission has already determined merits financial assistance to pay utility bills. For additional testimony on this issue sponsored by Mr. Townsley, see Testimony Book, Chapter 2 – Special Requests

#### *Special Request: Additional Process for Tariff Development*

Cal Water requests additional scheduling steps in this proceeding to ensure that the rates, tariffs, and tables that support and accompany a final decision in this proceeding are accurate and consistent with the Commission’s expressed policies. Cal Water recommends a

separate process in which Cal Water and ORA are able to develop and validate the necessary tariff schedules, rules, and preliminary statements that should be attached to a final Commission decision. One approach would be for the Assigned Administrative Law Judge to issue a ruling requiring Cal Water and ORA to work together and develop the requested data before a proposed decision is released. Cal Water recommends that such a ruling allow the company and ORA at least one month to develop and review a joint submission, which could then be included ruling in the proposed decision and be subject to review and comment. See Mr. Duncan's testimony, and the proposed schedule included as Attachment A to this Application, for the details of Cal Water's proposal.

*Special Request: Monthly Cross-Connection Fee*

Cal Water requests Commission approval to establish a monthly fee of \$1.50, to be charged to each residential and commercial customer with an installed cross-connection control assembly. The fee will cover the cost to hire a Manager of Cross-Connection Control who will administer the program, postage for customer mailings, and certain other administrative fees to ensure compliance with the existing Title 17 regulation on cross-connection control. Other costs of the cross-connection control program, including costs for eleven existing cross-connection control specialists, are already included in base rates. Cal Water estimates that the salary for a Manager of Cross-Connection Control would be \$125,000 per year (not including benefits). See Mr. Townsley's testimony for additional discussion.

*Special Request: East Los Angeles Recycled Water Tariff*

Cal Water proposes a new tariff in its East Los Angeles District. This tariff would allow Cal Water to take recycled water from its wholesaler, Central Basin Municipal Water District ("Central Basin") and resell it to irrigation and industrial customers already using potable water from Cal Water's system. Cal Water requests that this tariff include a charge for recycled water consisting of a meter service charge equal to that charged for the same size potable meter under Cal Water's Schedule No. EL-1-NR for nonresidential metered service, and a quantity charge based on the difference between Central Basin's potable water rate and its recycled water rate. See Mr. Duncan's testimony for additional discussion.



*Special Request: Requesting Construction Work in Progress ("CWIP") in Rate Base*

Cal Water proposes to put Construction Work in Progress ("CWIP") balances in rate base, and to modify any Commission-approved procedures and requirements needed to reflect this change in ratemaking approach, as discussed in detail in the testimony of Mr. Ferraro.

*Special Request: Eliminating 10% Cap on WRAM Amortization*

As discussed in testimony by Mr. Duncan, Cal Water urges the Commission to eliminate the current annual cap on the levels of authorized revenue that Cal Water can recover from customers through the WRAM/MCBA mechanisms. This cap is particularly problematic in the face of the aggressive conservation measures mandated by Governor and the State Water Resources Control Board, which, while essential for long-term planning, will likely have the immediate impact of significantly increasing WRAM balances in many Cal Water districts.

*Special Request: Continuation of the Sales Reconciliation Mechanism ("SRM")*

Cal Water proposes to continue the Sales Reconciliation Mechanism, with some modifications. In particular, the mechanism would adjust the adopted sales forecast for escalation years if previous aggregate sales are higher or lower than the adopted sales for that year, unless the variation *de minimis*, such as under 1.5%. The adjustment would be 100% of the variation. For example, if sales are 9% lower than adopted in the test year, the adopted sales in the first escalation year would be adjusted down by 9%. As discussed further in Mr. Townsley's testimony, this mechanism will further enhance the Conservation Rate Design Pilot by minimizing any over- and under-collections of revenue tracked by the WRAM/MCBAs. Re-setting rates if forecasted and actual sales diverge better effectuates two key goals consistent with the Commission's Water Action Plan by providing clearer conservation rate signals to customers, and by more definitively severing the connection between sales and revenues for water utilities.

*Special Request: Continued Authorization for Balanced Payment Plan*

Cal Water seeks to extend the authorization received in D.14-08-011 to implement a Balanced Payment Plan for customers in the upcoming GRC period under the similar conditions discussed in the 2012 Settlement. For the reasons discussed in the Testimony on Special Requests, Cal Water has not yet implemented a BPP, but believes that there is significant customer interest in such a program.

*Special Request: Increase in Water Supply Fees*

Cal Water proposes to modify the special facilities fee (sometimes referred to as a lot fee) in Bakersfield, Chico, Dixon, Marysville, Salinas, Selma, Visalia, and Willows and to update the language in Rule 15.C.1.e. The proposed language updates do not constitute a material change to the existing rule and do not have a rate impact. The changes aim to clarify the existing language and specify that the special facilities fee for water supply is also known as a lot fee. Cal Water requests that the Commission approve the proposed changes. For additional testimony on this issue sponsored by Mr. Duncan, see Testimony Book, Chapter 2 – Special Requests.

*Special Request: Separate Applications for Building Improvements*

Cal Water requests authority to file applications outside of this proceeding for new buildings or building improvements in Bear Gulch, Los Altos, Livermore, and Visalia. For additional testimony on this issue sponsored by Mr. Townsley, see Testimony Book, Chapter 2 – Special Requests.

*Special Request: Waiver of Additional Customer Notice*

Cal Water has estimated escalation-year rates using known inflation factors provided by Commission staff and has applied those factors as directed in the RCP except as noted in the special requests section below. Applicant acknowledges that the escalation-year filings for calendar years 2018 and 2019 are based on future projections of inflation rates. Any increase requested at this time cannot be predictive of inflation present at that time. For this reason, Applicant requests an order from the Commission waiving the notice requirement under Rule 3.2 (c-d) or General Order 96-B should the actual escalation-year increase exceed that noticed in this application. Language to this effect is included in the proposed notice to customers.

*Special Request: Coordination with Open Commission Proceedings*

There are some open Commission proceedings that may impact this proceeding, depending upon when they are resolved. Those proceedings include: (1) a proposed Los Altos recycled water tariff for a new Apple campus (Advice Letter 2158); (2) a request for a memorandum account for asbestos-related litigation (A.04-09-003); and (3) a request for financing (A.15-04-021, submitted April 24, 2015). As discussed in Chapter 2 of the General Report, Cal Water requests that the final decision in this proceeding reflect the outcomes of these open proceedings, if any.

*Special Request: Permanent Conservation Rate Design*

Cal Water proposes the adoption of the Conservation Rate Design Pilot (“Pilot”) as a permanent component of Cal Water’s rate structure. This program was established in D.08-02-036 and essentially reaffirmed in settlements with ORA in Cal Water’s 2009 rate case (D.10-12-017) and in Cal Water’s 2012 rate case (D.14-08-011). The attributes of the conservation rate design program include tiered residential rates, single-tariff rates for non-residential customer classes, an enhanced water conservation program, full Water Revenue Adjustment Mechanisms (“WRAMs”), and Modified Cost Balancing Accounts (“MCBAs”).

*Special Request: Recognize Subsequent Offsets in Final Rates*

Cal Water anticipates that, subsequent to the filing of this Application, and prior to the issuance of a decision by the Commission, increases in water production expenses in one or more districts may require the filing of a request for an expense or rate base “offset” via the informal advice letter process. Cal Water therefore requests that the Commission formally recognizes such offset filings when new rates are approved. Absent this formal recognition, Cal Water would have file to reinstitute any offsets approved between the filing of its general rate case and adoption of a rate case decision.

*Special Request: Additional Memo and Balancing Accounts Requests*

The settlement in the 2012 GRC highlighted the need to normalize the tracking and management of Cal Water’s Balancing and Memo Accounts (“BAMAs”). While several accounts were eliminated, and several accounts were modified or clarified, the exercise of reviewing the BAMAs, many of which did not have preliminary statements and/or were long-lived, revealed the need for continual adjustments to carry out the intent of each account. Cal Water continues the work began in the last GRC by requesting several modifications and authorizations that are needed to keep the accounts current and relevant.

*MTBE Proceeds (Preliminary Statement F):* Cal Water’s proposal to distribute the remaining settlement proceeds in this account is discussed in testimony sponsored by Mr. Tootle in the Testimony Book, Chapter 2 – Special Requests.

*LIRA Memo Account Amortization (Preliminary Statement H):* There are lingering balances that Cal Water requests be reviewed for amortization via a Tier 1 advice letter as discussed in the BAMA section of the General Report. Cal Water should also have the opportunity to amortize certain balances through the end of 2016 through a Tier 2 advice letter.

With the stabilization of the LIRA program (through ongoing low-income data sharing and re-certifications), Cal Water nevertheless anticipates fewer costs in this account in the future.

*Eliminating the Credit Card Memo Account (Preliminary Statement J2):* See separate Special Request on this issue.

*Eliminating the HomeServe Memo Account (Preliminary Statement Q):* The amortization of this account through credits authorized by the Commission is complete. As detailed in the BAMA section of the General Report, the residual balances should be transferred to the District Balancing Accounts, and this account should be eliminated.

*Eliminating the Tort Litigation Memo Account (Preliminary Statement U):* The civil lawsuit that triggered Cal Water's request for this account has been ended. As described in the BAMA section of the General Report, Cal Water incurred certain legal costs, paid a confidential settlement amount, and received some reimbursement from insurance. All other amounts were included in the forecast for legal expenses in the 2012 GRC. This account should therefore be eliminated.

*Modifying the TCP Litigation Memo Account (Preliminary Statement W):* Cal Water requests authority to amortize the balances in this account as relevant and appropriate capital projects are completed and become used and useful, as detailed in Mr. Duncan's testimony on Special Requests.

*OEEP Amortization (Preliminary Statement X):* As discussed in the BAMA section of the General Report, Cal Water has included the authorized OEEP capital projects in the beginning plant balance for this GRC. In addition, Cal Water requests implementation of surcharges to recover the carrying costs for these projects via a Tier 1 advice letter.

*Pension Cost Balancing Account:* A Pension Cost Balancing Account that tracks the difference between actual and authorized pension costs was authorized in Cal Water's last two rate cases. As discussed in testimony sponsored by Mr. Smegal in Chapter 1 (General Testimony) of Cal Water's Testimony Book, Cal Water proposes the adoption of the same PCBA for the GRC period of 2017-2019.

*Health Cost Balancing Account:* Cal Water proposes that a modified version of the current Health Cost Balancing Account, which tracks 85% of the difference between actual and authorized employee medical costs, continue for the 2017-2019 GRC period, as discussed in testimony sponsored by Mr. Smegal in Chapter 1 (General Testimony) of Cal Water's Testimony Book.

*2010 Tax Act (Bonus Depreciation L-411) Amortization (Preliminary Statement AE):* The bonus depreciation tax benefits that the Commission intended be tracked in this account has

been calculated as described in the BAMA section of the General Report. Cal Water now requests amortization of the amount as a credit to ratepayers through a Tier 1 advice letter.

*Drought Memo Account Amortization (Preliminary Statement AL):* Cal Water proposes to amortize balances in this account via Tier 1 and Tier 2 advice letters as provided in Special Request Testimony. In addition, Cal Water requests authority to amortize future balances on an annual basis to avoid the aggregation of large balances as the need for drought expenditures continues.

*Modifying the Rate Support Fund Balancing Account (Preliminary Statement AM):* Cal Water proposes an annual true-up of this account through recalculation of the RSF surcharge on an annual basis. This modification could mirror the annual true-up the Commission approved for the LIRA Balancing Account, as discussed in the Testimony on Special Requests.

*Amortizing the East L.A. Memo Account (Preliminary Statement AQ):* The carrying costs of the projects tracked in this account have been calculated. Cal Water requests amortization of the amount and elimination of this account, as provided in the BAMA section of the General Report.

*Eliminating the SRM Balancing Account (Preliminary Statement AR):* Cal Water proposes elimination of the SRM Balancing Account for the reasons articulated in the Special Request Testimony. This account was intended to ensure that there was no harm to ratepayers from implementation of the new SRM regulatory tool. Several SRM implementation issues have since been resolved, and any tracking of revenue that is also in WRAM is being handled as part of the annual WRAM process. Therefore, Cal Water is not aware of any benefit to continuing the SRM Balancing Account.

*Old Interim Rate Surcharge Residuals:* Cal Water requests authority to transfer the residuals from some “old interim rate surcharge” to the District Balancing Accounts so that they can be amortized with other residuals. These residuals are described in the BAMA section of the General Report.

*Special Request: Permanent Credit Card Program*

As discussed in the Testimony on Special Requests by Mr. Duncan, Cal Water proposes to eliminate the memo account associated with Cal Water’s current Credit Card Pilot Program (Preliminary Statement J2) and make its credit card program permanent. Cal Water has been able to implement its credit/debit card program in a manner that is cost-effective, with no additional fee paid by credit/debit users, and no cross-subsidy from customers who pay by other means. Customer usage of the credit/debit cards continues to increase, among LIRA

customers in particular, and this payment option appears to help customers avoid having their water service shut-off due to non-payment.

*Special Request: Temporary Metered Service Tariff*

Cal Water requests that the Commission authorize the inclusion of a tariff for metered water service furnished for customers engaged in temporary activities, such as construction, within its service areas to reflect a standardization of practices across Cal Water's districts. This is anticipated to have a minimal rate impact. The tariff will require a deposit for meters in order to ensure: A) that customers return metering devices at the end of service and B) that repair for damage (beyond normal depreciation associated with use) is covered.

*Special Request: Deadline for Party Intervention*

Cal Water requests that the assigned administrative law judge provide guidance to potential intervenors in this proceeding to urge those who are interested in becoming a party submit their motions to intervene in 2015, and preferably before December 1, 2015. As reflected in its interactions with intervenors in its 2012 GRC, the company is committed to working with all intervenors and potential intervenors. The parties in the last case were able to reach a settlement that resolved almost all issues, and included all of the intervenors at that time. Unfortunately, parties to the settlement became involved in the case at different times, limiting the ability of late intervenors to fully engage in the discussions and influence the outcome. Furthermore, after the settlement was filed on October 30, 2013 (for test year rates scheduled to start on January 1, 2014), two additional entities sought and were granted intervenor status. Cal Water did not oppose those interventions, but requested that granting such status be conditioned upon not delaying the several months of hard work that all of the parties had been putting into settlement discussions and drafting of the agreement. In the event that this special request is not adopted, Cal Water proposes that the Commission only allow limited intervention, similar to that in the 2012 GRC, but tailored to the schedule and needs of this proceeding.

*Special Request: Public and Private Fire Protection Tariffs*

Cal Water requests authority to eliminate a series of legacy and unneeded tariffs. These tariffs are for public fire hydrant charges and they originally served the purpose of charging public agencies a nominal monthly fee for Cal Water to provide public fire hydrants located

within the public agency's jurisdictional limits. Cal Water also requests standardizing the rates for fire services across all districts and adding clarifying language to its service to Privately Owned Fire Protection Systems Tariffs.

*Special Request: Rule 15 (Main Extensions) Clarifications*

Cal Water requests to make clarifying language to its Rule 15 - Main extensions as discussed in the Special Request Testimony of Mr. Duncan. Rule 15 has a number of issues that cause customer confusion. Because of the confusing and contradictory language, Cal Water is often left to interpret the intent of the Commission. Issues range from applicability, to taxes, and closing loopholes and can be resolved with updates that actualize and improve the rule.

*Special Request: Water Quality Finding*

Cal Water requests a finding from the Commission that all operating districts provide water service that meets or exceeds state and federal drinking water standards and meets the requirements of General Order 103-A. This request is consistent with page 26 of D.07-05-062:

We also will incorporate water quality into the MDRs and require that any proposed decision in a GRC proceeding make specific findings and recommendations concerning the utility's water quality compliance.

Moreover, Ordering Paragraphs 7 and 8 of D.07-05-062 respectively require the Division of Water and Audit to appoint a water quality expert, and the presiding officer to rely on the testimony of the expert in support of a water quality finding. Cal Water provides evidence of this compliance in the testimony sponsored by Ms. James in the Testimony Book, Chapter 1 – General Testimony.

**III. DESCRIPTION OF APPLICANT**

In support of its request, Cal Water represents the following:

A. The legal name of Applicant is California Water Service Company. Its principal place of business is located at 1720 N. First Street, San Jose, California 95112.

B. Applicant is engaged in the business of supplying and distributing water for domestic, commercial, industrial, and landscaping purposes in service territories designated by the CPUC located in 23 ratemaking districts throughout the state.

C. Applicant is a California corporation. A copy of Applicant's Restated Articles of Incorporation, certified by the California Secretary of State, was filed with the Commission in connection with Application 96-12-029.

D. Applicant's most recent financial statements are in the 2011 10-K and Proxy Statement provided as **Attachment B** to this Application.

E. General descriptions of Applicant's properties and the area of its operations are provided in the Reports on the Results of Operation that are presented for each district and for General Office (the GO Results of Operation are contained in the document titled "General Report").

#### IV. CONTACT INFORMATION

Correspondence and communications with respect to this Petition should be addressed to:

Paul G. Townsley  
Vice-President, Regulatory Affairs & Corporate Relations  
California Water Service Company  
1720 N. First Street  
San Jose, California 95112  
Telephone: (408) 367-8223  
Facsimile: (408) 367-8426  
[ptownsley@calwater.com](mailto:ptownsley@calwater.com)

With copies to:

Natalie D. Wales  
Regulatory Counsel  
California Water Service Company  
1720 N. First Street  
San Jose, California 95112  
Telephone: (408) 367-8566  
Facsimile: (408) 367-8426  
[nwales@calwater.com](mailto:nwales@calwater.com)

#### V. PROCEDURAL MATTERS

A. Category – This proceeding is categorized as ratesetting.



B. Need for Hearing – Cal Water believes there may be a need for an evidentiary hearing.

C. Issues – The issues raised in this Application include the standard issues relating to a general rate increase request, as well as certain Special Requests that are enumerated herein in Section II.

D. Schedule – Cal Water provides a proposed schedule in this proceeding (Attachment A to this Application), *however suggests that Cal Water and the Office of Ratepayer Advocates develop and submit a joint proposed schedule in advance of the Prehearing Conference in this case.*

**VI. REQUIREMENTS OF RULE 3.2 (APPLICATIONS FOR AUTHORITY TO INCREASE RATES)**

A. This Application meets the requirements of Rule 3.2 (applicable to applications other than those for general rate increases) as described below.

B. Materials meeting the requirements of the following subsections of Rule 3.2(a) are provided in the attachments to this Application (as identified in Section VII below):

- Rule 3.2(a)(1): Balance Sheet and Income Statement
- Rule 3.2(a)(2): Statement of Presently Effective Rates
- Rule 3.2(a)(4) and (5): Summary of Earnings

C. As required by Rule 3.2(a)(3), the increases proposed by Cal Water are provided in Attachment G to this Application.

D. Cal Water will provide the notices required by Rule 3.2, subsections (b) through (d), and file the associated proofs of compliance.

## VII. CONTENTS OF THIS GENERAL RATE CASE APPLICATION

Cal Water's general rate case filing includes the following materials:

### Application and Attachments (Filed and Served)

	Application
Attachment A	Proposed Procedural Schedule
Attachment B	Proxy Statement (Including Financial Statements)
Attachment C	Summary of Earnings
Attachment D	Proposed Customer Notice
Attachment E	Present Rate Schedules
Attachment F	Proposed Rate Schedules

### Additional Materials In Support of Application (Served Only)

Testimony	Short Title	
Chapter 1 - General Testimony	General Testimony	
Chapter 2 - Testimony Supporting Special Requests	Special Request Testimony	
Chapter 3 - Compliance Testimony	Compliance Testimony	
Chapter 4 – Witness Qualifications	n/a	
<u>Witnesses</u>		
Darin T. Duncan (Duncan Testimony)	Duncan Testimony	
Stan F. Ferraro (Ferraro Testimony)	Ferraro Testimony	
Sophie James (James or Water Quality Testimony)	James Testimony (or Water Quality Testimony)	
Kenneth G. Jenkins	Jenkins Testimony (or Conservation Testimony)	
Earl M. Robinson	Robinson Testimony (or Depreciation Testimony)	
Gerald Simon	Simon Testimony (or Safety/Security Testimony)	
Thomas F. Smegal III	Smegal Testimony	
John S. Tootle	Tootle Testimony	
Paul G. Townsley	Townsley Testimony	
Scott Wagner	Wagner Testimony (or Capital Improvement Testimony)	
Book	Company-Wide Reports	Short Title
1	General Report (including the Report on the Results of Operation for General Office) (Duncan)	General Report (or GO RO Report)
2	Report on Unregulated and Affiliate Operations (Duncan)	Unregulated/Affiliate Report

3	Conservation Program Recommendations and Budgets (M.Cubed)	Conservation Report
4	Sales Forecast Recommendations (by M.Cubed)	Sales Forecast Report
5	Water Supply & Facilities Master Plan – Executive Summaries only Confidential versions available only to CPUC staff and to parties who sign a Nondisclosure Agreement (“NDA”).	WS&FMP Summary
6A	Metro Districts Depreciation Study as of December 31, 2013 (consists of 4 books)	Depreciation Reports
6B	Valley Districts Depreciation Study as of December 31, 2013 (consists of 5 books)	
6C	Dominguez Water Depreciation Study as of December 31, 2013 (consists of 4 books)	
7	Capital and Expense Workpapers for Proposed Regional <b>Consolidated Districts</b>	Consolidated Workpapers
<b>Book</b>	<b>District-Specific Reports and Books Provided for each Operating District (23 Districts)</b>	<b>Short Title</b>
1	Results of Operations Report - Capital and expense workpapers are provided as attachments. - The RO Report for General Office is contained in the General Report	RO Report
2	Capital Project Justification Book – <i>Contains Confidential Information</i> - There is a separate Capital Book for General Office. - Public Versions of Capital Books are available upon request. - Confidential versions are available only to CPUC staff and to parties who sign a Nondisclosure Agreement (“NDA”).	Capital Book
3	Urban Water Management Plan	UWMP

## VIII. PRAYER

WHEREFORE, Cal Water respectfully requests that the Commission issue its findings and orders to the effect that:

1. The present rates authorized for Cal Water’s 23 major operating districts are unfair, unjust, and unreasonable;
2. The rates proposed and requested by Cal Water are fair, just, and reasonable;
3. Cal Water has properly complied with prior orders of the Commission as described;
4. The requests made by Cal Water are just, reasonable, and in the public interest; and
5. Granting such further, additional and other relief as may be deemed by the Commission to be necessary or proper.

Respectfully Submitted,

//s//

---

PAUL G. TOWNSLEY  
1720 North First Street  
San Jose, California 95112  
Phone: (408) 367-8223  
Fax: (408) 367-8426  
[ptownsley@calwater.com](mailto:ptownsley@calwater.com)

Vice President, Regulatory Matters  
California Water Service Company

Dated: July 3, 2015

//s//

---

NATALIE D. WALES  
1720 North First Street  
San Jose, California 95112  
Phone: (408) 367-8566  
Fax: (408) 367-8426  
[nwales@calwater.com](mailto:nwales@calwater.com)

Regulatory Attorney  
California Water Service Company

**VERIFICATION**

I, Paul G. Townsley, declare and say that I am an officer, to wit, Vice President, Regulatory and Corporate Relations, of California Water Service Company, a California corporation. I make this verification on behalf of said corporation that I know the contents of the company's 2015 General Rate Case Application, submitted to the California Public Utilities Commission on July 3, 2015 pursuant to the Rate Case Plan (D.07-05-062), and that the contents of the Application are true and complete to the best of my knowledge.

I declare under penalty of perjury that the foregoing is true and correct.

Executed on July 6, 2015, in Newport Beach, California.

/s/ PAUL G. TOWNSLEY

\_\_\_\_\_  
Paul G. Townsley  
Vice President, Regulatory Affairs  
California Water Service Company

**ATTACHMENT A**

## Attachment A - Proposed Procedural Schedule

Event	2015 GRC
Proposed Application	Friday, May 01, 2015
Deficiency Letter Mailed	Monday, June 01, 2015
Appeal to Executive Director	Monday, June 08, 2015
Executive Director Acts	Thursday, June 11, 2015
Application Filed/Testimony Served	Wednesday, July 01, 2015
Prehearing Conference	Monday, July 13, 2015
Update of Applicant's Showing	Friday, October 09, 2015
ORA Testimony	Thursday, January 21, 2016
Other Parties Serve Testimony	Thursday, February 04, 2016
Rebuttal Testimony	Monday, March 21, 2016
ADR or Settlement Process	Monday, March 28, 2016
Evidentiary Hearings (if required)	Tuesday, April 19, 2016
Opening Briefs Filed and Served	Monday, June 06, 2016
Motion for Interim Rates	Monday, June 06, 2016
Mandatory Status Conference	Tuesday, June 07, 2016
Reply Briefs Filed and Served (with Comparison Exhibit)	Thursday, June 16, 2016
Water Division Technical Conference	Wednesday, July 06, 2016
<i>Preliminary ruling ordering parties to develop rate designs</i>	Friday, August 05, 2016
Proposed Decision Mailed	Tuesday, September 06, 2016
<i>Parties submit proposed tables and tariffs</i>	Thursday, October 06, 2016
Comments on Proposed Decision	Wednesday, October 26, 2016
Reply Comments	Monday, October 31, 2016
Commission Meeting	Tuesday, November 15, 2016

# ATTACHMENT B



*This page intentionally left blank.*

DEF 14A 1 a2223717zdef14a.htm DEF 14A

**UNITED STATES  
SECURITIES AND EXCHANGE COMMISSION  
Washington, D.C. 20549**

**SCHEDULE 14A**

Proxy Statement Pursuant to Section 14(a) of  
the Securities Exchange Act of 1934 (Amendment No.        )

Filed by the Registrant

Filed by a Party other than the Registrant

Check the appropriate box:

- Preliminary Proxy Statement
- Confidential, for Use of the Commission Only (as permitted by Rule 14a-6(e)(2))**
- Definitive Proxy Statement
- Definitive Additional Materials
- Soliciting Material under §240.14a-12

**California Water Service Group**

---

(Name of Registrant as Specified In Its Charter)

---

(Name of Person(s) Filing Proxy Statement, if other than the Registrant)

Payment of Filing Fee (Check the appropriate box):

- No fee required.
- Fee computed on table below per Exchange Act Rules 14a-6(i)(1) and 0-11.
- (1) Title of each class of securities to which transaction applies: \_\_\_\_\_
- (2) Aggregate number of securities to which transaction applies: \_\_\_\_\_
- (3) Per unit price or other underlying value of transaction computed pursuant to Exchange Act Rule 0-11 (set forth the amount on which the filing fee is calculated and state how it was determined): \_\_\_\_\_
- (4) Proposed maximum aggregate value of transaction: \_\_\_\_\_
- (5) Total fee paid: \_\_\_\_\_
- 
- Fee paid previously with preliminary materials.
- Check box if any part of the fee is offset as provided by Exchange Act Rule 0-11(a)(2) and identify the filing for which the offsetting fee was paid previously. Identify the previous filing by registration statement number, or the Form or Schedule and the date of its filing.

(1) Amount Previously Paid:

(2) Form, Schedule or Registration Statement No.:

(3) Filing Party:

(4) Date Filed:

[Table of Contents](#)**California Water Service Group**

**California Water Service Company, Hawaii Water Service Company,  
New Mexico Water Service Company, Washington Water Service  
Company, CWS Utility Services, and HWS Utility Services**

**1720 North First Street  
San Jose, CA 95112-4598  
(408) 367-8200**

April 15, 2015

**Dear Fellow Stockholder:**

You are cordially invited to attend our Annual Meeting of Stockholders at 9:30 a.m. on May 27, 2015, at the executive offices of California Water Service Group, located at 1720 North First Street in San Jose, California.

Enclosed are a notice of matters to be voted on at the meeting, our Proxy Statement, a proxy card, and our 2014 Annual Report.

Whether or not you plan to attend, your vote is important. Please vote your shares, as soon as possible, in one of three ways: Internet, telephone, or mail. Instructions regarding Internet and telephone voting are included on the proxy card or voting instruction card. If you choose to vote by mail, please follow the instructions on the proxy card or voting instruction card.

In a continuing effort to conserve natural resources and reduce costs, we produced a summary annual report again this year, opting not to duplicate the financial information that continues to be provided in our Form 10-K filed with the Securities and Exchange Commission. Your perspectives on the annual report are valuable to us. Please send your feedback to [annualreport@calwater.com](mailto:annualreport@calwater.com).

Thank you for your investment in the California Water Service Group.

Sincerely,

/s/ PETER C. NELSON

**Peter C. Nelson**  
Chairman of the Board

---

[Table of Contents](#)

# Table of Contents

<u>NOTICE OF ANNUAL MEETING OF STOCKHOLDERS</u>	
<u>QUESTIONS AND ANSWERS ABOUT THE PROXY MATERIALS AND THE ANNUAL MEETING</u>	<u>1</u>
<u>BOARD STRUCTURE</u>	<u>7</u>
<u>PROPOSAL NO. 1 – ELECTION OF DIRECTORS</u>	<u>15</u>
<u>STOCK OWNERSHIP OF MANAGEMENT AND CERTAIN BENEFICIAL OWNERS</u>	<u>20</u>
<u>COMPENSATION DISCUSSION AND ANALYSIS</u>	<u>23</u>
<u>REPORT OF THE ORGANIZATION AND COMPENSATION COMMITTEE OF THE BOARD OF DIRECTORS ON EXECUTIVE COMPENSATION</u>	<u>49</u>
<u>ORGANIZATION AND COMPENSATION COMMITTEE INTERLOCKS AND INSIDER PARTICIPATION</u>	<u>49</u>
<u>PROCEDURES FOR APPROVAL OF RELATED PARTY TRANSACTIONS</u>	<u>49</u>
<u>PROPOSAL NO. 2 – ADVISORY VOTE TO APPROVE EXECUTIVE COMPENSATION</u>	<u>50</u>
<u>REPORT OF THE AUDIT COMMITTEE</u>	<u>52</u>
<u>RELATIONSHIP WITH THE INDEPENDENT REGISTERED PUBLIC ACCOUNTING FIRM</u>	<u>53</u>
<u>PROPOSAL NO. 3 – RATIFICATION OF SELECTION OF DELOITTE &amp; TOUCHE LLP AS INDEPENDENT REGISTERED PUBLIC ACCOUNTING FIRM FOR 2015</u>	<u>54</u>
<u>OTHER MATTERS</u>	<u>55</u>

For directions to the Annual Meeting, please refer to page 57 of this Proxy Statement.

---

[Table of Contents](#)

# California Water Service Group

## Notice of Annual Meeting of Stockholders

The 2015 Annual Meeting of Stockholders (Annual Meeting) of California Water Service Group (Group) will be held on Wednesday, May 27, 2015, at 9:30 a.m., at the executive offices of California Water Service Group, located at 1720 North First Street in San Jose, California. At the meeting, stockholders will consider and vote on the following matters:

1. Election of the ten directors named in the proxy statement;
2. An advisory vote to approve executive compensation;
3. Ratification of the selection of Deloitte & Touche LLP as the Group's independent registered public accounting firm for 2015; and
4. Such other business as may properly come before the meeting.

The Board of Directors has fixed the close of business on March 31, 2015, as the record date for the determination of holders of common stock entitled to notice of and to vote at the Annual Meeting.

Please submit a proxy as soon as possible so that your shares can be voted at the meeting in accordance with your instructions. You may submit your proxy: (a) by Internet, (b) by telephone, or (c) by U.S. Postal Service mail. You may revoke your proxy at any time prior to the vote at the Annual Meeting. Of course, in lieu of submitting a proxy, you may vote in person at the Annual Meeting; provided, however, that if you hold your shares in street name, you must request a legal proxy from your stockbroker in order to do so. For specific instructions, please refer to "Questions and Answers About the Proxy Materials and the Annual Meeting" in this Proxy Statement and the instructions on the proxy card.

**Important Notice Regarding the Availability of Proxy Materials for the Stockholders Meeting to be Held on May 27, 2015** Electronic copies of the Group's Form 10-K, including exhibits, and this Proxy Statement will be available on the Group's website at <http://www.calwatergroup.com>.

### By Order of the Board of Directors

/s/ MICHELLE R. MORTENSEN

**MICHELLE R. MORTENSEN**  
Corporate Secretary

---

[Table of Contents](#)

## PROXY STATEMENT

This Proxy Statement, dated April 15, 2015, relates to the solicitation of proxies by the Board of Directors of California Water Service Group (Group) for use at our 2015 Annual Meeting of Stockholders, which is scheduled to be held on May 27, 2015. We expect to begin mailing this Proxy Statement to stockholders on or about April 15, 2015.

### QUESTIONS AND ANSWERS ABOUT THE PROXY MATERIALS AND THE ANNUAL MEETING

#### What am I voting on?

- Election of the ten directors named in the proxy statement to serve until the 2016 Annual Meeting;
- An advisory vote to approve executive compensation; and
- Ratification of the selection of Deloitte & Touche LLP as the Group's independent registered public accounting firm for 2015.

#### Who may attend the Annual Meeting?

Any stockholders of the Group may attend.

#### Who is entitled to vote?

Stockholders of record on the record date. The Board has fixed March 31, 2015 as the record date (Record Date) for stockholders entitled to notice of, and to vote at, the Annual Meeting.

#### How many votes do I get?

Each share of common stock is entitled to one vote.

#### What constitutes a quorum?

A majority of the outstanding shares – present at the Annual Meeting or represented by persons holding valid proxies – constitutes a quorum. If you submit a valid proxy card, your shares will be considered in determining whether a quorum is present.

Without a quorum, no business may be transacted at the Annual Meeting. However, whether or not a quorum exists, a majority of the voting power of those present at the Annual Meeting may adjourn the Annual Meeting to another date, time, and place.

At the Record Date, there were 2,180 stockholders of record. There were 47,890,495 shares of our common stock outstanding and entitled to vote at the Annual Meeting.

[Table of Contents](#)

**How are the directors elected?**

Our bylaws provide for a majority voting standard for the election of directors in uncontested elections. Under this majority voting standard, each director must be elected by the affirmative vote of a majority of the votes cast with respect to the director. A majority of the votes cast means that the number of votes cast "FOR" a candidate for director exceeds the number of votes cast "AGAINST" that candidate for director. As a result, abstentions will not be counted in determining which nominees receive a majority of votes cast since abstentions do not represent votes cast for or against a candidate. If you hold your shares through a stockbroker (or other nominee), the stockbroker does not have authority to vote your shares in the election of directors without instructions from you. Shares that your stockbroker does not vote ("broker non-votes") are not considered votes cast for or against a candidate, and they will not be counted in determining which nominees receive a majority of votes cast. In accordance with our director resignation policy, the Nominating/Corporate Governance Committee has established procedures that require an incumbent candidate for director who does not receive the required votes for re-election to tender his or her resignation. The Nominating/Corporate Governance Committee will recommend to the Board whether to accept or reject the offer, or whether other action should be taken. The Board will act on the Nominating/Corporate Governance Committee's recommendation within 90 days after certification of the election results. We will promptly publicly disclose the Board's decision regarding the resignation offer, including the rationale for rejecting the resignation offer, if applicable.

**Who are the Board's nominees?**

The nominees are Terry P. Bayer, Edwin A. Guiles, Bonnie G. Hill, Martin A. Kropelnicki, Thomas M. Krummel, M.D., Richard P. Magnuson, Linda R. Meier, Peter C. Nelson, Lester A. Snow, and George A. Vera. All of the nominees are current Board members. See "Proposal No. 1 – Election of Directors" for biographical information and qualifications.

**What are the Board's voting recommendations?**

"FOR" each of the nominees to the Board (Proposal No. 1);

"FOR" the proposal regarding an advisory vote to approve executive compensation (Proposal No. 2); and

"FOR" the ratification of the selection of Deloitte & Touche LLP as the Group's independent registered public accounting firm for 2015 (Proposal No. 3).

**How do I vote?**

If you are a stockholder of record (that is, you hold your shares in your own name), you may vote on the Internet, by telephone, by mail, or in person at the meeting. Different rules apply if your stockbroker or another nominee holds your shares for you (see below).

***You may vote on the Internet.***

You do this by following the "Vote by Internet" instructions on the proxy card. If you vote on the Internet, you do not have to mail in your proxy card.

***You may vote by telephone.***

You do this by following the "Vote by Phone" instructions on the proxy card. If you vote by telephone, you do not have to mail in your proxy card. You must have a touch-tone phone to vote by telephone.



[Table of Contents](#)

***You may vote by mail.***

You do this by signing the proxy card and mailing it in the enclosed, prepaid, and addressed envelope. If you mark your voting instructions on the proxy card, your shares will be voted as you instruct.

If you return a signed card but do not provide voting instructions, your shares will be voted:

- For the ten named director nominees;
- For the advisory vote to approve executive compensation; and
- For the ratification of the selection of Deloitte & Touche LLP as the Group's independent registered public accounting firm for 2015.

***You may vote in person at the meeting.***

We will hand out written ballots to anyone who wants to vote at the meeting. If you hold your shares in street name, you must request a legal proxy from your stockbroker in order to vote at the meeting.

**What if I change my mind after I return my proxy?**

You may revoke your proxy and/or change your vote at any time before the polls close at the Annual Meeting. You may do this by:

- Signing another proxy with a later date;
- Voting on the Internet or by telephone (your latest Internet or telephone proxy is counted);
- Voting again at the meeting; or
- Notifying the Corporate Secretary, in writing, that you wish to revoke your previous proxy. We must receive your notice prior to the vote at the Annual Meeting.

**Will my shares be voted if I do not return my proxy?**

If you are a stockholder of record, and you do not return your proxy, your shares will not be voted unless you attend the meeting and vote in person.

**What happens if my shares are held by my stockbroker (or other nominee)?**

If your shares are held by a stockbroker (or other nominee), you will receive a voting instruction card so that you can instruct your stockbroker on how to vote your shares. If you do not return your voting instruction card, then your stockbroker, under certain circumstances, may vote your shares.

Specifically, stockbrokers have authority under exchange regulations to vote your uninstructed shares on certain "routine" matters. For "non-routine" matters, no votes will be cast on your behalf if you do not instruct your stockbroker on how to vote. If you wish to change the voting instructions that you gave to your stockbroker, you must ask your stockbroker how to do so.

If you do not give your stockbroker voting instructions, your stockbroker may either:

- Proceed to vote your shares on routine matters and refrain from voting on non-routine matters; or
- Leave your shares entirely unvoted.

[Table of Contents](#)

Shares that your stockbroker does not vote (broker non-votes) will count towards the quorum only. We encourage you to provide your voting instructions to your stockbroker. This ensures that your shares will be voted at the meeting.

**As to my stockbroker voting, which proposals are considered "routine" or "non-routine"?**

The ratification of the selection of Deloitte & Touche LLP as the Group's independent registered public accounting firm for 2015 (Proposal No. 3) is routine. A stockbroker may generally vote on routine matters if the stockbroker has not received voting instructions from you with respect to such matters.

The election of directors (Proposal No. 1) and the advisory vote to approve executive compensation (Proposal No. 2) are matters considered "non-routine" under applicable rules. A stockbroker cannot vote without your instructions on non-routine matters.

**What is the voting requirement to approve each of the proposals?**

<u>Proposal</u>	<u>Vote Required</u>
Proposal 1 – Election of ten directors	Majority of Votes Cast
Proposal 2 – Advisory vote to approve executive compensation	Majority of Shares Present in Person or Represented by Proxy and Entitled to Vote
Proposal 3 – Ratify the selection of Deloitte & Touche LLP as the Group's independent registered public accounting firm for 2015	Majority of Shares Present in Person or Represented by Proxy and Entitled to Vote

**How are broker non-votes and abstentions treated?**

Broker non-votes and abstentions are counted for purposes of determining whether a quorum is present. Only "FOR" and "AGAINST" votes are counted for purposes of determining the votes received in connection with the proposal relating to the election of directors (Proposal No. 1), and therefore broker non-votes and abstentions have no effect on that proposal. Stockbrokers may not vote your shares on Proposal No. 1 without instructions from you. The affirmative vote of the majority of the shares present in person or represented by proxy and entitled to vote at the Annual Meeting is required to approve Proposal No. 2 and Proposal No. 3. Abstentions have the effect of a vote "AGAINST" both of these proposals. Stockbrokers may vote your shares on Proposal No. 3 (but not on Proposal No. 2) without instructions from you. Shares resulting in broker non-votes, if any, are not entitled to vote and will have no effect on the outcome of these proposals.

**Who will count the vote?**

Representatives of Broadridge Financial Services, Proxy Services, will serve as the inspector of elections and count the votes.

**What does it mean if I get more than one proxy card?**

It means that you have multiple accounts at the transfer agent and/or with stockbrokers. Please sign and return all proxy cards to ensure that all your shares are voted.

[Table of Contents](#)

**What percentage of stock do the directors and executive officers own?**

Together, directors and officers own approximately 1.1% of our common stock. See "Stock Ownership of Management and Certain Beneficial Owners" for more details elsewhere in this Proxy Statement.

**Who are the largest common stockholders?**

As of December 31, 2014, the largest stockholders were:

- The Vanguard Group, Inc. beneficially owned 3,284,560 shares of common stock, representing 6.87% of our aggregate outstanding stock as of such date;
- BlackRock, Inc. beneficially owned 3,012,767 shares of common stock, representing 6.30% of our aggregate outstanding stock as of such date; and
- Lazard Asset Management LLC beneficially owned 2,621,781 shares of common stock, representing 5.48% of our aggregate outstanding stock as of such date.

\* To the best of our knowledge, no other stockholders held more than 5% of our common shares as of such date.

**What is the deadline for submitting stockholder proposals for the Group's proxy materials for next year's Annual Meeting?**

Any proposals that stockholders intend to submit for inclusion in next year's Group proxy materials must be received by the Corporate Secretary of the Group by December 9, 2015. A proposal, together with any supporting statement, may not exceed 500 words and must comply with other requirements of Rule 14a-8 under the Securities Exchange Act of 1934. Please submit the proposal to the Corporate Secretary, California Water Service Group, 1720 North First Street, San Jose, California 95112-4598.

**How can a stockholder propose a nominee for the Board or other business for consideration at a stockholders' meeting?**

Stockholders who are entitled to vote at a stockholders' meeting may propose a nominee for the Board or other business for consideration at a meeting without seeking to have the matter included in the proxy materials for the meeting pursuant to Rule 14a-8. The bylaws contain the requirements for doing so. The bylaws are posted on the Group's website at <http://www.calwatergroup.com>. Physical copies of these documents are also available upon request to the Corporate Secretary, California Water Service Group, 1720 North First Street, San Jose, CA 95112-4598. Briefly, a stockholder must give timely prior notice of the matter to the Group. The notice must be received by the Corporate Secretary at the Group's principal place of business by the 150th day before the first anniversary of the prior year's Annual Meeting. For the 2016 Annual Meeting, to be timely, notice must be received by the Corporate Secretary not later than the close of business on December 19, 2015. If we move the date of the meeting by more than thirty days before or more than sixty days after the date of the previous meeting, notice is due not later than the close of business on the later of the 150th day before the Annual Meeting or the 10th day after we publicly announce the holding of the meeting. If the Group's Corporate Secretary receives notice of a matter after the applicable deadline, the notice will be considered untimely. In that case, or where notice is timely but the stockholder fails to satisfy the requirements of Rule 14a-4 under the Securities Exchange of 1934, the persons named as proxies may exercise their discretion in voting with respect to the matter when and if it is raised at the meeting.

[Table of Contents](#)

The bylaws specify what the notice must contain. Stockholders must comply with applicable law with respect to matters submitted in accordance with the bylaws. The bylaws do not affect any stockholder's right to request inclusion of proposals in the Group's Proxy Statement under Rule 14a-8.

**How can a stockholder or other interested parties contact the independent directors, the director who chairs the Board's executive sessions or the full Board?**

Stockholders or other interested parties may address inquiries to any of the Group's directors, to the lead director (who chairs the Board's executive sessions), or to the full Board, by email to [stockholdercommunication@calwater.com](mailto:stockholdercommunication@calwater.com) or by writing to them in care of the Corporate Secretary, California Water Service Group, 1720 North First Street, San Jose, California 95112-4598. All such communications are sent directly to the intended recipient.

**Can I make comments and/or ask questions during the Annual Meeting?**

Yes. Stockholders wishing to address the meeting are welcome to do so by adhering to the following guidelines:

1. Stockholders may address the meeting when recognized by the Chairman or President & Chief Executive Officer (CEO);
2. Each stockholder, when recognized, should stand and identify himself or herself; and
3. Stockholder remarks must be limited to matters before the meeting and may not exceed two minutes in duration per speaker.

No cameras, video, or recording equipment will be permitted at the meeting. Many cellular phones have built-in digital cameras, and while these phones may be brought into the meeting, the camera function may not be used at any time.

**Where and when will I be able to find the results of the voting?**

Preliminary results will be announced at the Annual Meeting. We will publish the final results in a current report on Form 8-K to be filed with the SEC within four business days of the Annual Meeting.

[Table of Contents](#)

## BOARD STRUCTURE

This section briefly describes the structure of the Board and the functions of the principal committees of the Board. The Board has adopted Corporate Governance Guidelines that, along with the charters of the Board committees, provide a framework for the governance of the Group. The Corporate Governance Guidelines and the current charters for the Audit, Organization and Compensation, Finance and Risk Management, and Nominating/Corporate Governance committees are posted on the Group's website at <http://www.calwatergroup.com>. Physical copies of these documents are also available upon request to the Corporate Secretary, California Water Service Group, 1720 North First Street, San Jose, California 95112-4598.

The Group's policy is that all directors must be able to devote the required time to carry out director responsibilities and should attend all meetings of the Board and of committees on which they sit.

### Leadership Structure

Peter C. Nelson has served as Chairman of the Board since 2012. In connection with his retirement as CEO in 2013, the roles of Chairman of the Board and CEO were separated. Mr. Nelson continued in his role as Chairman of the Board, and Martin A. Kropelnicki was appointed President & CEO. The Board determined at that time, and continues to believe, that separating the roles of Chairman of the Board and CEO was the most appropriate leadership structure for the Group, based on numerous factors, including the Board's historical practice (which has predominantly been to separate the roles), its assessment of the Group's leadership, and the Group's current and anticipated needs. The Board attributes a portion of the historical success of its leadership model to the Chairman of the Board's significant experience as part of the Group's senior management. The Board believes that Mr. Nelson's 17-plus years of service as the former President & CEO of the Group and his significant experience in the water and public utility industries make him best positioned to lead the Board as it oversees and monitors implementation of the Group's business strategy, considers risks related to strategy and business decisions, and performs its oversight function with respect to the Group's operations.

The Board also has established the position of lead director because the Board supports having an independent director in a board leadership position at all times. The lead director is an independent director who is elected by the independent directors to serve for a period of at least one year. Mr. Richard P. Magnuson currently serves as lead director. As set forth in the Corporate Governance Guidelines, the lead director's responsibilities and authority include:

- Presiding over executive sessions of the non-management and independent directors and having the authority to call executive sessions;
- Presiding at meetings of the Board in the absence of the Chairman of the Board;
- Approving Board meeting agendas and schedules;
- Approving information sent to the Board;
- Serving as liaison between the Chairman of the Board and the independent directors; and
- Being available for consultation and communication with major stockholders upon request.

### Risk Oversight

Under the Corporate Governance Guidelines, the full Board oversees the Group's processes for assessing and managing risk. The Board does not view risk in isolation, but considers risk as part of its regular consideration of business decisions and business strategy. The Board exercises its risk oversight function through the Board as a whole and through its committees. Each of

[Table of Contents](#)

the Board committees considers the risks within its areas of responsibility and identified in its charter. The Finance and Risk Management Committee reviews the Group's major risk exposures and the steps management has taken and proposes to take to monitor and control such exposures. The Audit Committee reviews with management risks related to financial reporting and internal controls. At least annually, the Finance and Risk Management Committee discusses the Group's risk assessment and risk management with the Audit Committee. The Organization and Compensation Committee reviews enterprise risks to see that our compensation plans and programs do not encourage management to take unreasonable risks relating to our business. The Nominating/Corporate Governance Committee oversees risks related to matters of corporate governance, including director independence and Board performance.

The Group has a Management Committee (MC) that reports directly to the Finance and Risk Management Committee and meets at least semi-monthly. The MC is chaired by the Group's President & CEO and membership is comprised of the vice presidents. Among other functions, the MC identifies and prioritizes key risks and recommends the implementation of appropriate mitigation measures, as needed. The MC reports to the Audit Committee no less frequently than annually. Further review or reporting on risks is conducted as needed or as requested by the Board or committee.

### Committees

There are four committees within our Board of Directors: (1) Audit; (2) Organization and Compensation; (3) Finance and Risk Management; and (4) Nominating/Corporate Governance. The membership and the function of each of these committees are described below.

Name	Audit	Organization and Compensation	Finance and Risk Management	Nominating/Corporate Governance
Terry P. Bayer		✓		
Edwin A. Guiles	✓	✓	Chair	
Bonnie G. Hill		✓		✓
Martin A. Kropelnicki				
Thomas M. Krummel, M.D.		Chair		✓
Richard P. Magnuson	✓		✓	Chair
Linda R. Meier	✓	✓		✓
Peter C. Nelson				
Lester A. Snow		✓	✓	
George A. Vera	Chair		✓	✓
<b>Number of meetings held during 2014</b>	<b>5</b>	<b>4</b>	<b>2</b>	<b>3</b>

**AUDIT:** Reviews the Group's auditing, accounting, financial reporting, and internal audit functions. Also, the Audit Committee is directly responsible for the appointment, compensation, and oversight of the independent registered public accounting firm, although stockholders are asked to ratify the Audit Committee's selection of this firm. All members are independent as defined in the listing standards of the New York Stock Exchange and meet the additional independence requirements for Audit Committee members imposed by the Sarbanes-Oxley Act and the rules of the SEC thereunder.

The Board has determined that George A. Vera, chair of the Audit Committee, and Edwin A. Guiles, are audit committee financial experts and are independent under the standards

[Table of Contents](#)

applicable to Audit Committee members. Designation as an audit committee financial expert means that the Board believes Mr. Vera and Mr. Guiles have:

- (i) An understanding of generally accepted accounting principles and financial statements;
- (ii) The ability to assess the general application of such principles in connection with the accounting for estimates, accruals, and reserves;
- (iii) Experience preparing, auditing, analyzing, or evaluating financial statements that present a breadth and level of complexity of accounting issues that are generally comparable to the breadth and complexity of issues that can reasonably be expected to be raised by the Group's financial statements, or experience actively supervising one or more persons engaged in such activities;
- (iv) An understanding of internal controls over financial reporting; and
- (v) An understanding of audit committee functions.

Designation of a person as an audit committee financial expert does not result in the person being deemed an expert for any purpose, including under Section 11 of the Securities Act of 1933. The designation does not impose on the person any duties, obligations, or liability greater than those imposed on any other Audit Committee member or any other director and does not affect the duties, obligations, or liability of any other member of the Audit Committee or Board of Directors.

**ORGANIZATION AND COMPENSATION:** Reviews the Group's executive compensation programs, including their establishment, modification, and administration. All members are independent as defined in the listing standards of the New York Stock Exchange, and meet additional independence requirements for Compensation Committee members applicable under the New York Stock Exchange listing standards. The Organization and Compensation Committee has taken steps to analyze the current risk profile of the Group's executive compensation programs. In its evaluation, the Organization and Compensation Committee review took into account that the Group operates in a highly regulated environment and thus maintains strong internal controls, which factors tend to mitigate against undue risk.

As a result of this evaluation, the Committee does not believe that the Group's compensation practices and programs create risks that are reasonably likely to have a material adverse effect on the Group, nor does it believe that the Group's executive compensation practices and programs are designed to promote risk taking.

**Compensation Consultant:** The Organization and Compensation Committee retained Meridian Compensation Partners, LLC (Meridian) to advise it on marketplace trends in executive compensation, management proposals for the 2014 compensation program, and officer compensation decisions. Meridian generally evaluated equity compensation programs. Meridian also consulted with the Nominating/Corporate Governance Committee about its recommendations to the Board on director compensation. Veritas Executive Compensation Consultants (Veritas) has been retained for advice on 2015 officer compensation.

Meridian was directly accountable to the Organization and Compensation Committee, as is Veritas. To maintain the independence of their advice, neither Meridian nor Veritas provided any services for the Group other than those described above. In addition, the Organization and Compensation Committee conducted a conflict of interest assessment, considering the following six factors with respect to Meridian and Veritas: (i) the provision of other services to the Group by each of Meridian and Veritas; (ii) the amount of fees received from the Group by Meridian, as a percentage of the total revenue of Meridian, and the amount of fees received from the Group by Veritas, as a percentage of total revenue of Veritas; (iii) the policies and

[Table of Contents](#)

procedures each of Meridian and Veritas that are designed to prevent conflicts of interest; (iv) any business or personal relationship between the consultants at Meridian and Veritas with whom the Group work and any members of the Organization and Compensation Committee; (v) any of our stock owned by the Meridian consultants or the Veritas consultants; and (vi) any business or personal relationship of Meridian, the Meridian consultants, Veritas, or the Veritas consultants with any of the Group's executive officers, and no conflict of interest was identified.

For a description of the processes and procedures used by the Organization and Compensation Committee for the consideration and determination of executive compensation, see "Compensation Discussion & Analysis" elsewhere in this Proxy Statement.

**FINANCE AND RISK MANAGEMENT:** Assists the Board in reviewing the Group's financial policies, risk management strategies, and capital structure. All members are independent as defined in the listing standards of the New York Stock Exchange.

**NOMINATING/CORPORATE GOVERNANCE:** Reviews the Group's director compensation and assists the Board by (i) identifying candidates and nominating individuals qualified to become Board members and (ii) developing and recommending a set of corporate governance principles applicable to the Group. All members are independent as defined in the listing standards of the New York Stock Exchange.

During 2014, there were ten regular meetings of the Board, five meetings of the Audit Committee, four meetings of the Organization and Compensation Committee, two meetings of the Finance and Risk Management Committee, and three meetings of the Nominating/Corporate Governance Committee. The incumbent directors attended 99% of all Board and applicable committee meetings in 2014 (held during the period each director served).

### Independence of Directors

As discussed in the Group's Corporate Governance Guidelines, a substantial majority of the Board is comprised of independent directors. Currently, the Group's independent directors are Terry P. Bayer, Edwin A. Guiles, Bonnie G. Hill, Thomas M. Krummel, M.D., Richard P. Magnuson, Linda R. Meier, Lester A. Snow, and George A. Vera. Under the listing standards of the New York Stock Exchange, a director is independent if he or she has no material relationship, whether commercial, industrial, banking, consulting, accounting, legal, charitable, or familial, with the Group, either directly or indirectly as a partner, stockholder, or officer of an entity that has a material relationship with the Group. The Board makes an affirmative determination regarding the independence of each director annually, based on the recommendation of the Nominating/Corporate Governance Committee. The Board has adopted standards to assist it in assessing the independence of directors, which are set forth in the Corporate Governance Guidelines. Under these standards, the Board has determined that a director is not independent if:

- The director is, or has been within the last three years, an employee of any company that comprises the Group or an immediate family member is, or has been within the last three years, an executive officer of any company that comprises the Group;
- The director or any immediate family member has received personally during any twelve-month period within the past three years more than \$120,000 in direct compensation from companies that comprise the Group, other than director or committee fees and pension or other forms of deferred compensation for prior service (compensation received by an immediate family member for service as an employee, other than an executive officer, of the Group is not considered for purposes of this standard);



## Table of Contents

- The director, or an immediate family member, is a current partner of the Group's internal or external auditor; the director is a current employee of such a firm; the director's immediate family member is a current employee of such a firm who works personally on the Group's audit, or the director or an immediate family member was in the last three years a partner or employee of such a firm and personally worked on the Group's audit within that time;
- The director, or an immediate family member, has been employed within the last three years as an executive officer of a company whose organization and compensation committee includes or included at the same time an executive officer of the Group;
- The director is an employee, or has an immediate family member, who is an executive officer of a customer or vendor or other party that has made payments to or received payments from companies that comprise the Group for property or services in an amount that exceeded the greater of \$1 million or 2% of the party's consolidated gross revenues in any of the past three years; or
- The director, or the director's spouse, is an executive officer of a non-profit organization to which the Group makes, or in the past three years has made, payments that, in any single fiscal year, exceeded the greater of \$1 million or 2% of the non-profit organization's consolidated gross revenues.

The Board has determined that none of the following relationships, in itself, is a material relationship that would impair a director's independence:

- Being a residential customer of any subsidiary of the Group;
- Being an executive officer or employee, or being otherwise affiliated with, a commercial customer from which the Group's consolidated gross revenues in any of the last three years are or were not more than the greater of (i) 1% of the Group's consolidated gross revenues for the year or (ii) \$500,000;
- Being an executive officer or employee of a supplier or vendor that has or had consolidated gross revenues from the Group in any of the last three years of not more than the lesser of (i) 1% of the Group's consolidated gross revenues for the year or (ii) \$500,000;
- Having a 5% or greater ownership interest or similar financial interest in a supplier or vendor that has or had consolidated gross revenues from the Group in any of the last three years of not more than the lesser of (i) 1% of the Group's consolidated gross revenues for such year or (ii) \$500,000; and
- Being a director of any of the Group's subsidiaries.

Directors inform the Board as to their relationships with the Group and provide other pertinent information pursuant to questionnaires that they complete, sign, and certify on an annual basis. The Board reviews such relationships to identify possible impairments to director independence and in connection with disclosure obligations. For those directors who reside in a service territory of California Water Service Company and are customers, the Board has determined that it is not a material relationship that would impair their independence under the above standards.

### **Director Qualifications and Diversity**

The Board believes that the Board of Directors, as a whole, should possess a combination of skills, professional experience, and diversity of backgrounds necessary to oversee the Group's business. In addition, the Board believes that there are certain attributes that every director

## [Table of Contents](#)

should possess, as reflected in the Board's membership criteria. Accordingly, the Board and the Nominating/Corporate Governance Committee consider the qualifications of directors and director candidates individually and in the broader context of the Board's overall composition as well as in the Group's current and future business and operations.

The Nominating/Corporate Governance Committee is responsible for developing and recommending Board membership criteria to the Board for approval. The Board and the Nominating/Corporate Governance Committee seek a variety of occupational and personal backgrounds on the Board in order to obtain a range of viewpoints and perspectives and to enhance the diversity of the Board. An annual evaluation of the Board's composition enables the Board and Nominating/Corporate Governance Committee to update the skills and experience they seek in the Board as a whole, and in individual directors, as the Group's needs evolve and change over time and to assess diversity. In identifying director candidates from time to time, the Board and the Nominating/Corporate Governance Committee may identify specific skills and experience that it believes the Group should seek in order to constitute a balanced and effective board.

The Group seeks directors having the following specific qualifications:

- Evidence of leadership in his or her particular field;
- Broad experience and sound business judgment;
- Expertise in an area of importance to the Group and its subsidiaries;
- The ability to work in a collegial Board environment;
- High personal and professional ethics and integrity;
- The ability to devote the required time to carry out director responsibilities;
- The ability and willingness to contribute special competencies to Board activities, including appointment to Board committees;
- Freedom from conflicts of interest that would interfere with serving and acting in the best interests of the Group and its stockholders; and
- Evidence of being a high caliber individual who has achieved a level of prominence in his or her career; for example, a CEO or highest level financial officer of a sizeable organization, a director of a major corporation, or a prominent civic or academic leader.

Additionally, Section 2.9 of the Group's bylaws contains requirements that a person must meet to avoid conflicts of interest that would disqualify that person from serving as a director.

Board membership should reflect diversity in its broadest sense. The Group seeks directors who represent a diversity of backgrounds and experiences that will enhance the quality of the Board's deliberations and decisions. The Board, as a whole, should possess a combination of skills, professional experience, and backgrounds necessary to oversee the Group's business. The Board assesses the diversity of skills, experience, and backgrounds represented on the Board as part of the annual Board self-evaluation process.

### **Identification of Director Nominees**

The Group identifies new director candidates through a variety of sources. The Nominating/Corporate Governance Committee will consider director candidates recommended by stockholders in the same manner it considers other candidates, as described in "Board Structure – Director Qualifications and Diversity" elsewhere in this Proxy Statement. Stockholders seeking to recommend candidates for consideration by the Nominating/Corporate

[Table of Contents](#)

Governance Committee should submit a recommendation in writing describing the candidate's qualifications and other relevant biographical information and provide confirmation of the candidate's consent to serve as director. Please submit this information to the Corporate Secretary, California Water Service Group, 1720 North First Street, San Jose, California 95112-4598.

Stockholders may also propose director nominees by adhering to the advance notice procedure described under "Questions and Answers About the Proxy Materials and the Annual Meeting – How can a stockholder propose a nominee for the Board or other business for consideration at a stockholders' meeting?" elsewhere in this Proxy Statement.

**Executive Sessions of the Board**

Under the Group's Corporate Governance Guidelines, the non-management directors meet at least four times each year in executive session without management present, and the independent directors meet in executive session at least once a year. The lead director, Mr. Richard P. Magnuson, chairs these sessions.

**Retirement Age of Directors**

The Group has established a mandatory retirement age for directors. A director must retire no later than the Annual Meeting that follows the date of the director's 75th birthday. An employee director must retire as an employee no later than the Annual Meeting that follows the date of his or her 70th birthday, but may remain on the Board at the discretion of the Board of Directors.

**Annual Meeting Attendance**

All directors are expected to attend each Annual Meeting of the Group's stockholders, unless attendance is prevented by an emergency. All of the Group's directors attended the Group's 2014 Annual Meeting.

**Other Governance Best Practices**

The Group has adopted other practices that we believe reflect our commitment to good corporate governance including:

***No Hedging and Pledging Policies***

In accordance with our Insider Trading Policy, our directors and officers are prohibited from (i) hedging their ownership of Group stock, including trading in options, puts, calls, or other derivative instruments related to Group stock or debt; and (ii) pledging their ownership of Group stock.

***Executive Compensation Recovery ("Clawback") Policy***

The Board has adopted an executive compensation recovery, or "clawback," policy requiring the reimbursement of excess incentive-based compensation provided to the Group's officers in the event of certain restatements of the company's financial statements. A more detailed description of the Executive Compensation Recovery Policy appears in the "Compensation Discussion and Analysis" section of this Proxy Statement.

[Table of Contents](#)**Stock Ownership Requirements**

Our Board has adopted stock ownership requirements for directors and officers. These stock ownership requirements were adopted to promote a long-term perspective in managing the Group and to help align the interests of our stockholders, directors, and officers. As of March 31, 2015, 13 of our non-employee directors and officers already met or exceeded their ownership requirements. New directors and new officers have five years to meet the requirements. A complete description of the stock ownership requirements for directors and officers appears in the "Compensation Discussion and Analysis" section of this Proxy Statement.

Our directors as of March 31, 2015, are as follows:

<b>Name</b>	<b>Age</b>	<b>Position</b>	<b>Current Term Expires</b>	<b>Director Since</b>	<b>Independent</b>	<b>Occupation</b>	<b>Other Board Experience</b>	<b>Public Utilities or Public Health Experience</b>
Terry P. Bayer	64	Director	2015	2014	Yes	COO of Molina Healthcare, Inc.	Yes	Yes
Edwin A. Guiles	65	Director	2015	2008	Yes	Board member, Cubic Corporation	Yes	Yes
Bonnie G. Hill	73	Director	2015	2003	Yes	President of B. Hill Enterprises, LLC	Yes	Yes
Martin A. Kropelnicki	48	President & CEO and Director	2015	2013	No	President & CEO of California Water Service Group	Yes	Yes
Thomas M. Krummel, M.D.	63	Director	2015	2010	Yes	Susan B. Ford Surgeon-in-Chief at Lucile Packard Children's Hospital and the Emile Holman Professor and Chair of the Department of Stanford University School of Medicine	Yes	Yes
Richard P. Magnuson	59	Lead Director & Chair of the Board's Executive Sessions	2015	1996	Yes	Venture Capitalist	Yes	
Linda R. Meier	74	Director	2015	1994	Yes	Board Member, Stanford University Hospital	Yes	Yes
Peter C. Nelson	67	Chairman of the Board	2015	1996	No	Chairman of the Board of California Water Service Group	Yes	Yes
Lester A. Snow	63	Director	2015	2011	Yes	Executive Director of the California Water Foundation	Yes	Yes
George A. Vera	71	Director	2015	1998	Yes	Principal Executive Officer of the Carroll Investment Company	Yes	

[Table of Contents](#)**PROPOSAL NO. 1 – ELECTION OF DIRECTORS**

Upon the recommendation of the Nominating/Corporate Governance Committee, the Board has nominated for election at the 2015 Annual Meeting of Stockholders a slate of ten nominees. All of the nominees have served as directors since the last Annual Meeting. All directors are elected annually to serve until the next Annual Meeting or until their respective successors are elected.

**Nominee Qualifications**

When an incumbent director is up for re-election, the Nominating/Corporate Governance Committee reviews the performance, skills, and characteristics of such incumbent director before making a determination to recommend that the Board nominate him or her for re-election.

The Nominating/Corporate Governance Committee believes that all of the ten director nominees listed below are highly qualified and have the skills and experience required for membership on our Board. A description of the specific experience, qualifications, attributes and skills that led our Board to conclude that each of the nominees should serve as a director follows the biographical information of each nominee below.

**Vote Required**

Each director must be elected by the affirmative vote of a majority of the votes cast. A majority of the votes cast means that the number of votes cast "FOR" a candidate for director exceeds the number of votes cast "AGAINST" that candidate for director.

**Recommendation of the Board**

Our Board of Directors unanimously recommends that you vote "FOR" the election of each of the following nominees:

<b>Terry P. Bayer</b>	<b>Age 64</b>	<b>Director since March, 2014</b>
-----------------------	---------------	-----------------------------------



*Ms. Bayer* is the Chief Operating Officer (COO) for Molina Healthcare, Inc., a managed care company that provides Medicaid and Medicare related solutions to meet the healthcare needs of low-income individuals and families. She has held that position since 2005. She was previously Executive Vice President of Health Plan Operations and also held management positions at FHP and AccentCare, Inc. Ms. Bayer previously served on the Board of Directors of Apria Healthcare Group, Inc. from 2006-2008 where she served as the chair of the compliance committee and served as a member of the compensation committee. She holds a Juris Doctor Degree from Stanford University, a Master's Degree in Public Health from the University of California, Berkeley, and a Bachelor's Degree in Communications from Northwestern University.

Ms. Bayer brings senior leadership, financial, operational, and public health expertise to the Board from her service as the COO of Molina Healthcare, Inc., a public company. She has many years of experience as an operating executive with a strong focus on government program compliance, public health and administration, as well as customer service. Her significant background and experience in healthcare supports the Board's efforts in overseeing and advising on employee health matters. Her previous experience as a director of Apria Healthcare Group, Inc. and a committee member also allows her to contribute to the Group.

[Table of Contents](#)**Edwin A. Guiles** **Age 65** **Director since 2008**

*Mr. Guiles* has been a director of Cubic Corporation since 2008. He was formerly Executive Vice President of Corporate Development at Sempra Energy. From 2000 to 2006, he was Chairman and CEO of San Diego Gas & Electric (SDG&E) and Southern California Gas Company (SoCal Gas), Sempra Energy's California regulated utilities. He held a variety of management positions at SDG&E since joining that company in 1972. Mr. Guiles is also past chairman of the California Chamber of Commerce. He has a Mechanical Engineering Degree from the University of Arizona.

Mr. Guiles is a former chairman & CEO with a strong public utility background. He has corporate governance experience through his service on the boards of SDG&E, SoCal Gas, and Cubic Corporation, a public company. He brings to the Board valuable senior management and operational expertise from his 37 years at Sempra Energy, SDG&E, and SoCal Gas. Additionally, Mr. Guiles' in-depth knowledge of public utility regulation provides the Board with crucial insight.

**Bonnie G. Hill** **Age 73** **Director since 2003**

*Ms. Hill* is the president of B. Hill Enterprises, LLC, a consulting firm specializing in corporate governance and board organization. She is also co-founder of Icon Blue, a brand marketing company. From 1997 to 2001, she was President & CEO of Times Mirror Foundation and Senior Vice President, Communications and Public Affairs, of The Los Angeles Times. She is a director of Yum Brands, Inc. She was formerly a director of AK Steel Holdings Corp., Home Depot, Inc., Hershey Foods Corporation, and is a former member of the Investors Advisory Group of the Public Company Accounting Oversight Board. She is a trustee of the RAND Corporation, a member of the Shareholder Director Exchange (SDX), and was a founding member of the Lead Director Exchange (LDN).

Through her experience as a former chair of the SEC's Consumer Affairs Advisory Committee, and as a former director of the National Association of Securities Dealers Regulation Board, Ms. Hill brings to the Board significant public policy, regulatory, and governance expertise. Her business experience as well as her service on the boards of a variety of public companies over the past 24 years demonstrates her extensive knowledge of the complex financial and operational issues that public companies face.

[Table of Contents](#)


---

**Martin A. Kropelnicki** **Age 48** **Director since 2013**


---



*Mr. Kropelnicki* is President & CEO of the Group. Mr. Kropelnicki joined the Group as Vice President, Chief Financial Officer (CFO) and Treasurer in 2006 and was named the President and COO in 2012. He then was appointed President & CEO of the Group effective September 1, 2013. He has over 25 years of experience in finance and operations, including 15-plus years as a CFO at public listed companies and has held executive positions at PowerLight Corporation, Hall Kinion & Associates, Deloitte & Touche Consulting Group, and Pacific Gas & Electric Company. He is currently on the board of the Bay Area Council and is a former director of the National Association of Water Companies (NAWC). He holds a Bachelor of Arts Degree and Master of Arts Degree in Business Economics from San Jose State University.

Mr. Kropelnicki is well positioned to lead the Group's management team and give guidance and perspective to the Board. His experience as the former CFO of the Group provides expertise in both corporate leadership and financial management. His 15-plus years as a CFO of publicly listed companies and operations management experience enables him to offer valuable perspectives on the Group's corporate planning and budgeting along with operational and financial reporting.

---

**Thomas M. Krummel, M.D.** **Age 63** **Director since 2010**


---



*Dr. Krummel* is the Susan B. Ford Surgeon-in-Chief at the Lucile Packard Children's Hospital and the Emile Holman Professor and Chair of the Department of Surgery at Stanford University School of Medicine. A leader in his field, he has been honored with the Henry J. Kaiser Family Foundation Award for Excellence in Clinical Teaching; the John Austin Collins, M.D. Memorial Award for Outstanding Teaching and Dedication to Resident Training; and the Lucile Packard Children's Hospital Recognition of Service Excellence. He is currently chair of the board of directors of Fogarty Institute for Innovation and serves as a director of Morgridge Institute for Research – University of Wisconsin.

Dr. Krummel brings to the Board experience with professional training and development as well as a familiarity with medical, public health, and science issues. He offers the Board unique insight on public health matters, including healthcare policy and legislation, drinking water quality, and employee health.

[Table of Contents](#)


---

<b>Richard P. Magnuson</b>	<b>Age 59</b>	<b>Director since 1996</b>
----------------------------	---------------	----------------------------

---



*Mr. Magnuson* is a private venture capitalist and is lead director. Mr. Magnuson holds an undergraduate degree in economics, a law degree and a master's degree in business administration from Stanford University. From 1984 to 1996, he was a general partner of Menlo Ventures, a venture capital firm. He has served on the boards of the following public companies: Rogue Wave Software (acquired by Quovadx), IKOS Systems, Inc. (acquired by Mentor Graphics), and OrCAD, Inc. (acquired by Cadence Design Systems). He is currently a director of one privately held company and has also served on the boards of several other privately held companies in the past.

With his legal and venture capital backgrounds, Mr. Magnuson brings valuable financial and business strategy expertise to the Board. His past experience on the boards of other public companies, and his insight on financial and operational matters, adds value to the Board. His past and current Board service also provides insight on corporate governance practices.

---

<b>Linda R. Meier</b>	<b>Age 74</b>	<b>Director since 1994</b>
-----------------------	---------------	----------------------------

---



*Ms. Meier* is a member of the Stanford University Hospital Board of Directors and past chair of the strategic planning committee of the Bing Concert Hall. She was co-chair of the "The Stanford Challenge" and chair of outreach programs from 2005-2011. She is a former director of Greater Bay Bancorp and chaired its Marketing Committee. Previously, she was a founding board member of the University National Bank and Trust Company, where she chaired the compensation and marketing committees. From 1992-1997, Ms. Meier was chair of the Stanford University Hospital Board of Directors. From 1984-1994, she was a trustee of Stanford University, Vice President of the Board of Trustees from 1991-1994, and founder of community outreach at Stanford University Hospital.

Ms. Meier has demonstrated management capabilities and knowledge of operational issues facing large organizations. Her years of philanthropic and non-profit experience provide an important perspective to the Board and a valuable link to our community. Her past experience on the boards of other public companies, including her chairmanship of marketing and compensation committees, adds value to the Board as well.



[Table of Contents](#)


---

**Peter C. Nelson** **Age 67** **Director since 1996**


---



*Mr. Nelson* is Chairman of the Board of the Group and its subsidiaries. He is a director of the California Chamber of Commerce and a past president of the National Association of Water Companies (NAWC).

Mr. Nelson has a strong record of operational and strategic leadership in the public utility business, including his 17-plus years of experience as the former President & CEO of the Group. An engineer by training with a graduate degree in business administration, he gained extensive senior executive experience at Pacific Gas & Electric Company. He has a vast understanding of the water industry from his role as the former President & CEO of the Group and from his leadership roles representing the water profession nationally at NAWC as well as in California at the State Chamber of Commerce.

---

**Lester A. Snow** **Age 63** **Director since 2011**


---



*Mr. Snow* has served as Secretary of the California Natural Resources Agency, Director of the California Department of Water Resources, Regional Director of the U.S. Bureau of Reclamation, Executive Director of the CALFED Bay-Delta Program, and General Manager of the San Diego County Water Authority. He is Executive Director of the California Water Foundation, an initiative of the Resources Legacy Fund, and currently serves on the board of the Water Education Foundation. He holds a Master of Science Degree in Water Resources Administration from the University of Arizona and a Bachelor of Science Degree in Earth Sciences from Pennsylvania State University.

Mr. Snow brings more than 30 years of water and natural resource management experience to the Board. His distinguished public service career enables him to assist the Board in addressing water and environmental issues as well as regulatory and public policy matters. Additionally, his

executive experience in the public sector provides the Board with critical insight on a variety of operational and financial matters.

---

**George A. Vera** **Age 71** **Director since 1998**


---



*Mr. Vera* retired in May, 2011 as Vice President and CFO of the David and Lucile Packard Foundation. Until 1997, he was an audit partner at Arthur Andersen, LLP. He is now employed as the principal executive officer with the Carroll Investment Company, a private investment management firm.

Mr. Vera is an experienced financial leader with the skills necessary to chair our Audit Committee. He brings many years of accounting experience as a former audit partner that is critical to the Board. His former position with the David and Lucile Packard Foundation provides him with extensive knowledge in dealing with financial and accounting matters. His current position with Carroll Investment Company continues to build his experience in dealing with investment and financial matters.

[Table of Contents](#)

## STOCK OWNERSHIP OF MANAGEMENT AND CERTAIN BENEFICIAL OWNERS

### Ownership of Directors and Executive Officers

The Group's Corporate Governance Guidelines, available on the Group's website at <http://www.calwatergroup.com>, include the stock ownership requirements for non-employee directors and officers. The requirements were adopted to promote a long-term perspective in managing the Group and to help align the interests of our stockholders, directors, and officers. A more complete description of the stock ownership requirements appears in the "Compensation Discussion and Analysis" section of this Proxy Statement.

Individuals are required to achieve the relevant ownership threshold within five years following adoption of the requirements or five years after commencing service, whichever is later.

[Table of Contents](#)

The following table shows the common stock ownership of our directors and officers as of March 31, 2015. All directors and officers have sole voting and investment power over their shares (or share such powers with their spouses).

Name	Common Stock Beneficially Owned(*)
Terry P. Bayer Director	4,449
Shannon C. Dean Executive Officer	2,977
Francis S. Ferraro Executive Officer	60,784
Edwin A. Guiles Director	22,963
David B. Healey Executive Officer	10,440
Bonnie G. Hill Director	23,266
Martin A. Kropelnicki Director and Executive Officer	61,452
Thomas M. Krummel, M.D. Director	15,544
Michael B. Luu Executive Officer	5,839
Richard P. Magnuson Director	62,924
Lynne P. McGhee Executive Officer	21,463
Linda R. Meier Director	29,330
Michelle R. Mortensen Executive Officer	1,468
Peter C. Nelson Director and Retired Executive Officer	84,989
Michael J. Rossi Executive Officer	29,161
Thomas F. Smegal III Executive Officer	42,768
Lester A. Snow Director	13,440
Paul G. Townsley Executive Officer	7,651
Timothy D. Treloar Executive Officer	5,948
George A. Vera Director	33,202
Ronald D. Webb Executive Officer	4,231
All directors and executive officers as a group	544,289

\* To the knowledge of the Group, as of March 31, 2015, all directors and executive officers together beneficially owned an aggregate of approximately 1.1% of the Group's outstanding common shares. No one director or officer beneficially owns more than 1% of the Group's outstanding common shares.

[Table of Contents](#)**Ownership of Largest Stockholders**

As of December 31, 2014, the Group's records and other information available from outside sources indicated that the following stockholders were the beneficial owner of more than five percent of the outstanding shares of our common stock.

The information below is as reported in filings made by third parties with the SEC. Based solely on the review of our stockholder records and public filings made by the third parties with the SEC, the Group is not aware of any other beneficial owners of more than five percent of the common stock.

Class	Beneficial Owner	Number of Shares of Common Stock	Percent of Class
Common	The Vanguard Group, Inc. <sup>(1)</sup> 100 Vanguard Blvd. Malvern, PA 19355	3,284,560	6.87%
Common	BlackRock, Inc. <sup>(2)</sup> 40 East 52 <sup>nd</sup> Street New York, NY 10022	3,012,767	6.30%
Common	Lazard Asset Management LLC <sup>(3)</sup> 30 Rockefeller Plaza New York, NY 10112-6300	2,621,781	5.48%

- (1) The Vanguard Group, Inc. has sole voting power over 71,682 shares; sole investment power over 3,221,578 shares and shared investment power over 62,982 shares as of December 31, 2014, as filed on SEC Schedule 13G/A.
- (2) BlackRock, Inc. has sole voting power over 2,872,844 shares and sole investment power over 3,012,767 shares as of December 31, 2014, as filed on SEC Schedule 13G/A.
- (3) Lazard Asset Management LLC has sole voting power over 2,142,651 shares and sole investment power over 2,621,781 shares as of December 31, 2014, as filed on SEC Schedule 13G/A.

**Section 16(a) Beneficial Ownership Reporting Compliance**

Section 16(a) of the Securities Exchange Act of 1934, requires our directors, executive officers, and holders of more than 10% of our common stock to file with the SEC reports regarding their ownership, and changes in ownership of our securities. Based solely on its review of the copies of forms furnished to the Group, or written representations that no annual forms (SEC Form 5) were required, the Group believes that for fiscal year ended December 31, 2014, our directors and executive officers filed all reports on a timely basis.

[Table of Contents](#)**COMPENSATION DISCUSSION AND ANALYSIS**

This Compensation Discussion and Analysis (CD&A) describes the material elements of the Group's executive compensation program for 2014. This section focuses on the compensation of the Group's principal executive officer, principal financial officer, and the three other most highly compensated executive officers for 2014 referred to herein as "named executive officers" (NEOs) or "executives."

**Role of the Organization and Compensation Committee**

The Organization and Compensation Committee (Committee), which is comprised entirely of independent outside directors, is responsible for overseeing the Group's compensation programs for executives and executive succession. After a review of compensation levels, the Committee recommends to the Board compensation levels and incentive performance objectives for executives for the 12-month period beginning January 1st of each year. These objectives align with stockholder and customer interests and support the long-term growth and health of the Group. The Committee starts its planning and review process in February of each preceding year and typically concludes its process in November. After year-end results are final, the Committee reviews the achieved results for the prior year, certifies the achievement of each goal, approves payment of incentive compensation as certified, and approves the incentive compensation targets for the current year.

[Table of Contents](#)

The following is a summary of the key features of our executive compensation program:

<u>WHAT WE DO</u>	<u>WHAT WE DON'T DO</u>
<ul style="list-style-type: none"> <li>✓ We pay for performance with compensation in the form of annual short-term performance-based incentives as well as awarding 50% of long-term equity incentive compensation in the form of restricted stock units (RSUs) subject to performance-based vesting criteria over a three-year period.</li> <li>✓ We require stock ownership for all directors and officers to promote a long-term perspective in managing the Group and to help align the interests of our stockholders, directors, and officers.</li> <li>✓ We have implemented an executive compensation recovery ("clawback") policy requiring the reimbursement of excess incentive-based compensation provided to the Group's officers in the event of certain restatements of the Company's financial statements.</li> <li>✓ We have retained an independent compensation consultant who reports to the Organization and Compensation Committee.</li> </ul>	<ul style="list-style-type: none"> <li>✗ We do not provide employment agreements. Other than participation in the Executive Severance Plan, none of the executives are party to individual employment or severance agreements.</li> <li>✗ We do not provide single-trigger change in control benefits. The Group's Executive Severance Plan provides for change in control severance benefits upon a termination of employment following a change in control. In addition, the Group's equity incentive plan does not require single-trigger vesting acceleration upon a change in control.</li> <li>✗ We do not provide tax gross-ups on perquisites or other personal benefits.</li> <li>✗ We limit perquisites. As detailed below, the Group provides executives with only limited perquisites consisting of a company car and related excess liability insurance.</li> <li>✗ We do not allow hedging and pledging. Our directors and officers are prohibited from hedging their ownership of Group stock, including trading in options, puts, calls, or other derivative instruments related to Group stock or debt, in accordance with an anti-hedging prohibition in our insider trading policy. Our directors and officers are also prohibited from pledging their ownership of Group stock in accordance with an anti-pledging provision in our insider trading policy.</li> </ul>

### Pay for Performance

Following our 2012 Annual Meeting of Stockholders, we began to implement substantial changes to our executive compensation program to add both long-term and short-term performance-based compensation to salaries, which are set based on the individual executive's performance, skills, capabilities, and individual contribution. These changes focused on better linking executive compensation to the Group's performance (as measured by key operational and financial objectives). The changes to our executive compensation program since fiscal 2012, which are discussed in more detail elsewhere in this CD&A, include:

- Implementing a short-term performance-based compensation program in the form of an annual short-term performance-based incentive that supports the long-term growth of the Group;
- Awarding 50% of long-term equity incentive compensation in the form of restricted stock units (RSUs) subject to performance-based vesting criteria, with the remaining 50% awarded in the form of time-based restricted stock awards (RSAs);



## [Table of Contents](#)

- Implementing a three-year performance period for the performance-based RSUs with vesting only upon meeting or exceeding performance targets related to each of the following: water quality, customer service, utility plant investment, return on equity, and safety;
- Adopting stock ownership requirements for officers;
- Adopting no-hedging and no-pledging policies for members of the Board and for officers; and
- Adopting a compensation recovery or "clawback" policy.

### **2014 Say-on-Pay Vote**

We received approximately 95% of the votes cast on the advisory vote in favor of our executive compensation program (Say-on-Pay Vote) for fiscal year 2013, taken at the 2014 Annual Meeting of Stockholders. The Committee believes the high level of support for fiscal 2013 was the result of changes to the compensation program implemented by the Committee in late 2012 and 2013. We have continued to apply the same effective principles in making compensation decisions for 2014 and 2015, as described more fully below, although the Committee did not make any changes to the executive compensation program in response to the 2014 Say-on-Pay Vote.

Following the 2012 Say-on-Pay Vote, we increased our efforts to solicit feedback from stockholders to better understand their views. We continued to solicit feedback from stockholders in 2013 and 2014. As a result of these discussions with stockholders, effective January 1, 2014, we implemented a short-term performance-based incentive compensation program for officers, which further strengthened the link between pay and the Group's performance. The Committee believes that a mix of short-term and long-term incentive compensation will reward and motivate near-term performance, while at the same time providing significant incentives to keep executives focused on longer-term corporate goals that support both stockholders and customers.

We believe that the adopted changes are responsive to the views expressed by our stockholders and that our executive compensation program continues to be aligned with the interests of our stockholders and customers. The Committee recognizes that best practices in executive compensation continue to evolve and will continue to monitor developments in this area. The Committee plans to continue regular solicitation of stockholder feedback on our executive compensation program.

### **Recap of 2014 Group Performance**

Our financial results for 2014 included the following: Net income was \$56.7 million and diluted earnings per share was \$1.19. 2014 financial performance was better than expected due to incremental revenue from the approval of the 2012 General Rate Case (GRC) from the Group's largest subsidiary, close adherence to our operating budget, increased utility plant investment, and effective long-term tax planning. Our officer team made considerable progress on our strategic corporate goals and critical business objectives. The officer team met or exceeded the performance objective in four of the five performance targets and achieved 75% of target for the fifth, as described in more detail in the following pages.

### **CEO Pay Overview**

Mr. Kropelnicki, the Group's CEO since September 1, 2013, made significant contributions to the Group's performance in 2014. Based on the 2014 performance objectives, the Committee



[Table of Contents](#)

granted Mr. Kropelnicki an equity incentive award with a value of \$500,000 for 2014. With a 2014 base salary of \$700,000 and his \$175,000 short-term incentive compensation bonus (representing a payout of 100% of target for 2014), his total compensation for 2014 was \$2,812,657 (as reported in the Summary Compensation Table), which is higher than his 2013 compensation of \$968,383 (which included compensation prior to his appointment as CEO). Mr. Kropelnicki became the Group's CEO on September 1, 2013, and, as such, his 2013 compensation primarily was for his service and contributions as President & Chief Operating Officer (COO). Please refer to the Summary Compensation Table for additional detail.

Nearly eighty percent of the increase in Mr. Kropelnicki's compensation from 2013 to 2014 is a \$1.4 million increase in the calculated estimate of his future potential pension benefits. Changes in actuarial Supplemental Executive Retirement Plan (SERP) and pension costs are included in customer rates through a rate recovery mechanism. The \$1.4 million increase in the estimate was due to a new mortality table which assumes that individuals will live longer and therefore receive pension benefits to a later age, as well as changes in the market interest rates that are used in the estimate of the future potential pension benefit. The actual value of the pension benefit ultimately received by Mr. Kropelnicki will depend on a number of factors including when he retires, when he elects to begin receiving benefits, and how long he actually receives benefits. No pension benefit is paid to Mr. Kropelnicki until after his retirement from the Group.

### **Compensation Philosophy for Executives**

The Group's overall philosophy is to provide compensation that attracts, retains, and motivates talented executives, rewards excellent job performance, overall leadership, and provides for fair, reasonable, and competitive total compensation that aligns executives' interests with the long-term interests of our stockholders and customers.

The Committee believes that a balance of fixed and variable compensation, with short-term and long-term compensation elements, maintains a strong link between the NEOs' compensation and the Group's performance, as well as promotes the interests of both customers and stockholders. The Committee will annually re-evaluate the mix of fixed and variable compensation, including the proportions of incentive compensation awarded as short-term cash-based and long-term equity-based awards. Additionally, the Committee continues to monitor our program on an annual basis to ensure that the structure will not incentivize excessive risk-taking.

Overall, we believe our executive compensation program is achieving the intended results. We believe our compensation is competitive in the industry and has resulted in the attraction and retention of officers who contribute to the long-term success of the Group. In addition, the program creates a strong linkage between pay and performance through our long-term equity and annual performance-based short-term incentive compensation without encouraging imprudent risk taking by the Group's officers.

[Table of Contents](#)

**Elements of Compensation**

The material elements of the Group's executive compensation program for 2014 included:

- Base Salary;
- Annual Performance-Based Short-Term Incentive Compensation;
- Performance and Time-Based Long-Term Equity Compensation;
- Basic and Supplemental Pension Plan Benefits;
- Deferred Compensation Plan Benefits; and
- Limited Perquisites.

In determining compensation, the Committee is mindful that as a holding company for a California regulated utility, the Group's financial performance is substantially dependent upon California Public Utilities Commission (CPUC) regulation plus other factors, which to a large extent are beyond the control of executives. Therefore, the Committee's decisions regarding overall compensation are determined largely by evaluation of factors that are within the executives' control and its comparisons with peer groups. As discussed below, the metrics used to determine the executives' annual short-term performance-based incentive compensation and the vesting of long-term performance-based equity compensation awards are appropriate metrics that will align executive performance in a manner beneficial to both stockholders and customers and not encourage imprudent risk-taking.

**Salary**

The Group provides the largest portion of executive total compensation in the form of base salaries that compensate the executives for performance of primary roles and responsibilities. The Committee reviews base salaries for executives annually and determines whether or not to recommend adjustments. To assist the Committee in this review, the Group's President & CEO provides an assessment of performance and makes recommendations regarding base salary adjustments to the Committee for each of the executives other than himself based on the competitive data and the other factors described below under "Determining Executive Compensation."

The Committee has and continues to target base salaries for each executive that are appropriate for the performance, skills, capabilities, and individual contributions in his/her position. The base salary levels are established by reference to the competitive data described below.

As previously noted, the Group enhanced our performance-based compensation with short-term incentive compensation for 2014. Prior to 2014, the Group compared base salary levels for its executives to the target total cash compensation (base salary plus actual target bonus) for similar positions within the competitive data rather than exclusively to the competitive data's base salaries. After the introduction of annual short-term incentive compensation, to establish 2014 cash compensation levels for the Group's executives, the Group compared both the base salaries for its executives to the base salaries for similar positions within the competitive data as well as the target total cash compensation for its executives (taking into account annual short-term incentive compensation targets) to the competitive market target total cash compensation. Each of the executive's base salaries for 2014 were within the competitive range (defined as plus or minus 20% from the median compensation level, based upon available survey data) of target total cash compensation.

[Table of Contents](#)

Each year, officers of the Group, including the NEOs, establish a number of corporate goals and objectives for the Group that promote the long-term growth of the Group and aligns the interests of stockholders, customers, and employees. The objectives chosen are communicated internally within the Group and monitored quarterly. Changes in base salary levels for our President & CEO and other NEOs are generally based on progress against certain of these key corporate goals by the Group. For 2014, the following corporate goals of the Group were used to evaluate 2014 compensation for our current President & CEO and NEOs:

1. **Group Operations Result** – Achieve planned operating results as defined in the 2014 Corporate Goals and Objectives. Our overall goal was to manage the controllable elements of administrative and general, other operations, and maintenance expenses within budget.

**Achieved Results for Group Operations** – During 2014, the Group achieved the majority of its goals of maintaining operations while keeping controllable costs within budget. Completed objectives included completion of a strategic purchasing and sourcing review to reduce costs and improve service, establishment of formal community outreach plans for rate cases and other proceedings in the individual California service areas, and the development of an integrated rate application filing plan for all Group subsidiaries.

2. **Stockholder Value** – Achieve budgeted earnings per share of \$0.97 and earn our authorized return on equity on invested capital.

**Achieved Results for Stockholder Value** – For 2014, the Group achieved the following result for the major objective in this category:

- Earnings per share of \$1.19 or 123% of target, which represents a return on equity of 9.84% (actual return on equity adjusted to exclude equity funded construction work in progress as well as one-time tax items).

In evaluating this result, the Committee gave consideration to factors that affected the Group's operating results that are described in the Group's annual report on Form 10-K.

3. **Regulation** – Bring to conclusion the 2012 General Rate Case for California Water Service Company and Hawaii Water Service Company (Pukalani and Waikoloa) general rate cases.

**Achieved Results for Regulation** – On August 14, 2014, the California Public Utilities Commission approved increases in rates by approximately \$45 million in 2014, \$10 million in 2015, \$10 million in 2016, and up to \$19 million upon completion and regulatory approval of "advice letter" capital projects. On May 23, 2014, the Hawaii Public Utilities Commission approved increases in revenues of approximately \$1.95 million for Hawaii Water Service Company's Waikoloa Resort Utilities operations. On January 15, 2014, Hawaii Water Service Company received a Decision and Order for the Pukalani Waste Water System approving \$0.59 million in additional annual revenues.

4. **Customer Service and Water Quality** – Complete key strategic projects in the areas of customer service and water quality.

**Achieved Results for Customer Service and Water Quality** – During 2014, the Group completed key strategic objectives in the areas of customer service and water quality, including:

- Standardized the top 10 customer service business processes across the 24 California service areas;
- Rollout of the mobile workforce pilot to three additional California service areas; and
- Implemented a plan to install capital improvements necessary to meet the new California water quality standard for the contaminant Chromium-6.

[Table of Contents](#)

5. **Employee Retention and Development** – Implement key strategic projects in the area of employee retention and development.

**Achieved Results for Employee Retention and Development** – During 2014, the Group completed key strategic objectives in the area of employee retention and development, including:

- Developed plan to improve management of healthcare costs;
- Rolled out a new medical prescription program that lowers costs and improves service to employees;
- Completed emergency response training for all operations; and
- Successfully negotiated new union contracts.

Once the Committee assesses the business results for each goal, the Committee then reviews and discusses the overall performance of each executive and the competitive data provided by the independent consultant retained by the Committee. Once reviewed and overall agreed upon, the Committee recommends to the Board the base salaries for the executives (including the President & CEO). The following table shows the base salaries for each executive for 2013, 2014, and 2015:

Name	2013 Base Salary	2014 Base Salary	2015 Base Salary
Martin A. Kropelnicki	\$ 640,000	\$ 700,000	\$ 770,000
Thomas F. Smegal	360,000	381,600	390,000
Francis S. Ferraro	409,000	423,315	432,000
Lynne P. McGhee	235,000	243,000	265,000
Paul G. Townesley	310,000	325,000	335,000

These increases are intended to compensate the individuals for job performance and overall leadership while being within the "competitive range" of the market data for target total cash compensation for similar positions ("competitive range" is described in more detail above and below).

**Performance-Based Short-Term Incentive Compensation**

As noted above, effective January 1, 2014, we introduced an annual performance-based short-term incentive compensation program for officers that aligns long-term goals with payouts dependent upon achievement of certain performance objectives over a one-year performance period.

For 2014, the performance criteria for the annual short-term incentive awards were tied to the same performance metrics used for the long-term performance-based RSUs that were eligible to be earned for 2014 performance, which metrics are listed in the table below that follows under "Performance and Time-Based Equity Compensation." The same metrics were utilized for two reasons. First, the Committee believes aligning incentives between short-term and long-term incentive compensation discourages short-term risk taking at the expense of the long-term health of the Group's regulated utilities, customers, and operations. Second, the metrics previously underwent regulatory review in the last general rate case, and compensation payable based upon these metrics is currently included in customer rates through a rate recovery mechanism. For 2014, the Committee granted the opportunity for executives (other than our President & CEO) to receive short-term performance incentive awards of up to 5% of base salary. The annual short-term incentive award opportunity will increase to up to 10% of

[Table of Contents](#)

base salary in 2015 and up to 15% of base salary in 2016. For our President & CEO, the Committee granted the opportunity to receive a short-term performance based incentive award of up to 25% of base salary in 2014, which will increase to up to 50% of base salary in 2015, and up to 75% of base salary in 2016. The Committee decided to implement the annual short-term incentive program in this manner since the Group has never before paid annual short-term incentive compensation awards to executives or other employees. As short-term incentive compensation increases, the Committee intends to slow the growth of base salaries and allocate more to variable incentives that better align with the interest of stockholders, customers, and employees.

Achievement of the performance criteria for the annual short-term incentive awards is reviewed and certified by the Committee in the February meeting following the performance period and paid shortly thereafter, subject to the executive's continued employment through the end of the applicable performance period and only to the extent the performance criteria are met over that period. See below for additional information regarding the performance goals and resulting payouts under the annual short-term incentive program for 2014.

***Performance and Time-Based Equity Compensation***

The purpose of the Group's long-term equity incentive compensation is to better align executive compensation with the interests of both stockholders and customers, to create incentives for executive recruiting and retention, to encourage long-term performance by the Group's executives, and to promote stock ownership. Risk is taken into account in determining the aggregate amount of incentive compensation and performance criteria, including assessment of risk management and risk mitigation.

As with target total short-term performance based compensation, the Committee reviewed the competitive range of long-term equity compensation and total direct compensation (long-term equity compensation plus base salary and annual short-term incentive compensation) for similar positions within the competitive market in making decisions regarding long-term equity compensation awards for 2014. However, the Committee also believes that, in the interest of fostering the Group's "One-Team" approach for the officer team, which strengthens and rewards teamwork and collaboration within the officer team, the annual equity incentive awards granted to each of the Group's executives (other than the President & CEO) should be based on the same objectives and methodology. The Committee recommended awarding the President & CEO a greater value of equity awards in 2014 than the other officers because of his substantially greater level of responsibility and ability to influence the Group's operational results. The President & CEO's grant value for 2014 was greater than his grant value for 2013 as a result of his promotion to CEO effective September 1, 2013, along with the Committee's review of the competitive data and its desire to bring long-term equity incentive compensation values within the competitive range of the proxy peer group.

Based on the methodology described above, for 2014, the Committee set the total value for the equity compensation awards at \$500,000 for our President & CEO and at \$120,000 for other executives, assuming a target level of performance. All equity awards for executives were granted 50% in the form of time-based RSAs vesting over three years and 50% in the form of performance-based RSUs with a three-year performance period.

The performance-based RSUs awarded to our President & CEO and other executives provide for a three-year performance period with vesting based solely upon the achievement of objective performance criteria. The shares will be awarded at the end of a three-year performance period, subject to the executive's continued employment through such date, only to the extent the performance criteria are met over that period. Each year following the performance period, the Committee establishes performance metrics with respect to each of the

[Table of Contents](#)

performance criteria described below. As noted above, for 2014, the performance criteria for our annual short-term incentive program are the same metrics applicable to the performance-based RSUs for 2014.

The following section provides a more detailed look at each performance metric, along with the maximum, target, and threshold levels for each:

- **Water Quality:** This metric is based only upon performance of the Group's largest subsidiary, California Water Service Company (Cal Water). Cal Water is regulated by the U.S. Environmental Protection Agency (EPA) and the California Division of Drinking Water, which also enforces EPA drinking water standards.
  - A primary drinking water standard violation is related to public health, either acute or long-term.
  - A secondary drinking water standard violation is related to taste or aesthetics, such as excessive iron and manganese, and can generate customer complaints.
  - A procedural violation is a missed sample or other non-compliance item that is not a violation of a primary or secondary standard.

Performance is evaluated based on number of procedural violations and violations of primary and secondary drinking water standards. Cal Water makes it a priority to meet all water quality standards, every day, in every service area. For this reason, the target performance level was set for no primary water standard violations, two or fewer secondary water standard violations, and no more than four procedural violations.

Performance Level*	Primary Water Standards Violations	Secondary Water Standards Violations	Procedural Violations	Goal Achieved
Maximum	0	0	0	200%
Target	0	2 or fewer	Up to 4	100%
Threshold	1 or fewer	4 or fewer	Up to 8	50%

\* An additional tier applies between the target and maximum level.

- **Customer Service:** A combination of nine CPUC standards and one internal company performance indicator which encompass key measurements for telephone responsiveness, service responsiveness, billing accuracy, and general levels of customer complaints comprises this metric. The nine CPUC customer service standards are found in the CPUC's General Order 103-A. This metric is evaluated each quarter for 10 measurements in 20 California service areas for a maximum annual metric measurement of 800.

Performance Level*	Criteria	Goal Achieved
Maximum	99% of maximum annual metric	200%
Target	95% of maximum annual metric	100%
Threshold	92% of maximum annual metric	25%

\* Multiple tiers apply between the threshold and target level and between the target and maximum level.

- **Utility Plant Investment:** The annual Board-approved capital expenditures budget is the target for this metric. Investment in utility plant, property, and equipment is a driver of stockholder return and a key component of providing reliable, high-quality water service to customers. This metric is updated each year to reflect the annual approved capital program and budget for the Group and its subsidiaries. For 2014, the annual

[Table of Contents](#)

Board-approved capital expenditure budget and target performance level was set at \$120 million.

Performance Level*	2014 (In Millions)	Goal Achieved
Maximum	\$140	200%
Target	\$120	100%
Threshold	\$105	25%

\* Multiple tiers apply between the threshold and target level and between the target and maximum level.

- Return on Equity (ROE):** The return on equity authorized by the CPUC is the target for this metric. Return on equity is defined using net income divided by average common stockholders' equity. This metric measures the effectiveness of the Group's financial management and regulatory strategy. It provides for a substantial increase in the award for performance above the authorized ROE (20% increase for a 5 basis points [bps] increase in ROE) and a more graduated downside measure (20% decrease in award for a 50 bps decrease in ROE) due to the regulatory mechanisms in place which limit the possibility of achieving high returns on equity. For 2014, the ROE authorized by the CPUC, and target performance level, was 9.43%.

Performance Level*	Each Annual Period	Goal Achieved
Maximum	9.71%	200%
Target	9.43%	100%
Threshold	7.43%	20%

\* Multiple tiers apply between the threshold and target level and between the target and maximum level.

- SAFETY:** This metric is measured annually for Cal Water and is the sum of two broadly used indices of a company's workplace safety. Those indices are the federal Occupational Safety and Health Administration Reportable Incident Rate (ORIR) and lost productivity measured in employee days away, restricted, or transferred (DART). Cal Water's officer team has been focused on improving its management of the safety program and has set this metric to improve performance from the Company's 2012/2013 average rate. The two measures are aggregated, so performance at the 50% level for each metric would be the equivalent of a 100% performance on this metric as a whole.

Performance Level*	ORIR Measure Performance Target	Numeric Equivalent	Goal Achieved
Maximum	57% improvement over 2012/2013 average	4.0	100%
Target	20% improvement over 2012/2013 average	8.1	50%
Threshold	10% improvement over 2012/2013 average	9.1	25%

\* An additional tier applies between the target and maximum level.

[Table of Contents](#)

Performance Level*	DART Measure Performance Target	Numeric Equivalent	Goal Achieved
Maximum	40% improvement over 2012/2013 average	2.4	100%
Target	20% improvement over 2012/2013 average	3.1	50%
Threshold	10% improvement over 2012/2013 average	3.5	25%

\* An additional tier applies between the target and maximum level.

### Summary of Performance Goal Achievements for 2014

The following table sets forth the performance goals used for short-term and long-term compensation for 2014, along with the target for each goal, the weight of each component in the overall award, and the achievement of each goal as certified by the Committee for 2014, both in terms of actual achievement and percentage received based on such achievement:

Performance Goal*	Target for 100% Achievement	RSU/Cash Award Component Weighting	Achievement	2014 Goal Achieved	2014 Weighted Results
Water Quality	No primary violations, 2 or fewer secondary violations, and up to 4 procedural violations	20%	No primary or secondary violations. Two procedural violations.	150%	30%
Customer Service	Meet 760-767 out of 800 quarterly metrics for CPUC standards and internal targets	20%	786 quarterly metrics met	125%	25%
Utility Plant Investment	\$120 million in company-funded capital expenditures	20%	\$131 million in company-funded capital expenditures	150%	30%
Return on Equity	9.43%	20%	9.33%	200%*	40%
Safety	4.0 ORIR and 2.4 DART	20%	7.0 ORIR and 3.7 DART	75%	15%
<b>Total 2014 RSU achievement</b>					<b>140%</b>
<b>Total 2014 short-term incentive award achievement = 100% (award cannot exceed 100%)</b>					

\* The Group achieved a return on average common equity in 2014 of 9.33% below target. However, the Committee noted that common equity in part supports construction work in progress (CWIP), which is subject to interest during construction (IDC) in lieu of a return on equity in most regulatory jurisdictions. Excluding the equity-funded CWIP, the Group earned 10.58% on average common equity. Without one-time tax items, the Group would have earned 9.84% on average common equity net of CWIP. In light of these circumstances, the Committee approved payment/vesting at 200% for this metric.



[Table of Contents](#)

The table below summarizes the total performance-based incentive compensation paid or earned by our President & CEO, CFO, and the three most highly compensated executive officers of the Group for the fiscal year ended December 31, 2014.

Name	2014 Performance Stock Earned (\$) <sup>(1)</sup>	2014 Short-Term Incentive Award (\$) <sup>(2)</sup>
Martin A. Kropelnicki	\$204,801	\$175,000
Thomas F. Smegal	57,767	19,080
Francis S. Ferraro	57,767	21,166
Lynne P. McGhee	57,767	12,150
Paul G. Townsley	57,767	16,250

- (1) The shares for the 2013 performance stock will be granted following the end of the three-year performance period, which is comprised of the years 2013, 2014, and 2015. The shares for the 2014 performance stock will be granted following the end of the three-year performance period, which is comprised of the years 2014, 2015, and 2016.
- (2) The short-term incentive compensation is paid out annually following certification of the prior year's results by the Committee.

### 2015 Compensation

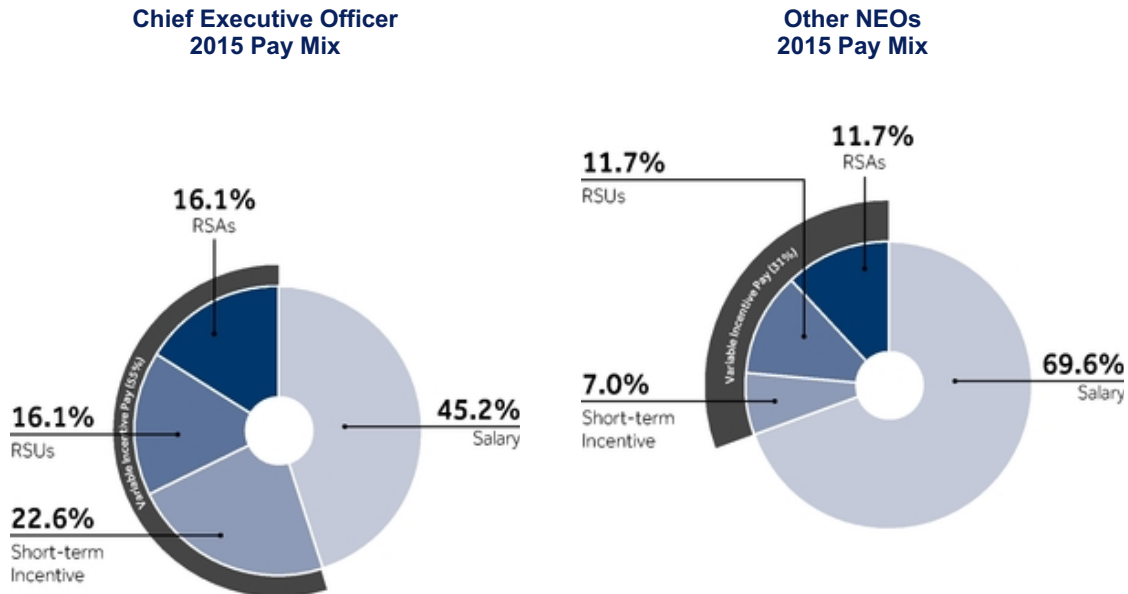
#### *Incentive Awards for 2015*

In November of 2014, the Committee, after reviewing competitive data for each executive, approved the total value of the equity compensation awards, in the form of RSAs & RSUs, and short-term incentive awards to be granted to our President & CEO and other executives for 2015. The equity award values (assuming a target level of performance) were \$550,000 (President & CEO) and \$120,000 (other executives), vesting over three years respectively, with 50% subject to the achievement of performance metrics and 50% subject to time-based vesting and continued employment. For executives (other than our President & CEO), the Committee granted short-term incentive awards of up to 10% of base salary in 2015. These targets will increase to 15% of base salary in 2016. The Committee granted our President & CEO short-term incentive awards of up to 50% of base salary in 2015, which will increase up to 75% of base salary in 2016. As short-term incentive compensation increases, the Committee intends to slow the growth of base salaries to better align with the total direct compensation of our proxy peer group.

On March 3, 2015, our President & CEO received a grant of 22,418 shares. Each of the vice presidents received a grant of 4,892 shares and all other officers received 2,936 shares. All grants were in the form of 50% RSAs and 50% RSUs subject to performance-based vesting.

[Table of Contents](#)

The following charts illustrate variable incentive pay as a percentage of compensation:



### Basic and Supplemental Pension Plan Benefits

In addition to the tax-qualified defined benefit plan that covers all permanent employees, the Group provides supplemental retirement benefits to officers under the SERP. The SERP plan is designed primarily to compensate for limitations imposed by the Internal Revenue Code (Code) on allocations and benefits that may be paid to executives under the Group's tax-qualified plan. Because the Code restricts benefits under the tax-qualified plan, executives otherwise would not be eligible to receive the retirement benefits that are proportional to the benefits received by our employees that generally are based on compensation. The SERP is structured such that benefits are paid to executives on a "pay as you go" basis. The SERP is an unfunded, unsecured obligation of the Group and is designed to assist in attracting and retaining key executives while providing a competitive, total compensation program. Currently, both the qualified pension and SERP expenses are fully recoverable in customer rates, including changes in SERP valuation due to market interest rate changes and mortality table changes.

### Deferred Compensation Plan

The Group maintains a deferred compensation plan for its directors, officers, and qualified managers. The plan is intended to promote retention by providing eligible employees, including the officers, with a long-term savings opportunity on an income tax-deferred basis. This plan is voluntary and funded by the individuals who elect to participate in the program. There are no company-matching contributions.

### 401(k) Plan

All employees satisfying the eligibility requirements are entitled to participate in our 401(k) plan and receive matching contributions from the Group. Pursuant to the plan, all employees, including officers, are entitled to contribute up to the statutory limit set by the Internal Revenue Service (IRS) and the Group matches 75% for each dollar contributed up to eight percent, for a maximum company-matching contribution of six percent of employee's base salary.

[Table of Contents](#)**Limited Perquisites**

As part of the Group's automobile policy, the Group's officers have the use of a company-owned automobile, including the provision of excess liability insurance. The Committee believes that the provision of a company-owned automobile allows the officers to work more efficiently because many of the geographic areas served by the Group are most effectively reached by automobile as opposed to other forms of transportation, such as air travel. Any personal mileage incurred by the executive is taxed as additional compensation in accordance with IRS regulations and paid for by the executive. Other than this automobile benefit, the Committee's general philosophy is not to provide perquisites and other personal benefits of substantial value to the officers.

**Severance Arrangements**

None of the officers is a party to an individual employment agreement with the Group that provides for severance benefits. In addition, we do not provide officers with single-triggered change in control benefits.

Consistent with the Group's compensation philosophy, the Committee believes that the interests of stockholders are best served if the interests of senior management are aligned with those of the Group's stockholders. To this end, the Group provides change in control severance benefits to officers under the Group's Executive Severance Plan to reduce any reluctance of the officers to pursue or support potential change in control transactions that would be beneficial to stockholders. The Group adopted the plan in 1998, and its purpose is to promote the continued employment and dedication of executives without distraction in the face of a potential change in control transaction. The Executive Severance Plan provides severance pay equal to three times base salary to each of the officers if their employment is terminated without good cause or they resign for good reason during the two-year period following a change in control. Each executive officer will also be eligible to receive a gross-up payment if the executive is required to pay an excise tax under Section 4999 of the Internal Revenue Code. This provision for a tax gross-up has been a part of the executive Severance Plan since its inception in 1998 and has not been modified since then.

In the event of a termination not in connection with a change in control, each executive officer is covered by the Group's general severance policy stating that each non-union employee of Group whose employment is terminated without cause is entitled to severance pay of either one week's pay after completing two years of service or two weeks' pay after completing five or more years of service, provided in each case that at least two weeks' notice is given. Under the Group's policies, all officers are entitled to a pay-out of six weeks of vacation time upon termination of employment.

**Determining Executive Compensation**

Each year the Committee reviews, assesses, and recommends to the Board all compensation for executives after determining that the compensation for these individuals is competitive relative to companies of comparable size, complexity, location and business nature (see below for additional discussion of this comparison). In addition, the Committee approves the retention, fees, and termination of any compensation consultant or compensation consulting firm used to assist in the evaluation of executive compensation. With respect to 2014 compensation decisions, the Committee retained the services of an independent compensation consultant, Meridian Compensation Partners, LLC (Meridian), for investigation into and advice on compensation for executives. The Committee believes that having an independent evaluation of compensation is a valuable tool for the Committee, the Group, and stockholders. Meridian is

[Table of Contents](#)

not engaged to perform any additional work for the Group. The Committee retained Meridian for several purposes, including:

- Constructing and reviewing compensation comparisons from readily available published survey and public filings data; and
- Performing a competitive assessment of the Group's compensation programs, practices, and levels for its directors, executives, and other officers.

The Committee made a number of compensation recommendations, including those pertaining to the executives that were based on the competitive assessments provided by and through consultation with Meridian. The Committee's recommendations were made, however, entirely by the Committee, in its sole discretion.

Total compensation level for executives is based on one or more of the following factors:

- The individual's duties and responsibilities within the Group;
- The individual's experience and expertise;
- The compensation levels for the individual's peers within the Group;
- Compensation levels for similar positions based on a review of published compensation surveys; and
- The levels of compensation necessary to recruit, retain, and motivate executives.

In order to determine competitive compensation practices for 2014, the Committee relied, in part, on published survey compensation data as well as proxy data for individual companies. The individual companies are referred to in this proxy statement as the "Peer Group." The Peer Group includes companies that are generally gas, water, or multi-utility-based organizations with one-half to two times the annual revenue size of the Company. For 2014, the Committee made changes to the peer group. Southwest Gas Corporation and Star Gas Partners no longer fit the size, performance, and/or operational criteria and were removed from the Peer Group. In order to maintain a robust peer group, the Committee added Portland General Electric, PMN Resources, Allete, Inc., and El Paso Electric, which were identified as peers based on their annual revenue and utility operations.

On November 20, 2013, the Committee approved the following companies for inclusion in the Peer Group for 2014 for determining competitive compensation levels:

Allete, Inc.	Northwest Natural Gas Co.
American States Water Co.	Northwestern Corp.
Aqua America, Inc.	PMN Resources
Black Hills Corp.	Portland General Electric
CH Energy Group, Inc.	SJW Corp.
Chesapeake Utilities Corp.	South Jersey Industries, Inc.
El Paso Electric	

Meridian utilized the data from these sources (competitive data) to compile the competitive pay information comparing each executive's compensation to market levels for his/her officer position.

After consideration of the competitive data, the Committee makes decisions regarding each individual executive's target total compensation opportunities based on the Group and individual performance and the need to attract, motivate, and retain an experienced and effective management team. The Committee examined the relationship of each executive's base salary, long-term equity incentives, and total compensation (base salary plus long-term

## [Table of Contents](#)

equity incentives since annual short-term incentive bonuses were not introduced until 2014, after this analysis had been completed for 2014 compensation levels) to the competitive data from several perspectives by reviewing the following:

- The competitive data without any adjustments;
- Annual incentive or bonus valued at 50% of median of the market competitive data;
- The lower range of 20% below the median of the market competitive data;
- Target total direct compensation reduced by 20% from the median of the market competitive data; and
- Actual short-term incentive compensation reduced by 20% from the median of the market competitive data.

In making compensation recommendations for the 2014 fiscal year for the executives, the Committee's general objective was to set total compensation within a "competitive range" for each executive's position based on the competitive data. The Committee considers the "competitive range" to mean that compensation levels are within plus or minus 20% of the median compensation levels as determined by reference to the competitive data. Actual compensation decisions for the executive officers were, however, influenced by a variety of additional factors, including considerations of each individual's experience, expertise, performance and leadership, the Group's performance, and internal equity among the executive officers. With respect to 2015 compensation planning, the Committee retained the services of Veritas Executive Compensation Consultants as the independent compensation consultant.

### **Other Compensation Policies**

#### ***Stock Ownership Requirements***

The Board adopted requirements for our officers and members of our Board to own shares of our stock to further align their interests with those of our stockholders. The requirements were adopted to promote a long-term perspective in managing the Group and to help align the interests of our stockholders, directors, and officers. Each non-employee director and officer must directly own Group stock having a market or intrinsic value (i.e., paper gain for vested, unexercised stock options); whichever is higher, equal to:

- For our CEO, five times annual base salary;
- For vice presidents, one and one-half times annual base salary;
- For all other officers, one time annual base salary; and
- For non-employee directors, five times annual cash retainer.

Individuals subject to these requirements are required to achieve the relevant ownership threshold within five years following adoption of the requirements or five years after commencing service, whichever is later. For officers, the Committee will review compliance with these requirements on an annual basis. The Nominating/Corporate Governance Committee will review compliance with these requirements for non-employee directors on an annual basis.

#### ***Anti-hedging and No Pledging Policy***

In 2012, the Board adopted an insider trading policy that prohibits our directors and officers from participating in put or call options transactions, hedging and pledging transactions, or other inherently speculative transactions with respect to Group stock. We adopted this policy as

[Table of Contents](#)

a matter of good corporate governance, and because by prohibiting such transactions for executives, the compensatory value of equity awards on both the upside and the downside remains strong.

***Executive Compensation Recovery ("Clawback") Policy***

In 2012, the Board also adopted an executive compensation recovery, or "clawback," policy requiring the reimbursement of excess incentive-based compensation provided to the Group's officers in the event of certain restatements of the company's financial statements. The policy allows the Group to clawback incentive-based compensation from executive officers who were actually involved in the fraud or misconduct that triggered the accounting restatement to the extent that the compensation was in excess of what would have been paid under the accounting restatement. This policy is applicable to all incentive-based compensation paid after implementation of the policy, and it covers the three-year period preceding the date on which the company is required to prepare the accounting restatement.

***Tax and Section 162(m) Implications***

When designing compensation policies and setting compensation levels, the Group considers the potential tax treatment of the compensation, but the primary factor influencing program design is the support of business objectives. The Committee has reviewed the Group's compensation structure in light of Section 162(m) of the Code (Section 162(m)), which limits the amount of compensation that the Group may deduct for federal income tax purposes in any given year to \$1,000,000 for our CEO and each of our next four highest compensated executives. There are certain exceptions to this limit, one of which is for "performance-based compensation," as defined under Section 162(m). RSAs granted by the Group do not qualify as "performance-based compensation," and thus count against the \$1,000,000 deductibility limit. In 2014, no executive officer's compensation exceeded the limitation set by Section 162(m). All compensation paid to the executives in 2014 was intended to be tax-deductible.

In designing our executive compensation decisions for 2015, we carefully consider the effect of Section 162(m) together with our factors relevant to our business needs. As we implement the performance-based awards into our compensation program, we will generally intend our performance-based awards to be eligible to qualify as tax-deductible to the Group, but we have the flexibility to pay the non-deductible compensation when necessary to achieve our executive compensation objectives.

[Table of Contents](#)**Summary Compensation Table**

The table below summarizes the total compensation paid or earned by our President & CEO, CFO, and the three most highly compensated executive officers of the Group for the fiscal years ended December 31, 2014, 2013, and 2012.

(a) Name and Principal Position	(b) Year	(c) Salary (\$) <sup>(1)</sup>	(e) Stock Awards (\$) <sup>(2)</sup>	(e) Non-equity Incentive Plan Compensation (\$) <sup>(3)</sup>	(h) Change in Pension Value and Nonqualified Deferred Compensation Earnings (\$) <sup>(4)</sup>	(i) All Other Compensation (\$) <sup>(5)</sup>	(j) Total (\$)
<b>Martin A. Kropelnicki</b> President & CEO	2014	\$698,388	\$404,179	\$ 175,000	\$ 1,507,183	\$ 27,907	\$2,812,657
	2013	601,305	241,291		93,831	31,956	968,383
	2012	501,377	87,113		585,694	29,863	1,204,047
<b>Thomas F. Smegal III</b> Vice President, Chief Financial Officer and Treasurer	2014	381,035	103,167	19,080	1,104,718	24,623	1,632,623
	2013	359,591	82,508		—	24,993	467,092
	2012	307,160	87,113		557,134	28,440	979,846
<b>Francis S. Ferraro</b> Vice President, Corporate Development	2014	422,936	103,167	21,166	622,465	30,504	1,200,238
	2013	408,826	82,508		—	34,966	526,300
	2012	400,907	87,113		208,803	34,022	730,845
<b>Lynne P. McGhee</b> Vice President, General Counsel	2014	252,791	103,167	12,150	664,899	31,410	1,064,417
<b>Paul G. Townsley</b> Vice President, Regulatory Matters and Corporate Relations	2014	324,596	103,167	16,250	320,906	20,494	785,413

- (1) The executive officers were not entitled to receive payments which would be characterized as "bonus" or "non-equity incentive plan compensation" payments for the fiscal years ended December 31, 2013 and 2012.
- (2) Amounts reflect the full grant date fair value of RSAs and RSUs granted in the years shown, calculated in accordance with FASB Accounting Standards Codification (ASC) Topic 718, disregarding estimates for forfeitures. Assumptions used in the calculation of these amounts are included in footnote 12 of Group's annual report on Form 10-K filed with the SEC on February 26, 2015. The amounts reported are as follows: Mr. Kropelnicki, RSAs of \$257,892 and RSUs granted in 2014 and 2013 of \$85,964 and \$60,323 with a maximum value of \$171,928 and \$120,646; Mr. Smegal, RSAs of \$61,906 and RSUs granted in 2014 and 2013 of \$20,635 and \$20,627 with a maximum value of \$41,270 and \$41,254; Mr. Ferraro, RSAs of \$61,906 and RSUs granted in 2014 and 2013 of \$20,635 and \$20,627 with a maximum value of \$41,270 and \$41,254; Ms. McGhee, RSAs of \$61,906 and RSUs granted in 2014 and 2013 of \$20,635 and \$20,627 with a maximum value of \$41,270 and \$41,254; and Mr. Townsley, RSAs of \$61,906 and RSUs granted in 2014 and 2013 of \$20,635 and \$20,627 with a maximum value of \$41,270 and \$41,254.
- (3) Amounts in this column reflect the amount paid to each executive officer pursuant to the performance-based short-term incentive compensation program. For further information, see the "Performance-Based Short-term Incentive Compensation" section of this Proxy Statement.
- (4) Amounts in this column are actuarial increases or decreases in the present value of the accrued pension liability and are included in customer rates through a rate recovery mechanism. Fluctuation in the present value of the accrued pension benefit occur year-to-year due to a number of valuation

[Table of Contents](#)

assumptions including changes in the discount rate, changes in mortality rates, changes in compensation, years of service, and vesting. For 2014, the mortality assumption was updated to the RP-2014 Mortality Table, as prescribed by the Society of Actuaries in October 2014, and replaced the RP-2000 Healthy Mortality Table consistent with Section 430 of the Internal Revenue Code. The interest rate and mortality rate assumptions are consistent with those used in the Group's financial statements and include amounts which the executive officers may not be entitled to receive due to vesting requirements consistent with the plans. For further information, see the "Basic and Supplemental Pension Plan Benefits" section of this Proxy Statement. Earnings on the nonqualified deferred compensation plan are noted on the Nonqualified Deferred Compensation table for those officers participating in the plan. Earnings have been excluded from this table since earnings were not at above market or at preferential rates.

- (5) All other compensation is comprised of 401(k) matching contributions made by the Group on behalf of the executive officer, the personal use of company-provided vehicles and insurance, and any miscellaneous reimbursed expenses that may be taxable. The value attributable to personal use of company-provided cars is included as compensation on the W-2 of each executive officer who receives such benefits. Each such officer is responsible for paying income tax on such amount.

### Grants of Plan-Based Awards For Fiscal Year Ended 2014

The table below sets forth certain information with respect to awards granted during the fiscal year ended December 31, 2014, to each of our executive officers.

Name (a)	Grant Date (b)	Estimated Payouts Under Non- Equity Incentive Plan Awards (\$) <sup>(1)</sup>			Estimated Payouts Under Equity Incentive Plan Awards <sup>(2)</sup>			All Other Stock Awards: Number of Shares of Stock or Units (#) (i)	Grant Date Fair Value of Stock and Options Awards (\$) (l)
		Threshold (\$)	Target (\$)	Maximum (\$)	Threshold (#)	Target (#)	Maximum (#)		
Martin A. Kropelnicki (3)	3/4/2014	\$ 0	\$ 175,000	\$ 175,000	0	10,923	21,846	10,923	\$ 515,784
Thomas F. Smegal III (3)	3/4/2014	0	19,080	19,080	0	2,622	5,244	2,622	123,811
Francis S. Ferraro <sup>(3)</sup>	3/4/2014	0	21,166	21,166	0	2,622	5,244	2,622	123,811
Lynne P. McGhee <sup>(3)</sup>	3/4/2014	0	12,150	12,150	0	2,622	5,244	2,622	123,811
Paul G. Townesley (3)	3/4/2014	0	16,250	16,250	0	2,622	5,244	2,622	123,811

- (1) The threshold, target, and maximum values reported are for the performance-based short-term incentive compensation program.
- (2) The threshold, target, and maximum units reported are for the full RSU award.
- (3) The RSAs granted to the executive officers on March 4, 2014, pursuant to the Incentive Plan vest over three years, with one-third of the RSAs vesting on the first anniversary of the grant date and the remaining RSAs vesting in equal monthly installments thereafter. The RSUs reported reflect the grant date fair value of the 2014 portion of the award as performance goals are set for each year of the performance period.



[Table of Contents](#)

## Outstanding Equity Awards at Fiscal 2014 Year-End

Name	Option Awards				Stock Awards		Equity Incentive Plan Awards	
	Number of Securities Underlying Unexercised Options (#) Exercisable	Number of Securities Underlying Unexercised Options (#) Unexercisable	Option Exercise Price (\$)	Option Expiration Date	Number of Shares or Units of Stock That Have Not Vested (#)	Market Value of Shares or Units of Stock That Have Not Vested (\$) <sup>(1)</sup>	Number of Unearned Shares, Units or Other Rights That Have Not Vested (#)	Market Value of Unearned Shares, Units or Other Rights That Have Not Vested (\$) <sup>(1)</sup>
(a)	(b)	(c)	(e)	(f)	(g)	(h)	Vested (#)	Vested (\$) <sup>(1)</sup>
Martin A. Kropelnicki	5,000	—	\$ 21.26	5/1/2016	—	—	—	—
	4,000	—	19.06	3/6/2017	—	—	—	—
	7,500	—	18.80	3/4/2018	—	—	—	—
	11,000	—	19.19	3/3/2019	—	—	—	—
	—	—	—	—	280 <sup>(2)</sup>	6,891	—	—
	—	—	—	—	1,515 <sup>(3)</sup>	37,284	—	—
	—	—	—	—	3,231 <sup>(4)</sup>	79,515	7,753 <sup>(4)</sup>	190,801
—	—	—	—	451 <sup>(5)</sup>	11,099	1,081 <sup>(5)</sup>	26,603	
—	—	—	—	10,923 <sup>(6)</sup>	268,815	10,923 <sup>(6)</sup>	268,815	
Thomas F. Smegal III	7,500	—	18.80	3/4/2018	—	—	—	—
	11,000	—	19.19	3/3/2019	—	—	—	—
	—	—	—	—	280 <sup>(2)</sup>	6,891	—	—
	—	—	—	—	1,515 <sup>(3)</sup>	37,284	—	—
	—	—	—	—	1,251 <sup>(4)</sup>	30,787	3,001 <sup>(4)</sup>	73,855
	—	—	—	—	2,622 <sup>(6)</sup>	64,527	2,622 <sup>(6)</sup>	64,527
Francis S. Ferraro	5,000	—	19.26	1/4/2016	—	—	—	—
	4,000	—	19.06	3/6/2017	—	—	—	—
	7,500	—	18.80	3/4/2018	—	—	—	—
	11,000	—	19.19	3/3/2019	—	—	—	—
	—	—	—	—	280 <sup>(2)</sup>	6,891	—	—
	—	—	—	—	1,515 <sup>(3)</sup>	37,284	—	—
—	—	—	—	1,251 <sup>(4)</sup>	30,787	3,001 <sup>(4)</sup>	73,855	
—	—	—	—	2,622 <sup>(6)</sup>	64,527	2,622 <sup>(6)</sup>	64,527	
Lynne P. McGhee	—	—	—	—	280 <sup>(2)</sup>	6,891	—	—
	—	—	—	—	1,515 <sup>(3)</sup>	37,284	—	—
	—	—	—	—	1,251 <sup>(4)</sup>	30,787	3,001 <sup>(4)</sup>	73,855
	—	—	—	—	2,622 <sup>(6)</sup>	64,527	2,622 <sup>(6)</sup>	64,527
Paul G. Townsley	—	—	—	—	1,251 <sup>(4)</sup>	30,787	3,001 <sup>(4)</sup>	73,855
	—	—	—	—	2,622 <sup>(6)</sup>	64,527	2,622 <sup>(6)</sup>	64,527

- (1) The market value of the stock awards represents the product of the closing price for the Group's common stock on the New York Stock Exchange as of December 31, 2014, which was \$24.61, and the number of shares underlying each such award.
- (2) Awards were granted on March 1, 2011, with 25% vesting on the first anniversary of the grant date and the remaining 75% vesting ratably over 36 months.
- (3) Awards were granted on March 6, 2012, with 25% vesting on the first anniversary of the grant date and the remaining 75% vesting ratably over 36 months.
- (4) Awards were granted on March 5, 2013, with 33.3% vesting on the first anniversary of the grant date and the remaining 66.7% vesting ratably over 24 months. RSUs are for performance periods 2013, 2014, and 2015 and vest on March 5, 2016.
- (5) Award were granted on September 4, 2013, with 33.3% vesting on March 5, 2014 and the remaining 66.7% vesting ratably over 24 months. RSUs are for performance periods 2013, 2014, and 2015 and vest on March 5, 2016.
- (6) Awards were granted on March 4, 2014, with 33.3% vesting on the first anniversary of the grant date and the remaining 66.7% vesting ratably over 24 months. RSUs are for performance periods 2014, 2015, and 2016 and vest on March 4, 2017.



[Table of Contents](#)**Option Exercises and Stock Vested****For Fiscal Year Ended 2014**

Name	Option Awards		Stock Awards	
	Number of Shares Acquired on Exercise	Value Realized on Exercise	Number of Shares Acquired on Vesting	Value Realized on Vesting
(a)	(b)	(c)	(d)	(e)
Martin A. Kropelnicki	—	—	7,737	\$ 181,135
Thomas F. Smegal III	—	—	4,335	101,476
Francis S. Ferraro	—	—	4,335	101,476
Lynne P. McGhee	—	—	4,335	101,476
Paul G. Townsley	—	—	1,750	40,977

**Pension Benefits****For Fiscal Year Ended 2014**

The table below shows the present value of accumulated benefits payable to each of the executives, including the number of years of service credited to each executive officer under the California Water Service Pension Plan and the Supplemental Executive Retirement Plan, each of which is described elsewhere in this Proxy Statement.

Name	Plan	Number of Years Credited Service	Present Value of Accumulated Benefit
(a)	Name (b)	(#) <sup>(1)</sup> (c)	(\$) <sup>(2)</sup> (d)
Martin A. Kropelnicki President & CEO	California Water Service Pension Plan	8.80	\$ 571,833
	Supplemental Executive Retirement Plan	8.80	2,853,044
Thomas F. Smegal III Vice President, Chief Financial Officer and Treasurer	California Water Service Pension Plan	17.67	913,939
	Supplemental Executive Retirement Plan	15.00	2,308,793
Francis S. Ferraro Vice President, Corporate Development	California Water Service Pension Plan	25.42	1,685,968
	Supplemental Executive Retirement Plan	15.00	3,170,497
Lynne P. McGhee Vice President, General Counsel	California Water Service Pension Plan	11.56	674,406
	Supplemental Executive Retirement Plan	11.56	1,172,403
Paul G. Townsley Vice President, Regulatory Matters and Corporate Relations	California Water Service Pension Plan	1.83	172,448
	Supplemental Executive Retirement Plan	1.83	320,532

- (1) Assumptions used in the calculation of the present value are included in footnote 11 of Group's annual report on Form 10-K filed with the SEC on February 26, 2015.
- (2) Includes amounts the named executive officer may not currently be entitled to receive because such amounts are not vested.

The benefits under the SERP are obtained by applying the benefit provisions of the California Water Service Pension Plan (Pension Plan), a tax-qualified plan, to all compensation included under the Pension Plan, without regard to these limits, reduced by benefits actually accrued



[Table of Contents](#)

under the Pension Plan. Under the SERP, all eligible officers are fully vested after 15 years of service and at age 60. SERP participants are eligible for early retirement starting at age 55 and would receive a reduced benefit ranging from 74% to 95% of their monthly SERP benefit upon early retirement between the ages of 55 and 60. Under the Pension Plan, all eligible employees, including officers, are fully vested after 35 years of service. The SERP is structured such that benefits are paid to executives on a "pay as you go" basis. None of the executives received any payments under the Pension Plan or SERP during 2014.

The combined maximum benefit payout under the SERP and Pension Plan achievable by an officer is 60% of the average, eligible compensation (box 1 of the Form W-2 Wage and Tax Statement) paid over the previous 36 months prior to retirement.

### Nonqualified Deferred Compensation

#### For Fiscal Year Ended 2014

Name (a)	Executive Contributions in Last FY (\$) <sup>(1)</sup> (b)	Aggregate Earnings in Last FY (\$) <sup>(1)</sup> (d)	Aggregate Withdrawals/ Distributions (\$) (e)	Aggregate Balance at Last FY (\$) <sup>(2)</sup> (f)
Martin A. Kropelnicki	\$ 56,000	\$ 13,745	\$ —	\$ 201,988
Thomas F. Smegal III	—	—	—	—
Francis S. Ferraro	—	170,825	—	1,803,321
Lynne P. McGhee	—	1,373	—	17,892
Paul G. Townsley	40,152	1,139	—	41,291

- (1) All of the amounts reported under "Executive Contributions in Last FY" are included in the Summary Compensation Table for 2014. None of the amounts reported under "Aggregate Earnings in Last FY" are included in the Summary Compensation Table for 2014.
- (2) The amounts reported under "Aggregate Balance at Last FY" that are included in the Summary Compensation Table in years prior to 2014 are as follows: Mr. Kropelnicki, \$65,400; Mr. Ferraro, \$702,000.

The Deferred Compensation Plan provides specified benefits to a select group of management and highly compensated employees who contribute materially to the continued growth, development, and future business success of the Group. The Deferred Compensation Plan permits the Group's executives and eligible managers to defer up to 50% of their base salary. The Group does not make any contributions to the Deferred Compensation Plan. The Deferred Compensation Plan's investment options are similar, but not identical, to the Group's tax-qualified 401(k) plan and are funded by a Rabbi trust created for the funding of such benefits. Benefits under the Deferred Compensation Plan are payable by the Group upon separation from service with the Group either in lump sum at separation, in monthly installments over five years following separation, or in lump sum or installments commencing five years following separation.

### Potential Payments Upon Termination or Change in Control

The information below describes certain compensation that would have become payable under existing plans and contractual arrangements assuming a termination of employment, or a change in control and termination of employment, had occurred on December 31, 2014, given the executive's compensation and service levels as of such date. In addition to the benefits described below, upon any termination of employment, each of the executives would also be entitled to the benefits as described in the table of Pension Benefits for Fiscal Year 2014 and

[Table of Contents](#)

the amount shown in the column labeled "Aggregate Balance at Last FY" of the table of Nonqualified Deferred Compensation for Fiscal Year 2014 above.

On December 16, 1998, the Group adopted the Executive Severance Plan. The Executive Severance Plan provides that if within 24 months following a change in control of the Group, the officer's employment is terminated by the Group for any reason other than good cause or by the officer for good reason, the Group will make a cash payment to the officer in an amount equal to three times such officer's base salary on the date of the change in control or on the date that the officer's employment terminates, whichever is greater. The payments would be paid in three equal annual installments commencing on the first of the month following the month in which the officer's employment terminated and payable thereafter on the anniversary of the initial payment date. Each officer will also receive a gross-up payment if the officer is required to pay an excise tax under section 4999 of the Internal Revenue Code.

Each officer's entitlement to the severance payment is conditioned upon execution of a release agreement. Additionally, the officer forfeits the right to receive the severance payment if he or she violates the non-solicitation and confidentiality provisions of the Executive Severance Plan.

For purposes of the Executive Severance Plan, the term "change in control" means the occurrence of (i) any merger or consolidation of the Group in which the Group is not the surviving organization, a majority of the capital stock of which is not owned by the stockholders of the Group immediately prior to such merger or consolidation; (ii) a transfer of all or substantially all of the assets of the Group; (iii) any other corporate reorganization in which there is a change in ownership of the outstanding shares of the Group wherein thirty percent (30%) or more of the outstanding shares of the Group are transferred to any person; (iv) the acquisition by or transfer to a person (including all affiliates or associates of such person) of beneficial ownership of capital stock of the Group if after such acquisition or transfer such person (and their affiliates or associates) is entitled to exercise thirty percent (30%) or more of the outstanding voting power of all capital stock of the Group entitled to vote in elections of directors; or (v) the election to the Board of Directors of the Group of candidates who were not recommended for election by the Board of Directors of the Group in office immediately prior to the election, if such candidates constitute a majority of those elected in that particular election.

For purposes of the Executive Severance Plan, "good cause" will be deemed to exist if (i) the applicable officer engages in acts or omissions that result in substantial harm to the business or property of the Group and that constitute dishonesty, intentional breach of fiduciary obligation, or intentional wrongdoing; or (ii) the applicable officer is convicted of a criminal violation involving fraud or dishonesty.

For purposes of the Executive Severance Plan, "good reason" will be deemed to exist if, without the applicable officer's consent, (i) there is a significant change in the nature or the scope of the applicable officer's authority or in his or her overall working environment; (ii) the applicable officer is assigned duties materially inconsistent with his or her present duties, responsibilities and status; (iii) there is a reduction in the applicable officer's rate of base salary or bonus; or (iv) the Group changes by 100 miles or more the principal location in which the applicable officer is required to perform services. Had a change in control occurred during fiscal 2014 and had their employment been terminated on December 31, 2014, either without good cause or by the executive for good reason, the executives would have been eligible to receive the payments set forth below.

In addition to the Executive Severance Plan, each officer is covered by the Group's general severance policy. Under the severance policy, each non-union employee of Group whose employment is terminated without cause is entitled to severance pay of either one week's pay

[Table of Contents](#)

after completing two years of service or two weeks' pay after completing five or more years of service, provided at least two weeks' notice is given. In addition, all officers are entitled to a payout of six weeks of vacation time upon any termination of employment, to be paid in a lump sum at termination. In the absence of a change in control, had their employment been terminated on December 31, 2014, without cause, the executives would have been eligible to receive the payments set forth below.

**Potential Payments upon Termination or Change in Control**

Name	Change in Control and Termination of Employment Severance Amount (\$)	Termination of Employment without a Change in Control Severance Amount (\$)
Martin A. Kropelnicki	\$ 2,411,992	\$ 107,692
Thomas F. Smegal III	1,309,895	58,708
Francis S. Ferraro	1,443,546	65,125
Lynne P. McGhee	829,360	37,385
Paul G. Townsley	1,107,500	50,000

Please refer to the table of Outstanding Equity Awards at Fiscal Year-Ended 2014 above for more information regarding these awards.

**Director Compensation**
**For Fiscal Year Ended 2014**

The Group's non-employee directors receive retainers comprised of both a cash award and an equity award along with meeting fees for their service. The Nominating/Corporate Governance Committee is responsible for non-employee director compensation and makes recommendations to the Board. For 2014, the Nominating/Corporate Governance retained the services of Meridian for determining non-employee director compensation.

In 2014, non-employee directors received \$45,000 and grants of restricted stock valued at \$55,000 as the Board retainer. The restricted stock grants were made on March 4, 2014 and were fully vested on the first anniversary of the grant date.

The lead director received an additional \$15,000 retainer. The Audit Committee chair received an additional \$12,000 retainer, and the Finance and Risk Management Committee chair received an additional \$5,000 retainer. The chairs of the Nominating/Corporate Governance Committee and Organization and Compensation Committee received an additional \$5,000 retainer, respectively. In addition, each Board member received \$2,300 for each Board meeting attended. Further, committee members received \$1,800 for each committee meeting attended, and each committee chair received \$3,600 for each committee meeting chaired.

The non-executive chairman received a Chairman retainer of \$30,000 in addition to the same Board retainer and equity grant of restricted stock, equal to that of the other non-employee directors. Mr. Nelson also received a special chair retainer of \$50,000 for his continued services in connection with the new CEO transition. Mr. Nelson, who retired as CEO effective September 1, 2013, remains as a non-executive chairman and as a member of the Board. Mr. Nelson received \$4,600 for each Board meeting attended and \$1,800 for each committee meeting attended.

[Table of Contents](#)

In September of 2014, after performing its annual compensation review, the Nominating/Corporate Governance Committee approved increases to the foregoing amounts, effective January 1, 2015, as follows: non-employee directors will receive a \$47,000 annual Board retainer. The Finance and Risk Management Committee chair retainer will remain unchanged at \$5,000, the Organization and Compensation Committee chair will receive a \$10,000 retainer, and the Nominating/Corporate Governance Committee chair will receive a \$7,500 retainer. The Audit Committee chair's retainer will remain at \$12,000. The value of the annual restricted stock award to the non-employee directors will be \$60,000. In addition, Board and committee meeting fees for the chairman and other non-employee directors will remain unchanged for 2015. The chairman will receive a Board retainer of \$47,000 and a chairman retainer of \$40,000 for 2015. The lead director will receive a \$15,000 retainer due to continued increased responsibilities, including stockholder engagement. The Board of Directors requires non-employee directors to maintain a certain amount of stock ownership consistent with our stock ownership requirements. Pursuant to the Group's Corporate Governance Guidelines, available on the Group's website at <http://www.calwatergroup.com>, beneficial ownership of an aggregate amount of shares having a value of five times the amount of the annual director retainer is required. Non-employee directors are required to achieve the relevant ownership threshold within five years following adoption of the requirements or five years after commencing service, whichever is later. The Nominating/Corporate Governance Committee will review compliance with these requirements for non-employee directors on an annual basis.

Directors may elect to defer cash compensation payable to them under the Group's deferred compensation plan in the same manner as applicable to the Group's officers as described above. In addition, the Group maintains a Director Retirement Plan for the benefit of its non-employee directors. In December 2005, this plan was closed to new participants; however, each of the non-employee directors listed in the table below (except for Ms. Bayer, Mr. Guiles, Mr. Snow and Dr. Krummel) were, at that time, participants in the plan and thus continues to accrue benefits thereunder. Under the Director Retirement Plan, a director who participates in the plan and retires after serving on the Board for a total of five or more years will receive a retirement benefit equivalent to \$22,000 per year. This benefit will be paid for the number of years the director served on the Board, up to 10 years. Except for former directors Douglas M. Brown and Robert W. Foy, no amounts were paid to directors under this program in 2014.



[Table of Contents](#)**Non-Employee Director Compensation**

Name (a)	Fees Earned or Paid in Cash (\$) (b)	Stock Awards \$(2)(3) (c)	Change in Pension Value and Non-Qualified Deferred Compensation Earnings \$(4) (f)	Total (\$) (h)
Peter C. Nelson <sup>(1)</sup> Chairman	\$ 196,200	\$ 56,758	\$ —	\$ 252,958
Richard P. Magnuson Lead Director	111,400	56,758	18,914	187,072
Terry P. Bayer	61,300	47,291	—	108,591
Edwin A. Guiles	94,100	56,758	—	150,858
Bonnie G. Hill	83,300	56,758	14,137	154,195
Thomas M. Krummel, M.D.	87,800	56,758	—	144,558
Linda R. Meier	89,600	56,758	13,424	159,782
Lester A. Snow	80,600	56,758	—	137,358
George A. Vera	107,000	56,758	20,972	184,730

- (1) Mr. Nelson's retainer consists of \$30,000 for his role as Chairman of the Board and \$50,000 as a retainer for his assistance with the transition of the new CEO.
- (2) Amounts reflect the full grant date fair value of each restricted stock award granted in 2014 to the non-employee directors, calculated in accordance with FASB ASC Topic 718, disregarding estimates for forfeitures. Assumptions used in the calculation of these amounts are included in footnote 12 of Group's annual report on Form 10-K filed with the Securities and Exchange Commission on February 26, 2015.
- (3) At the end of 2014, the aggregate number of RSAs held by each current non-employee director was as follows: Mr. Peter C. Nelson, 62,260; Terry P. Bayer, 2,003; Mr. Edwin A. Guiles, 18,334; Ms. Bonnie G. Hill, 15,884; Dr. Thomas M. Krummel, 12,424; Mr. Richard P. Magnuson, 20,884; Ms. Linda R. Meier, 20,884; Lester A. Snow, 10,554; and Mr. George A. Vera, 20,884.
- (4) Amounts in this column represent the actuarial increase in the present value of the director benefits under the Group's Director Retirement Plan. In December 2005, this plan was closed to new participants; however, any director active in 2005 will continue to accrue benefits.

[Table of Contents](#)

## REPORT OF THE ORGANIZATION AND COMPENSATION COMMITTEE OF THE BOARD OF DIRECTORS ON EXECUTIVE COMPENSATION

The Organization and Compensation Committee of the Group's Board of Directors has submitted the following report for inclusion in this Proxy Statement:

The Organization and Compensation Committee has reviewed and discussed the Compensation Discussion and Analysis contained in this Proxy Statement with management. Based on our review of and the discussions with management with respect to the Compensation Discussion and Analysis, the Organization and Compensation Committee recommended to the Board of Directors that the Compensation Discussion and Analysis be included in this Proxy Statement and in the Group's annual report on Form 10-K for the fiscal year ended December 31, 2014, for filing with the SEC.

The foregoing report is provided by the following directors, who constitute the Organization and Compensation Committee:

*ORGANIZATION AND COMPENSATION COMMITTEE*

Thomas M. Krummel, M.D., Committee Chair  
 Terry P. Bayer  
 Edwin A. Guiles  
 Bonnie G. Hill  
 Linda R. Meier  
 Lester A. Snow

## ORGANIZATION AND COMPENSATION COMMITTEE INTERLOCKS AND INSIDER PARTICIPATION

The following directors were members of the Organization and Compensation Committee during the 2014 fiscal year: Thomas M. Krummel, M.D., Committee Chair, Terry P. Bayer, Edwin A. Guiles, Bonnie G. Hill, Linda R. Meier, and Lester A. Snow. No member of the Organization and Compensation Committee was an officer or employee of the Group or any of its subsidiaries during 2014, nor was any such member previously an officer of the Group or any of its subsidiaries. No member of the Organization and Compensation Committee had any material interest in a transaction of the Group or a business relationship with, or any indebtedness to the Group, in each case that would require disclosure under "Procedures for Approval of Related Persons Transactions" included elsewhere in this Proxy Statement.

None of the officers of the Group have served on the board of directors or on the compensation committee of any other entity, any of whose officers served either on the Board of Directors or on the Organization and Compensation Committee of the Group.

## PROCEDURES FOR APPROVAL OF RELATED PERSONS TRANSACTIONS

Transactions involving related-persons are reviewed on a case-by-case basis and approved as appropriate. The Board's Nominating/Corporate Governance Committee is responsible for review, approval, or ratification of "related-person transactions" involving the Group or its subsidiaries and related-persons. Under rules of the Securities and Exchange Commission, a related-person is a director, officer, nominee for director, or a greater than 5% stockholder of the Group since the beginning of the previous fiscal year. Potential related party transactions are brought to the attention of management and the Board in a number of ways. Each of our directors and officers is instructed and periodically reminded to inform the Corporate Secretary of any potential related-party transactions. In addition, each director and officer completes a questionnaire on an annual basis designed to elicit information about any potential related-party transactions.

Since the beginning of 2014, there were no related-party transactions under the relevant standards.

[Table of Contents](#)

## PROPOSAL NO. 2 – ADVISORY VOTE TO APPROVE EXECUTIVE COMPENSATION

The Group is asking stockholders to vote on an advisory resolution to approve the Group's executive compensation programs as reported in this Proxy Statement in accordance with Section 14(A) of the Securities Exchange Act of 1934. The Board has adopted a policy providing for an annual advisory vote to approve executive compensation. Stockholders previously indicated their preference that the advisory vote on named executive officer compensation occur once every year.

At last year's Annual Meeting, 95% of the votes cast were "for" the 2013 compensation of our named executive officers as compared with 93% for the 2012 compensation and 62% for the 2011 compensation. We believe that our executive compensation program is now strongly aligned with the long-term interests of our stockholders as well as customers. As discussed in the Compensation Discussion and Analysis section of this Proxy Statement, the Board and the Organization and Compensation Committee considered the results of these "Say-on-Pay" votes and modified our executive compensation program for 2013 and continued to apply the same effective principles when making compensation decisions for 2014.

The Group's goal for its executive compensation programs is to attract, motivate, and retain talented executives who will provide leadership for the Group. The Group seeks to accomplish this goal in a way that rewards performance and is aligned with the long-term interests of customers and stockholders. The Group believes that its executive compensation programs achieve this goal.

The "Compensation Discussion and Analysis" section of this Proxy Statement describes the Group's executive compensation programs and the decisions made by the Organization and Compensation Committee for 2014 in more detail. Highlights of the programs include the following:

- *Performance-based Equity Compensation;*
- *Short-term Performance-based Incentive Compensation;*
- *No Employment Agreements;*
- *No Single Trigger Change in Control Benefits;*
- *No Tax Gross-Ups on Perquisites;*
- *Limited Perquisites;*
- *Director and Officer Stock Ownership Requirements;*
- *Clawback Policy; and*
- *Anti-hedging and Anti-pledging Policies.*

For 2014, 50% of long-term equity awards granted to our executives are in the form of RSUs subject to performance-based vesting criteria and 50% are in the form of time-based RSAs. The performance-based RSUs provide for a three-year performance period and provide for vesting based solely upon the achievement of objective performance criteria. The performance criteria are tied to the following performance metrics: water quality, customer service, plant additions, return on assets, and safety (new for 2014).

Further, beginning in 2014, we have introduced annual performance-based short-term incentive compensation for officers as part of the Group's 2014 executive compensation program. The Committee believes that our executive compensation program will provide a good mix of

[Table of Contents](#)

short-term and long-term compensation that supports the business strategies and creates long-term stockholder value.

The Group is asking stockholders to support the named executive officer compensation as described in this Proxy Statement. The Organization and Compensation Committee and the Board believe that the policies and procedures articulated in the "Compensation Discussion and Analysis" are effective in achieving the Group's goals and that the compensation of the Group's named executive officers reported in this Proxy Statement has supported and contributed to the Group's success. Accordingly, the Group asks stockholders to vote "FOR" the following resolution at the Annual Meeting:

"RESOLVED, that the stockholders of California Water Service Group approve, on an advisory basis, the compensation paid to California Water Service Group's named executive officers, as disclosed in this Proxy Statement pursuant to the SEC's compensation disclosure rules, including the Compensation Discussion and Analysis, the compensation tables and related narrative discussion."

This advisory resolution, commonly referred to as a "Say-on-Pay" resolution, is not binding upon the Group, the Organization and Compensation Committee, or the Board. However, the Board and the Organization and Compensation Committee, which is responsible for designing and administering the Group's executive compensation programs, value the opinions expressed by stockholders in their vote on this proposal and will consider the outcome of the vote when making future compensation decisions for named executive officers. After consideration of the vote of stockholders at the 2011 Annual Meeting of Stockholders and other factors, the Board decided to hold advisory votes on the approval of executive compensation annually until the next advisory vote on frequency occurs. Unless the Board modifies its policy on the frequency of future votes, the next advisory vote to approve the 2015 executive compensation will be held at the 2016 Annual Meeting.

**Vote Required**

Approval of Proposal No. 2 requires the affirmative vote of a majority of the shares present or represented by proxy and entitled to vote at the Annual Meeting.

**Recommendation of the Board**

Our Board of Directors unanimously recommends that you vote "FOR" this proposal.

[Table of Contents](#)**REPORT OF THE AUDIT COMMITTEE**

The Audit Committee oversees the Group's financial reporting process on behalf of the Board of Directors. The Audit Committee's purpose and responsibilities are set forth in the Audit Committee Charter. The current charter is available on the Group's website at <http://www.calwatergroup.com>. The Audit Committee consists of four members, each of whom meet the New York Stock Exchange standards for independence and the Sarbanes-Oxley Act independence standards for Audit Committee membership, and two of the Audit Committee's four members meet the requirements of an Audit Committee financial expert. During 2014, the Audit Committee met five times.

The Group's management has primary responsibility for preparing the Group's financial statements and the overall reporting process, including the Group's system of internal controls. Deloitte & Touche LLP, the Group's independent registered public accounting firm, audited the financial statements prepared by the Group and expressed their opinion that the financial statements fairly present the Group's financial position, results of operations, and cash flows in conformity with generally accepted accounting principles. Deloitte & Touche LLP also determined that the Group maintained, in all material respects, effective internal control over financial reporting as of December 31, 2014.

In connection with the December 31, 2014 financial statements, the Audit Committee:

- (1) Reviewed and discussed the audited financial statements with management and Deloitte & Touche LLP;
- (2) Discussed with Deloitte & Touche LLP the matters required to be discussed under applicable rules of the Public Company Accounting Oversight Board;
- (3) Received from Deloitte & Touche LLP the written disclosures and the letter required by applicable rules of the Public Company Accounting Oversight Board regarding the firm's communications with the Audit Committee concerning independence, and also discussed with Deloitte & Touche LLP the firm's independence, and considered whether the firm's provision of non-audit services and the fees and costs billed for those services are compatible with Deloitte & Touche LLP's independence; and
- (4) Met privately with Deloitte & Touche LLP and the Group's internal auditor, each of whom has unrestricted access to the Audit Committee, without management present, and discussed their evaluations of the Group's internal controls and overall quality of the Group's financial reporting and accounting principles used in preparation of financial statements. The Committee also met privately with the Group's President & CEO, the CFO and the Controller to discuss the same issues.

Based upon these reviews and discussions, the Audit Committee recommended to the Board that the audited financial statements be included in the annual report on Form 10-K to be filed with the Securities and Exchange Commission.

**AUDIT COMMITTEE**

George A. Vera, Committee Chair  
Edwin A. Guiles  
Richard P. Magnuson  
Linda R. Meier

[Table of Contents](#)**RELATIONSHIP WITH THE INDEPENDENT REGISTERED PUBLIC ACCOUNTING FIRM**

The Audit Committee is directly responsible for the appointment, compensation, retention, and oversight of the Group's independent registered public accounting firm. The Audit Committee evaluates the selection of the independent registered accounting firm each year. In addition, the Audit Committee considers the independence of the independent registered public accounting firm each year and periodically considers whether there should be a regular rotation of the independent registered public auditing firm. The Audit Committee also is involved in considering the selection of Deloitte & Touche LLP's lead engagement partner when rotation is required.

Deloitte & Touche LLP has served as the Group's independent auditor since fiscal 2008. After careful consideration of a number of factors, including the length of time the firm has served in this role, the firm's past performance, and an assessment of the firm's qualifications and resources, the Audit Committee has selected Deloitte & Touche LLP to serve as the Group's independent registered public accounting firm for the year ending December 31, 2015. The Committee's selection of Deloitte & Touche LLP as the Group's independent registered public accounting firm is being submitted for ratification by vote of the stockholders at this Annual Meeting.

The following fees relate to services provided by Deloitte & Touche LLP, the Group's independent registered public accounting firm for fiscal years 2013 and 2014.

<b>Category of Services</b>	<b>2013</b>	<b>2014</b>
Audit Fees <sup>(1)</sup>	\$1,405,189	\$1,342,300
Audit-Related Fees <sup>(2)</sup>	0	525,000
Tax Fees	0	0
All Other Fees	0	0
<b>Total</b>	<b>1,405,189</b>	<b>1,867,300</b>

- (1) The audit services included audits of the Group's annual financial statements for the years ended December 31, 2013 and 2014, and quarterly reviews of the Group's interim financial statements. Included also are fees related to the audit of the effectiveness of internal control over financial reporting.
- (2) Services include assurance and related services by the independent registered public accounting firm that are reasonably related to the performance of the audit or review of the Group's financial statements and are not reported under "Audit Fees."

Fees reported in the above table are those billed or expected to be billed for audit services related to that fiscal year and for other services rendered during that fiscal year.

The Audit Committee is responsible for overseeing audit fee negotiations associated with the retention of Deloitte & Touche LLP for the audit of the Group. Additionally, it is the policy of the Audit Committee, as set forth in its charter, to approve in advance all audit and permissible non-audit services to be provided by the independent registered public accounting firm, as well as related fees. Under applicable law, the Audit Committee may delegate preapproval authority to one or more of its members, and any fees preapproved in this manner must be reported to the Audit Committee at its next scheduled meeting.

[Table of Contents](#)**PROPOSAL NO. 3 – RATIFICATION OF SELECTION OF DELOITTE & TOUCHE LLP  
AS INDEPENDENT REGISTERED PUBLIC ACCOUNTING FIRM FOR 2015**

After consideration, and as a matter of good corporate governance, the Board is requesting stockholder ratification of Deloitte & Touche LLP as the independent registered public accounting firm, to audit the Group's books, records, and accounts for the year ending December 31, 2015. The members of the Audit Committee and the Board believe that the continued retention of Deloitte & Touche LLP to serve as the Group's independent registered public accounting firm is in the best interests of the Group and its investors. Following the recommendation of the Audit Committee, the Board recommends a vote FOR the adoption of this proposal. Representatives of Deloitte & Touche LLP will be present at the meeting to answer questions and will have an opportunity to make a statement if they desire to do so. If the stockholders do not ratify this appointment, the Audit Committee will reconsider the selection of the independent registered public accounting firm.

**Vote Required**

Ratification of the selection of the independent registered public accounting firm for 2015 requires the affirmative vote of a majority of the shares present in person or represented by proxy and entitled to vote at the Annual Meeting.

**Recommendation of the Board**

Our Board of Directors unanimously recommends that you vote "FOR" this proposal.

[Table of Contents](#)**OTHER MATTERS****Adjournment**

Notice of adjournment need not be given if the date, time, and place thereof are announced at the Annual Meeting at which the adjournment is taken. However, if the adjournment is for more than 30 days, or if a new record date is fixed for the adjourned Annual Meeting, a notice of the adjourned Annual Meeting will be given to each stockholder entitled to vote at the Annual Meeting. At adjourned annual meetings, any business may be transacted that might have been transacted at the original Annual Meeting.

**Cost of Proxy Solicitation**

The Group will bear the entire cost of preparing, assembling, printing, and mailing this Proxy Statement, the proxies, and any additional materials which may be furnished by the Board to stockholders. The solicitation of proxies will be made by the use of the U.S. Postal Service and also may be made by telephone, or personally, by directors, officers, and regular employees of the Group, who will receive no extra compensation for such services. Morrow & Company, LLC, 470 West Avenue, Stamford, CT 06902 was hired to assist in the distribution of proxy materials and solicitation of votes for a \$9,000 fee, plus distribution expenses. The Group will reimburse brokerage houses and other custodians, nominees, and fiduciaries for their reasonable out-of-pocket expenses for forwarding proxy and solicitation materials to stockholders.

**Other Matters**

The Board is not aware of any other matters to come before the Annual Meeting. If any other matters should be brought before the meeting or any adjournment or postponement thereof, upon which a vote properly may be taken, the proxy holders will vote in their discretion unless otherwise provided in the proxies. The report of the Organization and Compensation Committee, and the report of the Audit Committee, are not to be considered as incorporated by reference into any other filings that the Group makes with the SEC under the Securities Act of 1933, as amended, or the Securities Exchange Act of 1934, as amended. These portions of this Proxy Statement are not a part of any of those filings unless otherwise stated in those filings.

**Code of Ethics**

The Group has adopted written codes of ethics for all directors, officers, and employees. The codes are posted on the Group's website at <http://www.calwatergroup.com>. The codes are also available in written form upon request to the Corporate Secretary, California Water Service Group, 1720 North First Street, San Jose, California 95112-4598.

**Stockholders Sharing an Address**

The SEC allows the Group to deliver a single proxy statement and annual report to an address shared by two or more of our stockholders. This delivery method, referred to as "householding," can result in significant cost savings for the Group. In order to take advantage of this opportunity, banks and brokerage firms that hold shares for stockholders who are the beneficial owners, but not the record holders, of the Group's shares, have delivered only one proxy statement and annual report to multiple stockholders who share an address, unless one or more of the stockholders has provided contrary instructions. For stockholders who are the record holders of the Group's shares, the Group may follow a similar process absent contrary instructions. The Group will deliver promptly, upon written or oral request, a separate copy of the proxy statement and annual report to a stockholder at a shared address to which a single



[Table of Contents](#)

copy of the documents was delivered. A stockholder who wishes to receive a separate copy of the proxy statement and annual report, now or in the future, may obtain one, without charge, by addressing a request to the Corporate Secretary, California Water Service Group, 1720 North First Street, San Jose, California 95112-4598 or calling (408) 367-8200. Stockholders of record sharing an address who are receiving multiple copies of proxy materials and annual reports and wish to receive a single copy of such materials in the future should submit their request by contacting the Group in the same manner. If you are the beneficial owner, but not the record holder, of the Group's shares and wish to receive only one copy of the proxy statement and annual report in the future, you will need to contact your broker, bank, or other nominee to request that only a single copy of each document be mailed to all stockholders at the shared address in the future.

**Copies of Annual Report on Form 10-K**

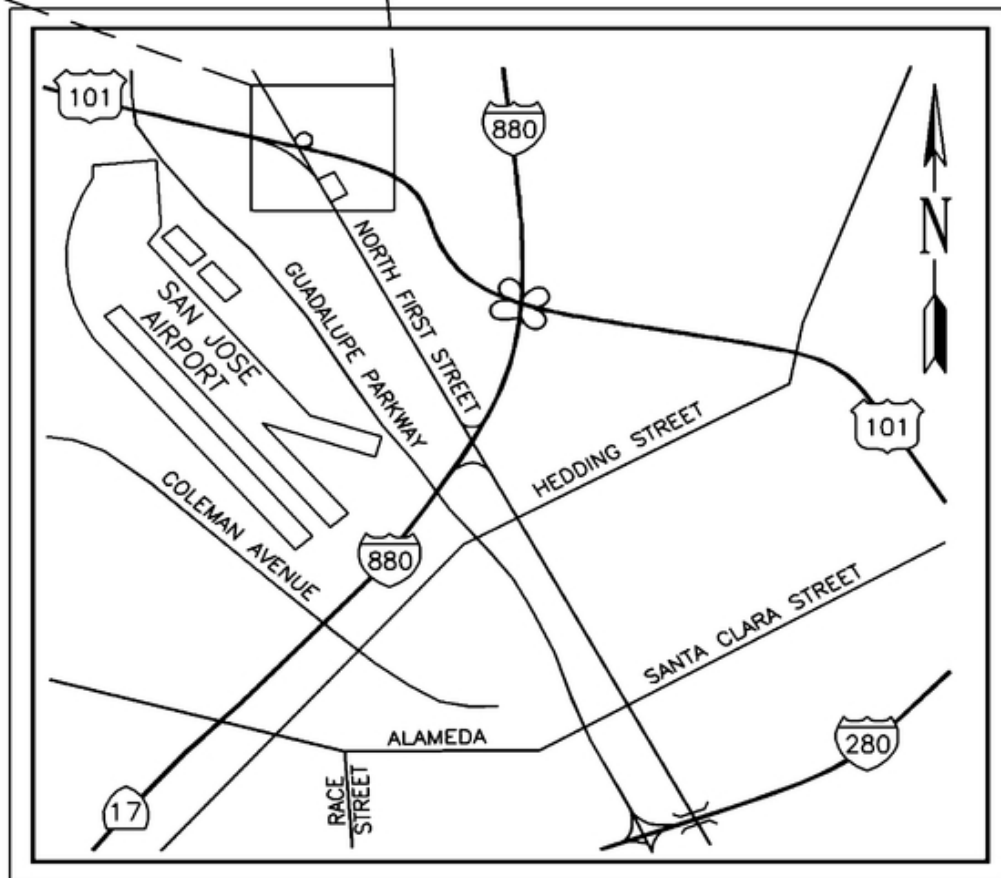
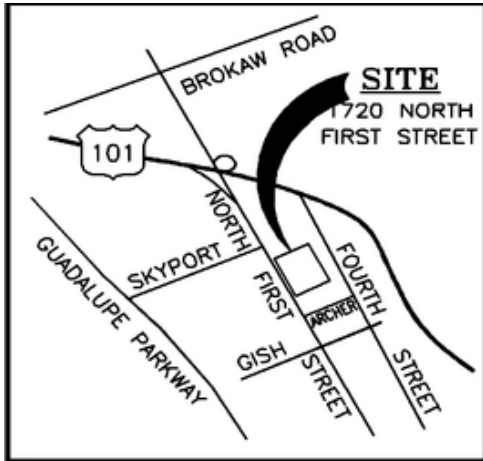
The Group, upon request, will furnish to record and beneficial holders of its common stock, free of charge, a copy of its Annual Report on Form 10-K (including financial statements and schedules but without exhibits) for fiscal year 2014. Copies of exhibits to Form 10-K also will be furnished upon request for a payment of a fee of \$0.50 per page. All requests should be directed to the Corporate Secretary, California Water Service Group, 1720 North First Street, San Jose, California 95112-4598.

Electronic copies of the Group's Form 10-K, including exhibits and this Proxy Statement will be available on the Group's website at <http://www.calwatergroup.com>.

**Disclaimer Regarding Website**

The information contained on the Group's website is not to be deemed included or incorporated by reference into this Proxy Statement.

[Table of Contents](#)



**California Water Service Group**  
California Water Service Company,  
Hawaii Water Service Company,  
New Mexico Water Service Company,  
Washington Water Service Company,  
CWS Utility Services, and  
HWS Utility Services  
1720 North First Street  
San Jose, CA 95112-4598  
(408) 367-8200



**CALIFORNIA WATER SERVICE GROUP**  
**ATTN: MICHELLE MORTENSEN**  
**1720 NORTH FIRST STREET**  
**SAN JOSE, CA 95112-4598**

**VOTE BY INTERNET - [www.proxyvote.com](http://www.proxyvote.com)**

Use the Internet to transmit your voting instructions and for electronic delivery of information up until 11:59 P.M. Eastern Time the day before the cut-off date or meeting date. Have your proxy card in hand when you access the web site and follow the instructions to obtain your records and to create an electronic voting instruction form.

**ELECTRONIC DELIVERY OF FUTURE PROXY MATERIALS**

If you would like to reduce the costs incurred by our company in mailing proxy materials, you can consent to receiving all future proxy statements, proxy cards, and annual reports electronically via e-mail or the Internet. To sign up for electronic delivery, please follow the instructions above to vote using the Internet and, when prompted, indicate that you agree to receive or access proxy materials electronically in future years.

**VOTE BY PHONE - 1-800-690-6903**

Use any touch-tone telephone to transmit your voting instructions up until 11:59 P.M. Eastern Time the day before the cut-off date or meeting date. Have your proxy card in hand when you call and then follow the instructions.

**VOTE BY MAIL**

Mark, sign, and date your proxy card and return it in the postage-paid envelope we have provided or return it to Vote Processing, c/o Broadridge, 51 Mercedes Way, Edgewood, NY 11717.

TO VOTE, MARK BLOCKS BELOW IN BLUE OR BLACK INK AS FOLLOWS:

M90700-P60393

KEEP THIS PORTION FOR YOUR RECORDS  
 DETACH AND RETURN THIS PORTION ONLY

THIS PROXY CARD IS VALID ONLY WHEN SIGNED AND DATED.

CALIFORNIA WATER SERVICE GROUP			
The Board of Directors recommends you vote FOR the following proposals:			
1. Election of Directors			
<b>Nominees:</b>	<b>For</b>	<b>Against</b>	<b>Abstain</b>
1a. Terry P. Bayer	<input type="checkbox"/>	<input type="checkbox"/>	<input type="checkbox"/>
1b. Edwin A. Giles	<input type="checkbox"/>	<input type="checkbox"/>	<input type="checkbox"/>
1c. Bonnie G. Hill	<input type="checkbox"/>	<input type="checkbox"/>	<input type="checkbox"/>
1d. Martin A. Kropelnicki	<input type="checkbox"/>	<input type="checkbox"/>	<input type="checkbox"/>
1e. Thomas M. Krummel, M.D.	<input type="checkbox"/>	<input type="checkbox"/>	<input type="checkbox"/>
1f. Richard P. Magnuson	<input type="checkbox"/>	<input type="checkbox"/>	<input type="checkbox"/>
1g. Linda R. Meier	<input type="checkbox"/>	<input type="checkbox"/>	<input type="checkbox"/>
1h. Peter C. Nelson	<input type="checkbox"/>	<input type="checkbox"/>	<input type="checkbox"/>
1i. Lester A. Snow	<input type="checkbox"/>	<input type="checkbox"/>	<input type="checkbox"/>
1j. George A. Vera	<input type="checkbox"/>	<input type="checkbox"/>	<input type="checkbox"/>
			<b>For Against Abstain</b>
			2. ADVISORY VOTE TO APPROVE EXECUTIVE COMPENSATION. <input type="checkbox"/> <input type="checkbox"/> <input type="checkbox"/>
			3. RATIFICATION OF SELECTION OF DELOITTE & TOUCHE LLP AS INDEPENDENT REGISTERED PUBLIC ACCOUNTING FIRM FOR 2015. <input type="checkbox"/> <input type="checkbox"/> <input type="checkbox"/>
<p><b>NOTE:</b> I authorize the proxies to vote according to their discretion on any other matters that properly come before the Annual Meeting or any adjournment or postponement thereof.</p>			
<p>Please sign exactly as your name(s) appear(s) hereon. When signing as attorney, executor, administrator, or other fiduciary, please give full title as such. Joint owners should each sign personally. All holders must sign. If a corporation or partnership, please sign in full corporate or partnership name by authorized officer.</p>			
<input type="text"/>	<input type="text"/>	<input type="text"/>	<input type="text"/>
Signature [PLEASE SIGN WITHIN BOX]	Date	Signature (Joint Owners)	Date

**Important Notice Regarding the Availability of Proxy Materials for the Stockholders Meeting to be Held on May 27, 2015:**

The Annual Report, 10-K, and Proxy Statement are available at [www.proxyvote.com](http://www.proxyvote.com).

M90701-P60393

**CALIFORNIA WATER SERVICE GROUP  
THIS PROXY IS SOLICITED ON BEHALF OF THE BOARD OF DIRECTORS**

MARTIN A. KROPELNICKI and MICHELLE R. MORTENSEN, and each of them with full power of substitution, are hereby authorized to vote, as designated on the reverse side, all the shares of California Water Service Group common stock of the undersigned at the Annual Meeting of Stockholders of California Water Service Group to be held at the executive office, 1720 North First Street, San Jose, California on May 27, 2015 at 9:30 a.m., or at any adjournment or postponement thereof. By my signature on the reverse side of this proxy, I acknowledge that I have received a copy of the notice of meeting and proxy statement relating to this meeting and of the Group's most recent Annual Report to Stockholders.

THIS PROXY, WHEN PROPERLY EXECUTED, WILL BE VOTED IN THE MANNER DIRECTED HEREIN BY THE UNDERSIGNED STOCKHOLDER(S). **IF NO DIRECTION IS MADE, THIS PROXY WILL BE VOTED FOR THE ELECTION OF ALL DIRECTORS, FOR PROPOSAL 2, AND FOR PROPOSAL 3.**

**Please date, sign, and mail as soon as possible in the enclosed envelope.**

Continued and to be signed on reverse side

# ATTACHMENT C

*This page intentionally left blank.*

**Total Company  
2015 General Rate Case  
COMPARISON EXHIBIT  
TABLE 1-A**

Last Adopted  
Summary of  
Earnings  
Advice Letter 2150B

	<u>Step &amp; SRM</u>		<u>Change</u>	<u>Change %</u>	<u>% Increase in Overall Revenue</u>	
	<u>2017</u>	<u>filing</u>				
OPERATING REVENUES	\$669,439.8	\$557,082.8	\$112,357.0	20.17%	20.2%	revenue increase
At Current Rates	\$585,670.6	0.0	19.184%		14.3%	rate increase
OPERATING EXPENSES	14.30%					Leona
PURCHASED WATER	\$194,143.3	\$154,291.4	\$39,851.9	25.83%	7.2%	
PUMP TAX	\$16,043.8	\$13,762.0	\$2,281.9	16.58%	0.4%	
PURCHASED POWER	\$23,999.7	\$20,475.6	\$3,524.1	17.21%	0.6%	5 years avg. Addition of VFD and power inc by 100%+
CHEMICALS	\$2,569.5	\$2,980.2	(\$410.7)	-13.78%	-0.1%	
PAYROLL -- DISTRICT	\$45,907.3	\$62,907.4	(\$17,000.1)	-27.02%	-3.1%	
UNCOLLECTIBLES	\$1,808.9	\$2,119.8	(\$311.0)	-14.67%	-0.1%	
CONSERVATION	\$9,289.8	\$6,065.3	\$3,224.6	53.16%	0.6%	
OTHER OPERATION AND MAINTENANCE	\$33,457.0	\$35,181.4	(\$1,724.4)	-4.90%	-0.3%	
DISTRICT EMPLOYEE BENEFITS	\$27,129.4	\$45,031.4	(\$17,902.1)	-39.75%	-3.2%	
OTHER ADMIN AND GEN. EXP.	\$4,396.9	\$38,896.1	(\$34,499.2)	-88.70%	-6.2%	
TOTAL O. & M., A. & G., & MISC. EXP.	\$358,745.6	\$381,710.5	(\$22,964.9)	-6.02%	-4.1%	
TAXES OTHER THAN INCOME						
AD VALOREM TAXES	\$12,536.0	\$9,250.7	\$3,285.4	35.51%	0.6%	
BUSINESS LICENSE FEE	\$1,402.2	\$962.5	\$439.7	0.00%	0.1%	
LOCAL FRANCHISE TAXES	\$4,104.4	\$2,545.6	\$1,558.8	61.23%	0.3%	
PAYROLL TAXES	\$5,370.8	\$5,332.8	\$37.9	0.71%	0.0%	
TOTAL GENERAL TAXES	\$23,413.4	\$18,091.6	\$5,321.7	29.42%	1.0%	
DEPRECIATION	\$67,790.8	\$49,628.1	\$18,162.7	36.60%	3.3%	
G.O. PRORATED EXPENSES:						
Payroll		\$76.2	(\$76.2)	-100.00%	0.0%	
Benefits		\$59.4	(\$59.4)	-100.00%	0.0%	
PAYROLL AND BENEFITS	\$44,527.6	\$35,487.2	\$9,040.4	25.48%	1.6%	
AD VALOREM TAXES	\$1,166.9	\$631.2	\$535.7	84.87%	0.1%	
PAYROLL TAXES	\$1,979.5	\$2,194.9	(\$215.4)	-9.81%	0.0%	
DEPRECIATION	\$12,748.6	\$6,490.3	\$6,258.3	96.43%	1.12%	
OTHER PRORATED EXPENSES	\$22,193.1	\$19,856.2	\$2,336.9	11.77%	0.4%	
TOTAL G.O. PRORATED EXPENSES	\$82,615.7	\$64,795.4	\$17,820.4	27.50%	3.2%	
SUB -- TOTAL -- OPERATING EXPENSES	\$532,565.5	\$514,225.6	\$18,339.9	3.57%	3.3%	
TOTAL INCOME TAXES:	\$38,323.0	\$52,146.3	(\$13,823.3)	-26.51%	-2.5%	
TOTAL OPERATING EXPENSES	\$494,242.5	\$462,079.4	\$32,163.2	6.96%	5.8%	
NET OPERATING REVENUE	\$175,197.3	\$95,003.4	\$80,193.8	84.41%	14.4%	
DEPRECIATED RATE BASE	\$1,252,457.7	\$766,896.6	\$485,561.0	63.32%	130.0%	15.76%      1 st most significant
RATE OF RETURN	13.99%	12.39%	1.60%	12.92%	\$87,818.68	0.781604044



**ANTELOPE VALLEY DISTRICT**  
**2015 General Rate Case**  
**COMPARISON EXHIBIT**  
**(Dollars in Thousands)**  
 Last Adopted  
 Summary of  
 Earnings  
 Advice Letter 2174

	<u>2017</u>	<u>RBO</u>	<u>Change</u>	<u>Change %</u>	<u>% Increase in Overall Revenue</u>	
OPERATING REVENUES	\$3,407.8	\$2,448.0		\$959.8	39.21%	
At Current Rates	2,486.3	\$0.0		38.604%	39.2% revenue increase	
OPERATING EXPENSES	37.06%				37.1% rate increase	Leona
PURCHASED WATER	\$56.1	\$30.3		\$25.8	85.21%	1.1%
PUMP TAX	\$0.0	\$0.0		\$0.0	0.00%	0.0%
PURCHASED POWER	\$124.6	\$49.1		\$75.5	153.66%	3.1%
CHEMICALS	\$1.1	\$0.7		\$0.4	50.57%	0.0%
PAYROLL -- DISTRICT	\$322.9	\$319.9		\$3.0	0.92%	0.1%
UNCOLLECTIBLES	\$25.7	\$18.8		\$6.9	36.50%	0.3%
CONSERVATION	\$44.8	\$20.5		\$24.3	118.79%	1.0%
OTHER OPERATION AND MAINTENANCE	\$355.5	\$346.4		\$9.1	2.62%	0.4%
DISTRICT EMPLOYEE BENEFITS	\$227.0	\$115.9		\$111.1	95.83%	4.5%
OTHER ADMIN AND GEN. EXP.	\$54.1	\$25.2		\$29.0	114.98%	1.2%
TOTAL O. & M., A. & G., & MISC. EXP.	\$1,211.7	\$926.9		\$284.9	30.74%	11.6%
TAXES OTHER THAN INCOME						
AD VALOREM TAXES	\$116.1	\$105.5		\$10.6	10.03%	0.4%
BUSINESS LICENSE FEE	\$0.0	\$0.0		\$0.0	0.00%	0.0%
LOCAL FRANCHISE TAXES	\$18.8	\$2.7		\$16.1	596.54%	0.7%
PAYROLL TAXES	\$25.0	\$12.6		\$12.4	97.75%	0.5%
TOTAL GENERAL TAXES	\$159.9	\$120.8		\$39.1	32.33%	1.6%
DEPRECIATION	\$511.3	\$402.8		\$108.4	26.92%	4.4%
G.O. PRORATED EXPENSES:						
PAYROLL AND BENEFITS	\$227.0	\$140.2		\$86.8	61.93%	3.5%
AD VALOREM TAXES	\$6.0	\$2.5		\$3.5	139.71%	0.1%
PAYROLL TAXES	\$10.1	\$8.7		\$1.4	16.47%	0.1%
DEPRECIATION	\$53.1	27.3		\$25.8	94.51%	1.05%
OTHER PRORATED EXPENSES	\$9.5	(\$0.7)		\$10.2	-1411.51%	0.4%
TOTAL G.O. PRORATED EXPENSES	\$305.7	\$177.9		\$127.7	71.79%	5.2%
SUB -- TOTAL -- OPERATING EXPENSES	\$2,188.6	\$1,628.4		\$560.1	34.40%	22.9%
TOTAL INCOME TAXES:	\$347.9	\$265.7		\$82.3	30.97%	3.4%
TOTAL OPERATING EXPENSES	\$2,536.5	\$1,894.1		\$642.4	33.91%	26.2%
NET OPERATING REVENUE	\$871.3	\$553.9		\$317.5	57.32%	13.0%
DEPRECIATED RATE BASE	\$10,972.2	\$7,977.3		\$2,994.9	37.54%	\$518.75
RATE OF RETURN	7.94%	6.94%		1.00%	14.36%	\$518.75
						21.19%
						0.540455971
						1 st most significant

**BEAR GULCH DISTRICT  
COMPARISON EXHIBIT  
(Thousands of Dollars)**

Last Adopted  
Summary of  
Earnings  
Advice Letter  
2181

	<u>2017</u>	<u>Purchased Water Offset</u>	<u>Change</u>	<u>Change %</u>	<u>% Increase in Overall Revenue Requirement</u>
OPERATING REVENUES	\$55,029.6	\$47,608.1	\$7,421.5	15.59%	15.59% Revenue Change
At Current Rates	\$49,244.4		15.07%		11.75% Rate Change
OPERATING EXPENSES					
PURCHASED WATER	24,903.1	\$25,465.8	(\$562.7)	-2.21%	-1.18%
GROUNDWATER EXTRACTION CHARGE	0.0	\$0.0	\$0.0		0.00%
PURCHASED POWER	754.0	\$843.4	(\$89.4)	-10.60%	-0.19%
PURCHASED CHEMICALS	107.8	\$86.1	\$21.6	25.14%	0.05%
PAYROLL -- DISTRICT	2,375.5	\$2,277.5	\$98.0	4.30%	0.21%
UNCOLLECTIBLES	43.0	\$41.2	\$1.7	4.23%	0.00%
CONSERVATION	584.3	\$540.9	\$43.3	8.01%	0.09%
OTHER OPERATION AND MAINTENANCE	2,019.7	\$2,239.6	(\$220.0)	-9.82%	-0.46%
DISTRICT EMPLOYEE BENEFITS	1,461.9	\$1,286.1	\$175.8	13.67%	0.37%
OTHER ADMIN AND GEN. EXP.	432.6	\$347.1	\$85.6	24.65%	0.18%
TOTAL O. & M., A. & G., & MISC. EXP.	32,681.7	\$33,127.8	(\$446.1)	-1.35%	<b>-0.94%</b>
TAXES OTHER THAN INCOME					
AD VALOREM TAXES	910.6	\$689.4	\$221.1	32.07%	0.46%
BUSINESS LICENSE FEE	57.9	\$28.3	\$29.6	104.33%	0.06%
LOCAL FRANCHISE TAXES	461.5	\$384.1	\$77.4	20.15%	0.16%
PAYROLL TAXES	183.0	\$161.0	\$22.0	13.65%	0.05%
TOTAL GENERAL TAXES	1,613.0	\$1,262.9	\$350.1	27.72%	<b>0.74%</b>
DEPRECIATION	4,712.5	\$2,923.5	\$1,789.0	61.19%	<b>3.76%</b>
G.O. PRORATED EXPENSES:					
Payroll	1,574.8	\$0.0	\$1,574.8	#DIV/0!	3.31%
Benefits	1,067.9	\$0.0	\$1,067.9	#DIV/0!	2.24%
PAYROLL AND BENEFITS	2,642.7	\$2,200.0	\$442.7	20.12%	0.93%
AD VALOREM TAXES	68.3	\$38.7	\$29.6	76.34%	0.06%
PAYROLL TAXES	115.8	\$136.1	(\$20.3)	-14.90%	-0.04%
DEPRECIATION	609.4	\$360.2	\$249.2	69.18%	0.52%
OTHER PRORATED EXPENSES	1,623.6	\$1,121.5	\$502.1	44.77%	1.05%
TOTAL G.O. PRORATED EXPENSES	5,059.8	\$3,856.5	\$1,203.3	31.20%	<b>2.53%</b>
SUB -- TOTAL -- OPERATING EXPENSES	44,067.0	\$41,170.7	\$2,896.3	7.03%	6.08%
TOTAL INCOME TAXES:	3,232.5	\$1,779.0	\$1,453.5	81.71%	<b>3.05%</b>
TOTAL OPERATING EXPENSES	47,299.5	\$42,949.7	\$4,349.8	10.13%	9.14%
NET OPERATING REVENUE	7,730.1	\$4,658.4	\$3,071.7	65.94%	<b>6.45%</b>
DEPRECIATED RATE BASE	97,851.9	\$63,350.5	\$34,501.4	54.46%	\$6,535.3
RATE OF RETURN	7.90%	7.35%	0.55%	7.43%	13.73%

BAKERSFIELD DISTRICT  
COMPARISON EXHIBIT  
(Dollars in Thousands)

Last Adopted  
Summary of  
Earnings  
Advice Letter 2175

	2017	RBO	Change	Change %	% Increase in Overall Revenue Requirement	
OPERATING REVENUES	\$79,845.9	\$71,993.0	\$7,852.9	10.91%	10.91%	revenue increase
At Current Rates	\$73,421.7		10.696%		8.75%	rate increase
OPERATING EXPENSES						
PURCHASED WATER	\$11,100.6	\$8,122.4	\$2,978.3	36.67%	4.14%	2
PUMP TAXES	\$1,579.3	\$1,669.7	(\$90.4)	-5.41%	-0.13%	
PURCHASED POWER	\$6,847.9	\$6,072.5	\$775.4	12.77%	1.08%	4
PURCHASED CHEMICALS	\$333.6	\$1,040.5	(\$706.9)	-67.94%	-0.98%	
PAYROLL -- DISTRICT	\$5,801.4	\$6,705.1	(\$903.7)	-13.48%	-1.26%	
UNCOLLECTIBLES	\$504.7	\$745.1	(\$240.4)	-32.27%	-0.33%	
CONSERVATION	\$906.7	\$572.6	\$334.1	58.34%	0.46%	
OTHER OPERATION AND MAINTENANCE	\$5,313.7	\$4,790.0	\$523.6	10.93%	0.73%	
DISTRICT EMPLOYEE BENEFITS	\$4,311.0	\$5,665.2	(\$1,354.2)	-23.90%	-1.88%	
OTHER ADMIN AND GEN. EXP.	(\$1,079.4)	(\$244.7)	(\$834.7)	341.13%	-1.16%	
TOTAL O. & M., A. & G., & MISC. EXP.	\$35,619.5	\$35,138.5	\$481.1	1.37%	0.67%	
TAXES OTHER THAN INCOME						
AD VALOREM TAXES	\$1,481.8	\$1,441.7	\$40.0	2.78%	0.06%	
BUSINESS LICENSE FEE	\$0.0	\$0.0	\$0.0	0.00%	0.00%	
LOCAL FRANCHISE TAXES	\$1,061.2	\$800.1	\$261.1	32.63%	0.36%	
PAYROLL TAXES	\$510.9	\$364.0	\$147.0	40.39%	0.20%	
TOTAL GENERAL TAXES	\$3,053.9	\$2,605.8	\$448.1	17.20%	0.62%	
DEPRECIATION	\$10,529.2	\$9,209.9	\$1,319.3	14.32%	1.83%	
G.O. PRORATED EXPENSES:						
Payroll	\$3,866.8	\$0.0	\$3,866.8	#DIV/0!	5.37%	
Benefits	\$2,688.3	\$0.0	\$2,688.3	#DIV/0!	3.73%	
PAYROLL AND BENEFITS	\$6,555.1	\$5,845.4	\$709.7	12.14%	0.99%	5
AD VALOREM TAXES	\$171.9	\$104.9	\$67.0	63.87%	0.09%	
PAYROLL TAXES	\$291.6	\$361.5	(\$69.9)	-19.34%	-0.10%	
DEPRECIATION	\$1,534.5	1,161.1	\$373.4	32.16%	0.52%	
OTHER PRORATED EXPENSES	\$4,088.2	\$2,750.4	\$1,337.8	48.64%	1.86%	3
TOTAL G.O. PRORATED EXPENSES	\$12,641.3	\$10,223.3	\$2,418.0	23.65%	3.36%	
SUB -- TOTAL -- OPERATING EXPENSES	\$61,843.9	\$57,177.5	\$4,666.5	8.16%	6.48%	
TOTAL INCOME TAXES:	\$5,102.7	\$4,229.9	\$872.7	20.63%	1.21%	
TOTAL OPERATING EXPENSES	\$66,946.6	\$61,407.4	\$5,539.2	9.02%	7.69%	
NET OPERATING REVENUE	\$12,899.3	\$10,585.6	\$2,313.7	21.86%	3.21%	
DEPRECIATED RATE BASE	\$162,459.8	\$133,338.2	\$29,121.6	21.84%	\$4,545.8	6.31% 1 st most significant
RATE OF RETURN	7.94%	7.94%	0.00%	0.01%		

**BAYSHORE DISTRICT  
COMPARISON EXHIBIT**

\$ IN THOUSANDS

		Last Adopted Summary of Earnings Advice Letter 2180			<u>% Increase in Overall Revenue Requirement</u>
	<u>2017</u>	<u>2015</u>	<u>Change</u>	<u>Change %</u>	
OPERATING REVENUES	\$83,210.6	\$76,858.6	\$6,352.1	8.26%	8.26% Revenue Change
At Current Rates	73,976.1		8.59%		12.48% Rate Change
OPERATING EXPENSES					
PURCHASED WATER	\$43,037.6	\$46,513.2	(\$3,475.6)	-7.47%	-4.52%
GROUNDWATER EXTRACTION CHARGE	\$0.0	\$0.0	\$0.0		0.00%
PURCHASED POWER	\$634.2	\$835.0	(\$200.8)	-24.05%	-0.26%
PURCHASED CHEMICALS	\$216.0	\$46.2	\$169.8	367.99%	0.22%
PAYROLL -- DISTRICT	\$3,311.9	\$3,127.9	\$184.0	5.88%	0.24%
UNCOLLECTIBLES	\$68.2	\$102.8	(\$34.6)	-33.62%	-0.04%
CONSERVATION	\$1,060.3	\$1,035.2	\$25.1	2.42%	0.03%
OTHER OPERATION AND MAINTENANCE	\$2,559.2	\$2,749.5	(\$190.3)	-6.92%	-0.25%
DISTRICT EMPLOYEE BENEFITS	\$2,006.1	\$1,961.7	\$44.4	2.26%	0.06%
OTHER ADMIN AND GEN. EXP.	\$144.0	\$157.2	(\$13.1)	-8.36%	-0.02%
TOTAL O. & M., A. & G., & MISC. EXP.	\$53,037.6	56,528.7	(\$3,491.1)	-6.18%	<b>-4.54%</b>
TAXES OTHER THAN INCOME					
AD VALOREM TAXES	\$1,065.5	730.5	\$334.9	45.85%	0.44%
BUSINESS LICENSE FEE	\$0.0	0.0	\$0.0	0.00%	0.00%
LOCAL FRANCHISE TAXES	\$0.0	0.0	\$0.0	0.00%	0.00%
PAYROLL TAXES	\$249.4	239.7	\$9.7	4.07%	0.01%
TOTAL GENERAL TAXES	\$1,314.9	970.2	\$344.7	35.53%	<b>0.45%</b>
DEPRECIATION	\$6,931.6	3,166.3	\$3,765.3	118.92%	<b>4.90%</b>
G.O. PRORATED EXPENSES:					
PAYROLL AND BENEFITS	\$4,272.2	3,908.9	\$363.3	9.30%	0.47%
AD VALOREM TAXES	\$112.0	68.9	\$43.1	62.57%	0.06%
PAYROLL TAXES	\$190.1	241.7	(\$51.6)	-21.36%	-0.07%
DEPRECIATION	\$1,000.1	760.9	\$239.2	31.44%	0.31%
OTHER PRORATED EXPENSES	\$2,664.4	1,871.7	\$792.7	42.35%	1.03%
TOTAL G.O. PRORATED EXPENSES	\$8,238.8	6,852.0	\$1,386.8	20.24%	<b>1.80%</b>
SUB -- TOTAL -- OPERATING EXPENSES	\$69,522.8	67,517.2	\$2,005.6	2.97%	2.61%
TOTAL INCOME TAXES:	\$4,365.0	2,495.1	\$1,869.9	74.94%	<b>2.43%</b>
TOTAL OPERATING EXPENSES	\$73,887.8	70,012.3	\$3,875.5	5.54%	5.04%
NET OPERATING REVENUE	\$9,322.8	6,846.2	\$2,476.6	36.17%	<b>3.22%</b>
DEPRECIATED RATE BASE	\$117,415.8	86,224.0	\$31,191.9	36.18%	\$8,446.69
RATE OF RETURN	7.94%	7.94%	0.00%	0.00%	10.99%

**CHICO DISTRICT  
COMPARISON EXHIBIT**

**Last  
Adopted  
Summary of  
Earnings  
Advice Letter 2150**

	<u>2017</u>	<u>SRM Rates</u>	<u>Change</u>	<u>Change %</u>	<u>% Increase in Overall Revenue Requirement</u>	<u>Effective July 1, 2017</u>
<b>OPERATING REVENUES</b>	\$25,843.8	\$21,696.5	\$4,147.3	19.12%	19.12%	<b>Revenue Increase</b>
<i>At Current Rates</i>	23,065.9		17,980.0		12.04%	<b>Rate Increase</b>
<b>OPERATING EXPENSES</b>						
	12.04%					
<i>PURCHASED WATER</i>	\$0.0	\$0.0	\$0.0	0.00%	0.00%	
<i>GROUNDWATER EXTRACTION CHARGE</i>	\$0.0	\$0.0	\$0.0	0.00%	0.00%	
<i>PURCHASED POWER</i>	\$1,945.8	\$1,742.9	\$202.9	11.64%	0.94%	
<i>PURCHASED CHEMICALS</i>	\$174.1	\$180.2	(\$6.1)	-3.41%	-0.03%	
<i>PAYROLL -- DISTRICT</i>	\$3,038.6	\$2,801.9	\$236.7	8.45%	1.09%	
<i>UNCOLLECTIBLES</i>	\$49.4	\$49.4	(\$0.1)	-0.17%	0.00%	
<i>CONSERVATION</i>	\$403.4	\$219.0	\$184.4	84.22%	0.85%	
<i>OTHER OPERATION AND MAINTENANCE</i>	\$1,466.6	\$1,554.9	(\$88.4)	-5.68%	-0.41%	
<i>DISTRICT EMPLOYEE BENEFITS</i>	\$1,833.0	\$2,008.5	(\$175.5)	-8.74%	-0.81%	
<i>OTHER ADMIN AND GEN. EXP.</i>	\$126.5	\$102.0	\$24.4	23.94%	0.11%	
<b>TOTAL O. &amp; M., A. &amp; G., &amp; MISC. EXP.</b>	<b>\$9,037.3</b>	<b>8,658.9</b>	<b>\$378.4</b>	<b>4.37%</b>	<b>1.74%</b>	
<b>TAXES OTHER THAN INCOME</b>						
<i>AD VALOREM TAXES</i>	\$713.7	535.9	\$177.8	33.18%	0.82%	
<i>BUSINESS LICENSE FEE</i>	\$31.4	28.5	\$2.9	10.31%	0.01%	
<i>LOCAL FRANCHISE TAXES</i>	\$0.0	0.0	\$0.0	0.00%	0.00%	
<i>PAYROLL TAXES</i>	\$234.5	231.5	\$3.0	1.30%	0.01%	
<b>TOTAL GENERAL TAXES</b>	<b>\$979.6</b>	<b>795.8</b>	<b>\$183.7</b>	<b>23.09%</b>	<b>0.85%</b>	
<b>DEPRECIATION</b>	\$3,911.3	3,224.4	\$686.9	21.30%	3.17%	
<b>G.O. PRORATED EXPENSES:</b>						
<i>PAYROLL AND BENEFITS</i>	\$2,501.0	2,178.2	\$322.8	14.82%	1.49%	
<i>AD VALOREM TAXES</i>	\$65.6	38.4	\$27.2	71.02%	0.13%	
<i>PAYROLL TAXES</i>	\$111.3	134.7	(\$23.4)	-17.40%	-0.11%	
<i>DEPRECIATION</i>	\$585.5	\$420.6	\$164.9	39.21%	0.76%	
<i>OTHER PRORATED EXPENSES</i>	\$1,559.8	1,467.0	\$92.8	6.33%	0.43%	
<b>TOTAL G.O. PRORATED EXPENSES</b>	<b>\$4,823.2</b>	<b>4,238.8</b>	<b>\$584.4</b>	<b>13.79%</b>	<b>2.69%</b>	
<b>SUB -- TOTAL -- OPERATING EXPENSES</b>	<b>\$18,751.4</b>	<b>16,918.0</b>	<b>\$1,833.4</b>	<b>10.84%</b>	<b>8.45%</b>	
<b>TOTAL INCOME TAXES:</b>	\$1,968.7	1,378.7	\$590.0	42.79%	2.72%	
<b>TOTAL OPERATING EXPENSES</b>	\$20,720.1	18,296.7	\$2,423.4	13.25%	11.17%	
<b>NET OPERATING REVENUE</b>	\$5,123.7	3,399.8	\$1,723.9	50.71%	7.95%	14.65%
<b>DEPRECIATED RATE BASE</b>	\$64,530.8	48,116.0	\$16,414.7	34.11%	75.66%	
<b>RATE OF RETURN</b>	7.94%	7.07%	0.87%	12.37%	\$3,178.6	

**DIXON DISTRICT  
COMPARISON EXHIBIT  
(Dollars in Thousands)**

Last Adopted  
Summary of  
Earnings  
Advice Letter 2149

	<u>2017</u>	<u>2014 escalation</u>	<u>Change</u>	<u>Change %</u>	<u>% Increase in Overall Revenue Requirement</u>	
OPERATING REVENUES	\$3,857.0	\$3,057.2	\$799.8	26.16%	26.2%	Revenue Increase Rate
At Current Rates	3,030.2		26.393%		27.3%	Increase Rate
OPERATING EXPENSES						26.2% Revenue Increase
PURCHASED WATER	\$0.0	\$0.0	\$0.0	0.00%	0.00%	
GROUNDWATER EXTRACTION CHARGE	\$0.0	\$0.0	\$0.0	0.00%	0.00%	
PURCHASED POWER	\$124.2	\$154.3	(\$30.1)	-19.49%	-0.98%	
PURCHASED CHEMICALS	\$12.9	\$12.3	\$0.6	4.67%	0.02%	
PAYROLL -- DISTRICT	\$322.9	\$295.7	\$27.2	9.19%	0.89%	
UNCOLLECTIBLES	\$13.6	\$14.4	(\$0.8)	-5.23%	-0.02%	
CONSERVATION	\$44.4	\$11.6	\$32.8	282.88%	1.07%	
OTHER OPERATION AND MAINTENANCE	\$410.3	\$326.8	\$83.4	25.53%	2.73%	2
DISTRICT EMPLOYEE BENEFITS	\$229.6	\$180.8	\$48.8	27.02%	1.60%	4
OTHER ADMIN AND GEN. EXP.	\$104.8	\$44.5	\$60.3	135.51%	1.97%	
TOTAL O. & M., A. & G., & MISC. EXP.	\$1,262.6	1,040.3	\$222.3	21.37%	7.27%	
TAXES OTHER THAN INCOME						
AD VALOREM TAXES	\$158.0	125.5	\$32.5	25.88%	1.06%	
BUSINESS LICENSE FEE	\$0.1	0.1	\$0.0	0.11%	0.00%	
LOCAL FRANCHISE TAXES	\$0.0	0.0	\$0.0	0.00%	0.00%	
PAYROLL TAXES	\$24.5	19.2	\$5.3	27.88%	0.17%	
TOTAL GENERAL TAXES	\$182.7	144.8	\$37.8	26.13%	1.24%	
DEPRECIATION	\$447.7	375.7	\$72.0	19.17%	2.36%	
G.O. PRORATED EXPENSES:						
PAYROLL AND BENEFITS	\$262.6	221.4	\$41.2	18.61%	1.35%	3
AD VALOREM TAXES	\$6.9	3.9	\$3.0	77.12%	0.10%	
PAYROLL TAXES	\$11.7	13.7	(\$2.0)	-14.86%	-0.07%	
DEPRECIATION	\$61.5	43.2	\$18.3	42.36%	0.60%	
OTHER PRORATED EXPENSES	\$163.8	105.9	\$57.9	54.73%	1.90%	5
TOTAL G.O. PRORATED EXPENSES	\$506.5	388.1	\$118.4	30.51%	<b>3.87%</b>	
SUB -- TOTAL -- OPERATING EXPENSES	\$2,399.6	1,949.0	\$450.6	23.12%	14.74%	
TOTAL INCOME TAXES:	\$441.5	327.6	\$113.8	34.74%	3.72%	
TOTAL OPERATING EXPENSES	\$2,841.0	2,276.6	\$564.4	24.79%	18.46%	
NET OPERATING REVENUE	\$1,016.0	780.6	\$235.4	30.16%	<b>7.70%</b>	
DEPRECIATED RATE BASE	\$12,795.4	9,830.8	\$2,964.6	30.16%	29.43%	
RATE OF RETURN	7.94%	7.94%	0.00%	0.00%	14.84%	1
					0.5673089	
					\$453.72	

DOMINGUEZ DISTRICT  
COMPARISON EXHIBIT  
(DOLLARS IN THOUSANDS)

	Last Adopted Summary of Earnings Advice Letter 2184-A		<u>% Increase in Overall Revenue Requirement</u>		
	<u>2017</u>	Pur Wtr Offset with RBO	<u>Change</u>	<u>Change %</u>	<u>Requirement</u>
OPERATING REVENUES	\$73,901.5	\$60,649.6	\$13,251.9	21.85%	21.8% revenue increase
At Current Rates	62,109.2		21.337%		19.0% rate increase
OPERATING EXPENSES					
PURCHASED WATER	\$34,883.1	\$30,531.5	\$4,351.6	14.25%	7.17%
PUMP TAXES	\$3,424.3	\$4,085.3	(\$661.0)	-16.18%	-1.09%
PURCHASED POWER	\$850.1	\$1,210.2	(\$360.1)	-29.76%	-0.59%
PURCHASED CHEMICALS	\$471.5	\$458.9	\$12.6	2.74%	0.02%
PAYROLL -- DISTRICT	\$3,489.4	\$3,607.9	(\$118.5)	-3.28%	-0.20%
UNCOLLECTIBLES	\$136.3	\$140.5	(\$4.1)	-2.95%	-0.01%
CONSERVATION	\$914.4	\$797.7	\$116.7	14.63%	0.19%
OTHER OPERATION AND MAINTENANCE	\$2,374.0	\$2,183.5	\$190.5	8.73%	0.31%
DISTRICT EMPLOYEE BENEFITS	\$1,837.5	\$1,988.5	(\$151.0)	-7.59%	-0.25%
OTHER ADMIN AND GEN. EXP.	\$1,330.6	\$937.0	\$393.6	42.01%	0.65%
TOTAL O. & M., A. & G., & MISC. EXP.	\$49,711.3	\$45,941.1	\$3,770.3	8.21%	6.22%
TAXES OTHER THAN INCOME					
AD VALOREM TAXES	\$854.7	\$442.7	\$412.0	93.06%	0.68%
BUSINESS LICENSE FEE	\$3.4	\$0.5	\$2.9	572.18%	0.00%
LOCAL FRANCHISE TAXES	\$55.8	\$0.1	\$55.7		0.09%
PAYROLL TAXES	\$213.0	\$243.1	(\$30.2)	-12.40%	-0.05%
TOTAL GENERAL TAXES	\$1,126.8	\$686.4	\$440.4	64.15%	0.73%
DEPRECIATION	\$5,072.5	\$3,627.1	\$1,445.4	39.85%	2.38%
G.O. PRORATED EXPENSES:					
PAYROLL AND BENEFITS	\$3,974.0	\$3,159.3	\$814.7	25.79%	1.34%
AD VALOREM TAXES	\$104.2	\$56.7	\$47.5	83.77%	0.08%
PAYROLL TAXES	\$176.8	\$195.4	(\$18.6)	-9.52%	-0.03%
DEPRECIATION	\$930.3	627.5	\$302.8	48.25%	0.50%
OTHER PRORATED EXPENSES	(\$411.4)	(\$775.9)	\$364.5	-46.98%	0.60%
TOTAL G.O. PRORATED EXPENSES	\$4,773.9	\$2,635.5	\$2,138.4	81.14%	<b>3.53%</b>
SUB -- TOTAL -- OPERATING EXPENSES	\$60,684.5	\$52,890.1	\$7,794.4	14.74%	12.85%
TOTAL INCOME TAXES:	\$3,903.6	\$1,946.7	\$1,956.9	100.52%	3.23%
TOTAL OPERATING EXPENSES	\$64,588.1	\$54,836.8	\$9,751.3	17.78%	16.08%
NET OPERATING REVENUE	\$9,313.4	\$5,812.8	\$3,500.6	60.22%	<b>5.77%</b>
DEPRECIATED RATE BASE	\$117,297.8	\$73,295.3	\$44,002.4	60.03%	\$7,314.9
RATE OF RETURN	7.94%	7.93%	0.01%	0.12%	0.5519861 \$7,314.88

12.06%	1 st most significant
--------	-----------------------

EAST LOS ANGELES DISTRICT  
**COMPARISON EXHIBIT**  
(DOLLARS IN THOUSANDS)

	Last Adopted Summary of Earnings Advice Letter 2183				% Increase in Overall Revenue Requirement		Original Filing
	2017	Purchased Water Offset	Change	Change %			
OPERATING REVENUES	\$37,818.4	\$33,313.3	\$4,505.0	13.52%	13.52%	13.5%	Revenue Increase
At Current Rates	33,893.0		13.3%			11.6%	Rate Increase
OPERATING EXPENSES						150	
						0.45%	
PURCHASED WATER	6,336.9	\$8,365.7	(\$2,028.8)	-24.25%		-6.09%	
GROUNDWATER EXTRACTION CHARGE	2,947.7	\$2,269.5	\$678.2	29.88%		2.04%	
PURCHASED POWER	746.7	\$695.6	\$51.1	7.35%		0.15%	
PURCHASED CHEMICALS	303.2	\$275.3	\$27.9	10.12%		0.08%	
PAYROLL -- DISTRICT	3,429.1	\$3,105.7	\$323.4	10.41%		0.97%	
UNCOLLECTIBLES	73.6	\$75.6	(\$1.9)	-2.56%		-0.01%	
CONSERVATION	569.6	\$395.3	\$174.3	44.11%		0.52%	
OTHER OPERATION AND MAINTENANCE	2,362.8	\$1,630.9	\$731.9	44.88%		2.20%	
DISTRICT EMPLOYEE BENEFITS	1,962.4	\$2,160.5	(\$198.1)	-9.17%		-0.59%	
OTHER ADMIN AND GEN. EXP.	-98.7	\$115.4	(\$214.1)	-185.56%		-0.64%	
TOTAL O. & M., A. & G., & MISC. EXP.	18,633.2	\$19,089.4	(\$456.3)	-2.39%		-1.37%	
TAXES OTHER THAN INCOME							
AD VALOREM TAXES	832.8	\$663.2	\$169.5	25.56%		0.51%	
BUSINESS LICENSE FEE	3.8	\$3.8	(\$0.0)	-0.04%		0.00%	
LOCAL FRANCHISE TAXES	563.5	\$482.4	\$81.1	16.81%		0.24%	
PAYROLL TAXES	253.2	\$229.6	\$23.6	10.29%		0.07%	
TOTAL GENERAL TAXES	1,653.3	\$1,379.1	\$274.2	19.89%		0.82%	
DEPRECIATION	3,091.7	\$2,156.1	\$935.6	43.39%		2.81%	
G.O. PRORATED EXPENSES:							
Payroll	1,397.7	\$0.0	\$1,397.7	#DIV/0!		4.20%	
Benefits	1,290.2	\$0.0	\$1,290.2	#DIV/0!		3.87%	
PAYROLL AND BENEFITS	2,687.9	\$2,403.8	\$284.1	11.82%		0.85%	
AD VALOREM TAXES	70.5	\$42.3	\$28.2	66.60%		0.08%	
PAYROLL TAXES	119.6	\$148.6	(\$29.0)	-19.53%		-0.09%	
OTHER PRORATED EXPENSES	2,305.6	\$1,619.0	\$686.6	42.41%		2.06%	
TOTAL G.O. PRORATED EXPENSES	5,183.6	\$4,213.8	\$969.8	23.02%		<b>2.91%</b>	
SUB -- TOTAL -- OPERATING EXPENSES	28,561.8	\$26,838.4	\$1,723.4	6.42%		5.17%	
TOTAL INCOME TAXES:	2,664.8	\$1,785.4	\$879.4	49.25%		2.64%	
TOTAL OPERATING EXPENSES	31,226.6	\$28,623.8	\$2,602.8	9.09%		7.81%	
NET OPERATING REVENUE	6,591.8	\$4,689.6	\$1,902.2	40.56%		<b>5.71%</b>	
DEPRECIATED RATE BASE	83,019.6	\$66,348.7	\$16,670.9	25.13%		50.04%	11.67%
RATE OF RETURN	7.94%	7.07%	0.87%	12.34%			
RATE OF RETURN	7.94%	#DIV/0!	#DIV/0!	#DIV/0!			



**CUSTOMER SUPPORT SERVICES ("CSS")  
COMPARISON EXHIBIT  
TABLE 1-A**

	Last Adopted Summary of Earnings (D. 10-12-017)				% Increase in Overall Revenue Requirement (Not Applicable)
	<u>2017</u>	<u>2014</u>	<u>Change</u>	<u>Change %</u>	
OPERATING REVENUES	\$0.0	\$0.0	\$0.0	0.00%	0.00%
At Current Rates	0.0	\$0.0	\$0.0	0.00%	0.00%
OPERATING EXPENSES					
PURCHASED WATER	\$0.0	\$0.0	\$0.0	0.00%	0.00%
PUMP TAX	\$0.0	\$0.0	\$0.0	0.00%	0.00%
PURCHASED POWER	\$0.0	\$0.0	\$0.0	0.00%	0.00%
CHEMICALS	\$0.0	\$0.0	\$0.0	0.00%	0.00%
PAYROLL -- DISTRICT	\$26,568.2	\$21,670.7	\$4,897.5	22.60%	0.00%
UNCOLLECTIBLES	\$0.0	\$0.0	\$0.0	0.00%	0.00%
CONSERVATION	\$0.0	\$0.0	\$0.0	0.00%	0.00%
OTHER OPERATION AND MAINTENANCE	\$5,501.4	\$5,079.5	\$421.9	8.31%	0.00%
GO BENEFITS	\$18,471.1	\$16,940.3	\$1,530.8	9.04%	0.00%
OTHER ADMIN AND GEN. EXP.	\$41,059.4	\$35,930.9	\$5,128.6	14.27%	0.00%
TOTAL O. & M., A. & G., & MISC. EXP.	\$91,600.2	\$79,621.3	\$11,978.8	15.04%	0.00%
TAXES OTHER THAN INCOME					
AD VALOREM TAXES	\$995.3	\$687.5	\$307.8	44.77%	0.00%
BUSINESS LICENSE FEE	\$5.8	\$5.7	\$0.1	1.75%	0.00%
LOCAL FRANCHISE TAXES	\$180.1	\$0.0	\$0.0	0.00%	0.00%
PAYROLL TAXES	\$2,003.8	\$2,388.1	(\$384.4)	-16.09%	0.00%
TOTAL GENERAL TAXES	\$3,185.0	\$3,081.3	\$103.6	3.36%	0.00%
DEPRECIATION	\$10,543.5	\$6,497.3	\$4,046.2	62.28%	0.00%
G.O. PRORATED EXPENSES:					
PAYROLL AND BENEFITS	\$0.0	\$0.0	\$0.0	0.00%	0.00%
AD VALOREM TAXES	\$0.0	\$0.0	\$0.0	0.00%	0.00%
PAYROLL TAXES	\$0.0	\$0.0	\$0.0	0.00%	0.00%
OTHER PRORATED EXPENSES	\$0.0	\$0.0	\$0.0	0.00%	0.00%
TOTAL G.O. PRORATED EXPENSES	\$0.0	\$0.0	\$0.0	0.00%	0.00%
SUB -- TOTAL -- OPERATING EXPENSES	\$105,328.6	\$89,200.0	\$16,128.7	18.08%	0.00%
TOTAL INCOME TAXES:	\$0.0	\$0.0	\$0.0	0.00%	0.00%
TOTAL OPERATING EXPENSES	\$105,328.6	\$89,200.0	\$16,128.7	18.08%	0.00%
NET OPERATING REVENUE	(\$105,328.6)	(\$89,200.0)	(\$16,128.7)	18.08%	0.00%
DEPRECIATED RATE BASE	\$87,232.5	\$57,443.7	\$29,788.8	51.86%	0.00%
RATE OF RETURN	0.00%	0.00%	0.00%	0.00%	0.00%

0.00%    4 th most significant
--------------------------------

HERMOSA REDONDO DISTRICT  
COMPARISON EXHIBIT  
(DOLLARS IN THOUSANDS)

Last Adopted  
Summary of  
Earnings  
Based on Advice Letter 2186

	2017	Purch Wtr Offset	Change	Change %	% Increase in Overall Revenue Requirement	
OPERATING REVENUES	\$30,815.3	\$29,179.3	\$1,636.1	5.61%	5.61%	
At Current Rates	27,948.9		5.85%		10.3%	Revenue Increase Rate Increase
OPERATING EXPENSES						
PURCHASED WATER	\$11,525.6	\$12,539.5	(\$1,013.9)	-8.09%	-3.47%	1
GROUNDWATER EXTRACTION CHARGE	\$581.9	\$596.7	(\$14.8)	-2.48%	-0.05%	
PURCHASED POWER	\$381.4	\$321.5	\$59.9	18.64%	0.21%	
PURCHASED CHEMICALS	\$76.8	\$129.0	(\$52.2)	-40.44%	-0.18%	
PAYROLL -- DISTRICT	\$2,157.9	\$2,194.0	(\$36.1)	-1.64%	-0.12%	5
UNCOLLECTIBLES	\$25.0	\$29.7	(\$4.7)	-15.83%	-0.02%	
CONSERVATION	\$631.1	\$600.0	\$31.1	5.19%	0.11%	
OTHER OPERATION AND MAINTENANCE	\$1,048.2	\$1,044.0	\$4.1	0.40%	0.01%	
DISTRICT EMPLOYEE BENEFITS	\$1,159.5	\$1,588.5	(\$429.0)	-27.01%	-1.47%	
OTHER ADMIN AND GEN. EXP.	\$532.3	\$153.9	\$378.4	245.77%	1.30%	
TOTAL O. & M., A. & G., & MISC. EXP.	\$18,119.8	\$19,196.9	(\$1,077.1)	-5.61%	-3.69%	
TAXES OTHER THAN INCOME						
AD VALOREM TAXES	\$397.9	\$339.7	\$58.2	17.13%	0.20%	
BUSINESS LICENSE FEE	\$21.6	\$27.6	(\$6.0)	-21.67%	-0.02%	
LOCAL FRANCHISE TAXES	\$12.2	\$13.6	(\$1.5)	-10.64%	0.00%	
PAYROLL TAXES	\$136.2	\$182.9	(\$46.8)	-25.58%	-0.16%	
TOTAL GENERAL TAXES	\$567.8	\$563.8	\$4.0	0.70%	0.01%	
DEPRECIATION	\$2,874.7	\$1,951.9	\$922.8	47.27%	3.16%	
G.O. PRORATED EXPENSES:						
PAYROLL AND BENEFITS	\$2,189.4	\$1,953.5	\$235.9	12.08%	0.81%	3
AD VALOREM TAXES	\$57.4	\$35.1	\$22.3	63.53%	0.08%	
PAYROLL TAXES	\$97.4	\$120.8	(\$23.4)	-19.37%	-0.08%	
DEPRECIATION	\$512.5	388.0	\$124.5	32.09%	0.43%	
OTHER PRORATED EXPENSES	\$1,365.5	\$1,307.2	\$58.3	4.46%	0.20%	4
TOTAL G.O. PRORATED EXPENSES	\$4,222.2	\$3,416.6	\$805.6	23.58%	2.76%	
SUB - TOTAL -- OPERATING EXPENSES	\$25,784.5	\$25,129.3	\$655.2	2.61%	2.25%	
TOTAL INCOME TAXES:	\$1,216.7	\$1,049.9	\$166.8	15.88%	0.57%	
TOTAL OPERATING EXPENSES	\$27,001.2	\$26,179.3	\$822.0	3.14%	2.82%	
NET OPERATING REVENUE	\$3,814.1	\$3,000.0	\$814.1	27.14%	2.79%	
DEPRECIATED RATE BASE	\$48,036.5	\$37,782.2	\$10,254.3	27.14%	\$1,961.8	6.72% 2
RATE OF RETURN	7.94%	7.94%	0.00%	0.00%	1.1991	#####

KERN RIVER VALLEY DISTRICT  
**COMPARISON EXHIBIT**  
(Dollars in Thousands)

Last Adopted  
Advice Letter  
2136

	2017	2012 GRC	Change	Change %	<u>% Increase in Overall Revenue Requirement</u>	
OPERATING REVENUES	\$6,876.3	\$6,248.6	\$627.7	10.05%	10.05%	Revenue Increase
At Current Rates	6,228.8				10.40%	Rate Increase
OPERATING EXPENSES						
PURCHASED WATER	\$39.3	\$24.2	\$15.0	62.08%	0.24%	decrease of services & inc of usage per customer
PUMP TAX	\$0.0	\$0.0	\$0.0	0.00%	0.00%	
PURCHASED POWER	\$320.7	\$223.9	\$96.8	43.23%	1.55%	3
CHEMICALS	\$82.0	\$30.7	\$51.3	167.22%	0.82%	5
PAYROLL -- DISTRICT	\$816.4	\$708.3	\$108.1	15.26%	1.73%	2
UNCOLLECTIBLES	\$49.1	\$39.2	\$9.9	25.11%	0.16%	3% annual escalation
CONSERVATION	\$44.0	\$17.7	\$26.3	147.96%	0.42%	
OTHER OPERATION AND MAINTENANCE	\$815.5	\$813.4	\$2.1	0.26%	0.03%	
DISTRICT EMPLOYEE BENEFITS	\$461.2	\$453.0	\$8.2	1.81%	0.13%	
OTHER ADMIN AND GEN. EXP.	\$58.4	\$41.2	\$17.2	41.79%	0.28%	
TOTAL O. & M., A. & G., & MISC. EXP.	\$2,686.5	\$2,351.6	\$334.9	14.24%	5.36%	
TAXES OTHER THAN INCOME						
AD VALOREM TAXES	\$198.2	\$196.4	\$1.7	0.88%	0.03%	
BUSINESS LICENSE FEE	\$0.0	\$0.0	\$0.0	0.00%	0.00%	
LOCAL FRANCHISE TAXES	\$58.8	\$50.2	\$8.5	16.97%	0.14%	
PAYROLL TAXES	\$63.7	\$51.5	\$12.3	23.83%	0.20%	
TOTAL GENERAL TAXES	\$320.7	\$298.1	\$22.5	7.55%	0.36%	
DEPRECIATION	\$957.9	\$879.3	\$78.6	8.94%	1.26%	
G.O. PRORATED EXPENSES:						
PAYROLL AND BENEFITS	\$529.6	\$473.1	\$56.5	11.94%	0.90%	2014
AD VALOREM TAXES	\$13.9	\$8.5	\$5.4	63.53%	0.09%	
PAYROLL TAXES	\$23.6	\$29.3	(\$5.7)	-19.45%	-0.09%	
DEPRECIATION	\$124.0	\$43.2	\$80.8	187.04%	1.29%	4
OTHER PRORATED EXPENSES	\$133.5	\$175.0	(\$41.5)	-23.72%	-0.66%	4
TOTAL G.O. PRORATED EXPENSES	\$824.6	\$729.1	\$95.5	13.10%	1.53%	79.5 200 651.9
SUB -- TOTAL -- OPERATING EXPENSES	\$4,789.6	\$4,258.1	\$531.5	12.48%	8.51%	551.1764706 0 0
TOTAL INCOME TAXES:	\$558.3	\$525.6	\$32.7	6.22%	0.52%	0 0 0
TOTAL OPERATING EXPENSES	\$5,347.9	\$4,783.7	\$564.2	11.79%	9.03%	0
NET OPERATING REVENUE	\$1,528.4	\$1,464.9	\$63.5	4.34%	1.02%	
DEPRECIATED RATE BASE	\$19,249.3	\$18,449.2	\$800.2	4.34%	\$176.6	2.83% 1
RATE OF RETURN	7.94%	7.94%	0.00%	0.00%		

KING CITY DISTRICT  
COMPARISON EXHIBIT  
(DOLLARS IN THOUSANDS)

	Last Adopted Summary of Earnings Advice Letter 2149-A, Attrition Filing		% Increase in Overall Revenue Requirement	
	2017	2015 Escalation	Change %	Change %
OPERATING REVENUES At Current Rates	\$4,046.6 3,044.8	\$3,285.2	\$761.5 25.009%	23.18%
OPERATING EXPENSES				23.18% revenue increase 32.90% rate increase
PURCHASED WATER	\$0.0	\$0.0	\$0.0	0.00%
GROUNDWATER EXTRACTION CHARGE	\$0.0	\$0.0	\$0.0	0.00%
PURCHASED POWER	\$129.4	\$105.1	\$24.2	23.06%
PURCHASED CHEMICALS	\$50.6	\$58.3	(\$7.7)	-13.20%
PAYROLL -- DISTRICT	\$404.1	\$355.1	\$49.0	13.81%
UNCOLLECTIBLES	\$16.4	\$28.0	(\$12.6)	-43.48%
CONSERVATION	\$49.6	\$19.3	\$30.3	156.90%
OTHER OPERATION AND MAINTENANCE	\$240.5	\$231.0	\$9.5	4.12%
DISTRICT EMPLOYEE BENEFITS	\$240.8	\$231.5	\$9.3	4.03%
OTHER ADMIN AND GEN. EXP.	\$119.0	\$85.5	\$33.5	39.19%
TOTAL O. & M., A. & G., & MISC. EXP.	\$1,250.4	\$1,114.9	\$135.6	12.16%
TAXES OTHER THAN INCOME				
AD VALOREM TAXES	\$144.8	\$117.0	\$27.8	23.81%
BUSINESS LICENSE FEE	\$0.0	\$0.0	\$0.0	0.00%
LOCAL FRANCHISE TAXES	\$43.8	\$21.4	\$22.4	104.71%
PAYROLL TAXES	\$31.7	\$26.0	\$5.8	22.20%
TOTAL GENERAL TAXES	\$220.4	\$164.3	\$56.0	34.10%
DEPRECIATION	\$618.3	\$464.8	\$153.5	33.03%
G.O. PRORATED EXPENSES:				
PAYROLL AND BENEFITS	\$293.8	\$252.3	\$41.5	16.46%
AD VALOREM TAXES	\$7.7	\$4.5	\$3.2	72.62%
PAYROLL TAXES	\$13.1	\$15.6	(\$2.5)	-16.02%
DEPRECIATION	\$68.8	48.5	\$20.3	41.86%
OTHER PRORATED EXPENSES	\$183.2	\$169.9	\$13.3	7.83%
TOTAL G.O. PRORATED EXPENSES	\$566.6	\$490.7	\$75.9	15.46%
SUB -- TOTAL -- OPERATING EXPENSES	\$2,655.7	\$2,234.7	\$421.0	18.84%
TOTAL INCOME TAXES:	\$352.7	\$302.5	\$50.2	16.60%
TOTAL OPERATING EXPENSES	\$3,008.4	\$2,537.2	\$471.2	18.57%
NET OPERATING REVENUE	\$1,038.2	\$748.0	\$290.2	38.80%
DEPRECIATED RATE BASE	\$13,076.1	\$10,100.7	\$2,975.4	29.46%
RATE OF RETURN	7.94%	7.41%	0.53%	7.22%
				15.88% 1 st most significant
				\$521.8
				0.88288817
				\$521.82

**LIVERMORE DISTRICT  
COMPARISON EXHIBIT  
(DOLLARS IN THOUSANDS)**

	Last Adopted Summary of Earnings Advice Letter 2171		Ratebase Offset		<u>% Increase in Overall Revenue Requirement</u>
	<u>Purchased</u>		<u>Change</u>	<u>Change %</u>	
	<u>2017</u>	<u>Water Offset</u>			
OPERATING REVENUES	\$22,531.6	\$20,167.5	\$2,364.1	11.72%	11.72% Revenue Change 5.53% Rate Change
At Current Rates	21,351.8		10.49%		
OPERATING EXPENSES					
PURCHASED WATER	\$8,265.3	\$7,535.1	\$730.2	9.69%	3.62%
GROUNDWATER EXTRACTION CHARGE	\$0.0	\$0.0	\$0.0	0	0.00%
PURCHASED POWER	\$618.5	\$556.8	\$61.7	11.08%	0.31%
PURCHASED CHEMICALS	\$101.0	\$97.6	\$3.4	3.47%	0.02%
PAYROLL -- DISTRICT	\$1,233.1	\$1,179.6	\$53.5	4.53%	0.27%
UNCOLLECTIBLES	\$27.9	\$36.7	(\$8.9)	-24.11%	-0.04%
CONSERVATION	\$494.7	\$381.4	\$113.3	29.69%	0.56%
OTHER OPERATION AND MAINTENANCE	\$997.9	\$1,061.0	(\$63.1)	-5.95%	-0.31%
DISTRICT EMPLOYEE BENEFITS	\$793.1	\$772.1	\$21.0	2.72%	0.10%
OTHER ADMIN AND GEN. EXP.	\$11.4	(\$22.4)	\$33.8	-151.12%	0.17%
TOTAL O. & M., A. & G., & MISC. EXP.	\$12,542.9	11,598.0	\$944.9	8.15%	4.69%
TAXES OTHER THAN INCOME					
AD VALOREM TAXES	\$365.8	364.5	\$1.3	0.37%	0.01%
BUSINESS LICENSE FEE	\$197.4	186.7	\$10.7	5.76%	0.05%
LOCAL FRANCHISE TAXES	\$0.0	0.0	\$0.0	0.00%	0.00%
PAYROLL TAXES	\$83.0	90.3	(\$7.3)	-8.06%	-0.04%
TOTAL GENERAL TAXES	\$646.3	641.5	\$4.8	0.75%	0.02%
DEPRECIATION	\$2,469.5	2,042.3	\$427.2	20.92%	2.12%
G.O. PRORATED EXPENSES:					
PAYROLL AND BENEFITS	\$1,428.5	1,367.8	\$60.7	4.44%	0.30%
AD VALOREM TAXES	\$37.5	24.1	\$13.4	55.91%	0.07%
PAYROLL TAXES	\$63.6	84.6	(\$21.0)	-24.79%	-0.10%
DEPRECIATION	\$334.4	266.0	\$68.4	25.71%	0.34%
OTHER PRORATED EXPENSES	\$890.9	655.2	\$235.7	35.98%	1.17%
TOTAL G.O. PRORATED EXPENSES	\$2,754.9	2,397.5	\$357.4	14.91%	1.77%
SUB -- TOTAL -- OPERATING EXPENSES	\$18,413.5	16,679.3	\$1,734.2	10.40%	8.60%
TOTAL INCOME TAXES:	\$1,223.1	1,095.9	\$127.2	11.61%	0.63%
TOTAL OPERATING EXPENSES	\$19,636.6	17,775.2	\$1,861.4	10.47%	9.23%
NET OPERATING REVENUE	\$2,894.9	2,392.3	\$502.6	21.01%	2.49%
DEPRECIATED RATE BASE	\$36,460.0	32,390.7	\$4,069.3	12.56%	\$1,058.4
RATE OF RETURN	7.94%	7.39%	0.55%	7.50%	5.25%

**LOS ALTOS DISTRICT  
COMPARISON EXHIBIT**

Last Adopted Summary of Earnings  
Advice Letter 2136

	<u>2017</u>	<u>GRC Rates</u>	<u>Change</u>	<u>Change %</u>	<u>% Increase in Overall Revenue Requirement</u>	
OPERATING REVENUES	\$33,624.7	\$26,203.4	\$7,421.3	28.32%	28.32%	Revenue Increase
At Current Rates	30,985.1		23.951%		8.52%	Rate Increase
OPERATING EXPENSES						13.52 6.96
PURCHASED WATER	\$8,417.1	\$6,570.8	\$1,846.3	28.10%	7.05%	
GROUNDWATER EXTRACTION CHARGE	\$5,606.1	\$3,578.4	\$2,027.7	56.67%	7.74%	
PURCHASED POWER	\$1,330.1	\$1,133.1	\$197.0	17.39%	0.75%	
PURCHASED CHEMICALS	\$96.3	\$65.4	\$30.9	47.19%	0.12%	
PAYROLL -- DISTRICT	\$1,805.1	\$1,684.3	\$120.8	7.17%	0.46%	
UNCOLLECTIBLES	\$10.7	\$17.3	(\$6.6)	-38.01%	-0.03%	
CONSERVATION	\$447.0	\$246.9	\$200.0	81.00%	0.76%	
OTHER OPERATION AND MAINTENANCE	\$1,338.4	\$1,727.8	(\$389.4)	-22.54%	-1.49%	
DISTRICT EMPLOYEE BENEFITS	\$1,205.3	\$1,043.8	\$161.5	15.48%	0.62%	
OTHER ADMIN AND GEN. EXP.	\$130.6	\$92.2	\$38.5	41.76%	0.15%	
TOTAL O. & M., A. & G., & MISC. EXP.	\$20,386.9	\$16,160.1	\$4,226.8	26.16%	16.13%	
TAXES OTHER THAN INCOME						
AD VALOREM TAXES	\$519.9	\$441.7	\$78.2	17.71%	0.30%	
BUSINESS LICENSE FEE	\$0.3	\$0.3	\$0.0	0.00%	0.00%	
LOCAL FRANCHISE TAXES	\$491.7	\$383.2	\$108.5	28.32%	0.41%	
PAYROLL TAXES	\$42.7	\$127.1	(\$84.4)	-66.40%	-0.32%	
TOTAL GENERAL TAXES	\$1,054.6	\$952.2	\$102.4	10.75%	0.39%	
DEPRECIATION	\$3,018.7	\$1,942.4	\$1,076.4	55.41%	4.11%	
G.O. PRORATED EXPENSES:						
PAYROLL AND BENEFITS	\$1,904.6	\$1,606.4	\$298.2	18.56%	1.14%	
AD VALOREM TAXES	\$50.0	\$28.8	\$21.2	73.61%	0.08%	
PAYROLL TAXES	\$84.7	\$99.4	(\$14.7)	-14.79%	-0.06%	
DEPRECIATION	\$445.9	\$425.2	\$20.7	4.87%	0.08%	
OTHER PRORATED EXPENSES	\$1,187.9	\$1,074.9	\$113.0	10.51%	0.43%	
TOTAL G.O. PRORATED EXPENSES	\$3,673.1	\$2,809.5	\$863.6	30.74%	<b>3.30%</b>	
SUB -- TOTAL -- OPERATING EXPENSES	\$28,133.3	\$21,840.7	\$6,292.6	28.81%	24.01%	
TOTAL INCOME TAXES:	\$1,301.3	\$1,279.3	\$21.9	1.71%	0.08%	
TOTAL OPERATING EXPENSES	\$29,434.6	\$23,143.5	\$6,291.1	27.18%	24.01%	
NET OPERATING REVENUE	\$4,190.1	\$3,059.9	\$1,130.2	36.94%	<b>4.31%</b>	
DEPRECIATED RATE BASE	\$52,772.1	\$38,537.8	\$14,234.3	36.94%	\$2,306.7	
RATE OF RETURN	7.94%	7.94%	0.00%	0.00%		

**MARYSVILLE DISTRICT  
COMPARISON EXHIBIT  
(Dollars in Thousands)**

Last Adopted  
Summary of  
Earnings  
Advice Letter 2150

	2017	Change	Change %	<u>% Increase in Overall Revenue Requirement</u>	
OPERATING REVENUES	\$4,229.7	\$3,636.0	\$593.7	16.33%	16.33% revenue increase
At Current Rates	\$3,415.4		17.381%		23.84% rate increase
OPERATING EXPENSES		\$0.0			
PURCHASED WATER	\$0.0	\$0.0	\$0.0	0.00%	0.00%
GROUNDWATER EXTRACTION CHARGE	\$0.0	\$0.0	\$0.0	0.00%	0.00%
PURCHASED POWER	\$167.7	\$157.1	\$10.6	6.74%	0.29%
PURCHASED CHEMICALS	\$16.4	\$18.4	(\$1.9)	-10.43%	-0.05%
PAYROLL -- DISTRICT	\$563.3	\$547.7	\$15.6	2.84%	0.43%
UNCOLLECTIBLES	\$13.7	\$16.6	(\$2.9)	-17.58%	-0.08%
CONSERVATION	\$44.5	\$8.5	\$35.9	421.72%	0.99%
OTHER OPERATION AND MAINTENANCE	\$286.1	\$323.6	(\$37.5)	-11.59%	-1.03%
DISTRICT EMPLOYEE BENEFITS	\$328.4	\$378.9	(\$50.4)	-13.31%	-1.39%
OTHER ADMIN AND GEN. EXP.	\$2.1	\$45.9	(\$43.8)	-95.39%	-1.21%
TOTAL O. & M., A. & G., & MISC. EXP.	\$1,422.2	\$1,496.7	(\$74.5)	-4.98%	-2.05%
TAXES OTHER THAN INCOME					
AD VALOREM TAXES	\$121.0	\$115.5	\$5.5	4.73%	0.15%
BUSINESS LICENSE FEE	\$1.0	\$0.6	\$0.4	59.53%	0.01%
LOCAL FRANCHISE TAXES	\$0.0	\$0.0	\$0.0	0.00%	0.00%
PAYROLL TAXES	\$42.9	\$41.0	\$2.0	4.84%	0.05%
TOTAL GENERAL TAXES	\$164.9	\$157.1	\$7.8	4.98%	0.22%
DEPRECIATION	\$532.8	\$252.7	\$280.2	110.88%	7.70%
G.O. PRORATED EXPENSES:					
PAYROLL AND BENEFITS	\$391.6	\$316.8	\$74.8	23.60%	2.06%
AD VALOREM TAXES	\$10.3	\$5.5	\$4.8	86.02%	0.13%
PAYROLL TAXES	\$17.4	\$19.6	(\$2.2)	-11.17%	-0.06%
DEPRECIATION	\$91.7	\$59.1	\$32.6	55.16%	0.90%
OTHER PRORATED EXPENSES	\$244.2	\$213.4	\$30.8	14.41%	0.85%
TOTAL G.O. PRORATED EXPENSES	\$755.2	\$614.5	\$140.7	22.90%	<b>3.87%</b> 23.70%
SUB -- TOTAL -- OPERATING EXPENSES	\$2,875.2	\$2,521.0	\$354.2	14.05%	9.74%
TOTAL INCOME TAXES:	\$397.5	\$520.2	(\$122.7)	-23.59%	-3.38%
TOTAL OPERATING EXPENSES	\$3,272.7	\$3,041.2	\$231.5	7.61%	6.37%
NET OPERATING REVENUE	\$957.0	\$594.8	\$362.2	60.89%	<b>9.96%</b>
DEPRECIATED RATE BASE	\$12,052.6	\$8,235.4	\$3,817.3	46.35%	\$525.1
RATE OF RETURN	7.94%	7.22%	0.72%	9.94%	0.884504639 \$525.09

**OROVILLE DISTRICT  
COMPARISON EXHIBIT  
(Dollars in Thousands)**

Last Adopted  
Summary of  
Earnings  
Advice Letter 214 Cost of Capital

	<u>2017</u>	<u>SRM</u>	<u>Change</u>	<u>Change %</u>	<u>% Increase in Overall Revenue Requirement</u>
OPERATING REVENUES	\$5,383.0	\$4,553.6	\$829.4	18.21%	18.21% Revenue Increase
At Current Rates	4,565.6		18.166%		17.90% Rate Increase
OPERATING EXPENSES					
PURCHASED WATER	\$304.9	\$271.4	\$33.5	12.33%	0.74%
GROUNDWATER EXTRACTION CHARGE	\$0.0	\$0.0	\$0.0	0.00%	0.00%
PURCHASED POWER	\$133.6	\$230.1	(\$96.5)	-41.95%	-2.12%
PURCHASED CHEMICALS	\$48.4	\$53.3	(\$4.9)	-9.22%	-0.11%
PAYROLL -- DISTRICT	\$807.4	\$690.8	\$116.6	16.88%	2.56%
UNCOLLECTIBLES	\$27.7	\$27.2	\$0.4	1.62%	0.01%
CONSERVATION	\$49.1	\$15.5	\$33.6	216.05%	0.74%
OTHER OPERATION AND MAINTENANCE	\$389.6	\$393.5	(\$3.9)	-0.98%	-0.08%
DISTRICT EMPLOYEE BENEFITS	\$429.6	\$450.0	(\$20.4)	-4.54%	-0.45%
OTHER ADMIN AND GEN. EXP.	\$133.8	\$107.7	\$26.1	24.22%	0.57%
TOTAL O. & M., A. & G., & MISC. EXP.	\$2,324.0	2,239.6	\$84.4	3.77%	1.85%
TAXES OTHER THAN INCOME					
AD VALOREM TAXES	\$97.1	91.9	\$5.2	5.60%	0.11%
BUSINESS LICENSE FEE	\$0.0	0.0	\$0.0	0	0.00%
LOCAL FRANCHISE TAXES	\$0.0	0.0	\$0.0		0.00%
PAYROLL TAXES	\$62.6	52.4	\$10.3	19.61%	0.23%
TOTAL GENERAL TAXES	\$159.7	144.3	\$15.4	10.69%	0.34%
DEPRECIATION	\$710.6	416.9	\$293.7	70.45%	6.45%
G.O. PRORATED EXPENSES:					
PAYROLL AND BENEFITS	\$467.2	400.7	\$66.5	16.59%	1.46%
AD VALOREM TAXES	\$12.3	7.1	\$5.2	73.13%	0.11%
PAYROLL TAXES	\$20.8	24.8	(\$4.0)	-16.05%	-0.09%
OTHER PRORATED EXPENSES	\$109.4	\$78.1	\$31.3	40.08%	0.69%
TOTAL G.O. PRORATED EXPENSES	\$901.1	780.5	\$120.6	15.45%	2.65%
SUB -- TOTAL -- OPERATING EXPENSES	4,095.5	3,581.3	\$514.2	14.36%	11.29%
TOTAL INCOME TAXES:	\$399.3	317.9	\$81.3	25.58%	1.79%
TOTAL OPERATING EXPENSES	\$4,494.8	3,899.3	\$595.5	15.27%	13.08%
NET OPERATING REVENUE	\$888.3	654.4	\$233.9	35.75%	5.14%
DEPRECIATED RATE BASE	\$11,187.3	9,225.0	\$1,962.3	21.27%	\$614.1
RATE OF RETURN	7.94%	7.09%	0.85%	11.94%	13.49%



PALOS VERDES DISTRICT  
COMPARISON EXHIBIT  
(DOLLARS IN THOUSANDS)

Last Adopted  
Summary of  
Earnings  
Advice Letter  
2185

	2017	Pur	Wtr	Offset	Change	Change %	<u>% Increase in Overall Revenue Requirement</u>
OPERATING REVENUES	\$49,408.3	\$43,867.2	\$5,541.1			12.63%	12.63% Revenue Increase
At Current Rates	42,808.0		12,944%				15.42% Rate Increase
OPERATING EXPENSES							
PURCHASED WATER	\$24,562.6	\$25,063.2	(\$500.6)		-2.00%	-1.14%	1
GROUNDWATER EXTRACTION CHAF	\$0.0	\$0.0	\$0.0		0.00%	0.00%	
PURCHASED POWER	\$2,959.6	\$2,728.8	\$230.8		8.46%	0.53%	
PURCHASED CHEMICALS	\$0.0	\$0.0	\$0.0		0.00%	0.00%	
PAYROLL -- DISTRICT	\$2,328.1	\$2,441.3	(\$113.2)		-4.64%	-0.26%	
UNCOLLECTIBLES	\$33.4	\$29.2	\$4.2		14.44%	0.01%	
CONSERVATION	\$653.3	\$538.8	\$114.6		21.27%	0.26%	
OTHER OPERATION AND MAINTEN	\$1,494.4	\$1,506.4	(\$12.0)		-0.79%	-0.03%	4
DISTRICT EMPLOYEE BENEFITS	\$1,222.6	\$1,453.6	(\$231.0)		-15.89%	-0.53%	
OTHER ADMIN AND GEN. EXP.	\$604.4	\$166.2	\$438.2		263.59%	1.00%	
TOTAL O. & M., A. & G., & MIE	\$33,858.4	\$33,927.5	(\$69.1)		-0.20%	-0.16%	
TAXES OTHER THAN INCOME							
AD VALOREM TAXES	\$506.4	\$322.8	\$183.6		56.89%	0.42%	
BUSINESS LICENSE FEE	\$2.5	\$7.4	(\$4.9)		-65.95%	-0.01%	
LOCAL FRANCHISE TAXES	\$530.9	\$438.3	\$92.7		21.14%	0.21%	
PAYROLL TAXES	\$136.4	\$169.4	(\$32.9)		-19.44%	-0.08%	
TOTAL GENERAL TAXES	\$1,176.3	\$937.8	\$238.5		25.43%	0.54%	
DEPRECIATION	\$2,719.9	\$1,582.4	\$1,137.5		71.88%	2.59%	
G.O. PRORATED EXPENSES:							
PAYROLL AND BENEFITS	\$2,701.2	\$2,281.7	\$419.5		18.39%	0.96%	3
AD VALOREM TAXES	\$70.8	\$41.0	\$29.8		72.68%	0.07%	
PAYROLL TAXES	\$120.2	\$141.1	(\$20.9)		-14.81%	-0.05%	
DEPRECIATION	\$632.3	384.0	\$248.3		64.66%	0.57%	
OTHER PRORATED EXPENSES	\$1,684.7	\$1,526.9	\$157.8		10.33%	0.36%	5
TOTAL G.O. PRORATED EXP	\$5,209.2	\$3,990.7	\$1,218.5		30.53%	<b>2.78%</b>	
SUB -- TOTAL -- OPERATING EXP	\$42,963.8	\$40,438.4	\$2,525.4		6.24%	5.76%	
TOTAL INCOME TAXES:	\$1,820.7	\$936.4	\$884.3		94.44%	2.02%	
TOTAL OPERATING EXPENSES	\$44,784.6	\$41,374.8	\$3,409.7		8.24%	7.77%	
NET OPERATING REVENUE	\$4,623.7	\$2,492.3	\$2,131.4		85.52%	<b>4.86%</b>	
DEPRECIATED RATE BASE	\$58,233.6	\$31,389.7	\$26,843.9		85.52%	\$4,336.8	9.89% 2
RATE OF RETURN	7.94%	7.94%	0.00%		0.00%		0.782659234 \$4,336.81

REDWOOD - COAST SPRINGS  
**COMPARISON EXHIBIT**  
(Thousands of Dollars)

	Last Adopted Summary of Earnings Advice Letter 2150-A				<u>% Increase in Overall Revenue Requirement</u>
	<u>2015</u>	<u>2017</u>	<u>Escalation</u>	<u>Change</u>	
OPERATING REVENUES	\$563.5	\$519.2	\$44.3	8.54%	8.54% Revenue Change
At Current Rates	\$502.1		8.83%		12.22% Rate Change
OPERATING EXPENSES					
PURCHASED WATER	\$3.4	\$0.0	\$3.4		0.66%
GROUNDWATER EXTRACTION CHARGE	\$0.0	\$0.0	\$0.0	0.00%	0.00%
PURCHASED POWER	\$9.0	\$11.0	(\$2.0)	-17.85%	-0.38%
PURCHASED CHEMICALS	\$3.9	\$3.0	\$0.9	28.89%	0.17%
PAYROLL -- DISTRICT	\$47.6	\$40.7	\$6.9	16.98%	1.33%
UNCOLLECTIBLES	\$0.2	\$0.3	(\$0.1)	-33.11%	-0.02%
CONSERVATION	\$3.4	\$1.5	\$1.9	128.11%	0.37%
OTHER OPERATION AND MAINTENANCE	\$124.2	\$104.6	\$19.5	18.69%	3.77%
DISTRICT EMPLOYEE BENEFITS	\$16.7	\$41.4	(\$24.7)	-59.62%	-4.75%
OTHER ADMIN AND GEN. EXP.	\$19.2	\$14.3	\$4.8	33.76%	0.93%
TOTAL O. & M., A. & G., & MISC. EXP.	\$227.6	\$216.8	\$10.8	4.98%	<b>2.08%</b>
TAXES OTHER THAN INCOME					
AD VALOREM TAXES	\$7.8	\$7.3	\$0.5	7.20%	0.10%
BUSINESS LICENSE FEE	\$0.0	\$0.0	\$0.0	0.00%	0.00%
LOCAL FRANCHISE TAXES	\$0.0	\$0.0	\$0.0	0.00%	0.00%
PAYROLL TAXES	\$3.0	\$4.5	(\$1.5)	-32.73%	-0.29%
TOTAL GENERAL TAXES	\$10.9	\$11.9	(\$1.0)	-8.06%	-0.18%
DEPRECIATION	\$81.8	\$73.9	\$7.9	10.65%	1.52%
G.O. PRORATED EXPENSES:					
PAYROLL AND BENEFITS	\$40.0	\$38.9	\$1.1	2.95%	0.22%
AD VALOREM TAXES	\$1.1	\$0.7	\$0.4	57.02%	0.08%
PAYROLL TAXES	\$1.8	\$2.4	(\$0.6)	-26.46%	-0.12%
DEPRECIATION	\$9.4	\$7.6	\$1.8	23.68%	0.35%
OTHER PRORATED EXPENSES	\$25.0	\$18.6	\$6.4	34.60%	1.24%
TOTAL G.O. PRORATED EXPENSES	\$77.3	\$68.2	\$9.1	13.38%	<b>1.76%</b>
SUB -- TOTAL -- OPERATING EXPENSES	\$397.6	\$370.7	\$26.8	7.24%	5.17%
TOTAL INCOME TAXES:	\$42.2	\$41.4	\$0.8	1.96%	0.16%
TOTAL OPERATING EXPENSES	\$439.8	\$412.2	\$27.6	6.71%	5.33%
NET OPERATING REVENUE	\$123.7	\$107.0	\$16.7	15.59%	<b>3.21%</b>
DEPRECIATED RATE BASE	\$1,557.8	\$1,347.5	\$210.3	15.61%	\$25.9
RATE OF RETURN	7.94%	7.94%	0.00%	0.00%	4.99%
					0.583991374

**REDWOOD - LUCERNE  
COMPARISON EXHIBIT  
(Dollars in Thousands)**

	Last Adopted Summary of Earnings Advice Letter 2150-A				<u>% Increase in Overall Revenue Requirement</u>
	<u>2017</u>	<u>2015 Escalation</u>	<u>Change</u>	<u>Change %</u>	
OPERATING REVENUES	\$3,035.0	\$2,213.1	\$821.8	37.14%	37.14% Revenue Change
At Current Rates	\$2,120.1		38.76%		43.15% Rate Change
OPERATING EXPENSES					
PURCHASED WATER	\$14.9	\$14.6	\$0.3	2.04%	0.01%
GROUNDWATER EXTRACTION CHARGE	\$0.0	\$0.0	\$0.0		0.00%
PURCHASED POWER	\$110.1	\$98.6	\$11.6	11.72%	0.52%
PURCHASED CHEMICALS	\$35.4	\$24.9	\$10.5	42.08%	0.47%
PAYROLL -- DISTRICT	\$531.7	\$403.1	\$128.6	31.91%	5.81%
UNCOLLECTIBLES	\$21.9	\$16.9	\$5.0	29.53%	0.23%
CONSERVATION	\$20.4	\$6.4	\$14.0	218.29%	0.63%
OTHER OPERATION AND MAINTENANCE	\$341.7	\$298.6	\$43.1	14.44%	1.95%
DISTRICT EMPLOYEE BENEFITS	\$216.9	\$204.7	\$12.1	5.91%	0.55%
OTHER ADMIN AND GEN. EXP.	\$112.8	\$54.3	\$58.5	107.71%	2.64%
TOTAL O. & M., A. & G., & MISC. EXP.	\$1,405.9	\$1,122.2	\$283.7	25.28%	<b>12.82%</b>
TAXES OTHER THAN INCOME					
AD VALOREM TAXES	\$16.0	\$30.5	(\$14.6)	-47.75%	-0.66%
BUSINESS LICENSE FEE	\$0.0	\$0.0	\$0.0	0.00%	0.00%
LOCAL FRANCHISE TAXES	\$0.0	\$0.0	\$0.0	0.00%	0.00%
PAYROLL TAXES	\$37.4	\$22.1	\$15.3	69.40%	0.69%
TOTAL GENERAL TAXES	\$53.3	\$52.6	\$0.7	1.39%	0.03%
DEPRECIATION	\$213.2	\$216.4	(\$3.2)	-1.48%	-0.14%
G.O. PRORATED EXPENSES:					
PAYROLL AND BENEFITS	\$240.4	\$166.1	\$74.3	44.73%	3.36%
AD VALOREM TAXES	\$6.3	\$2.9	\$3.4	118.69%	0.15%
PAYROLL TAXES	\$10.7	\$10.2	\$0.5	4.66%	0.02%
DEPRECIATION	\$56.3	\$32.6	\$23.7	72.70%	1.07%
OTHER PRORATED EXPENSES	\$149.9	\$79.3	\$70.6	89.12%	3.19%
TOTAL G.O. PRORATED EXPENSES	\$463.6	\$291.1	\$172.5	59.27%	<b>7.80%</b>
SUB -- TOTAL -- OPERATING EXPENSES	\$2,136.0	\$1,682.3	\$453.7	26.97%	20.50%
TOTAL INCOME TAXES:	\$446.6	\$171.5	\$275.1	160.45%	<b>12.43%</b>
TOTAL OPERATING EXPENSES	\$2,582.7	\$1,853.8	\$728.9	39.32%	32.93%
NET OPERATING REVENUE	\$452.3	\$359.3	\$93.0	25.87%	<b>4.20%</b>
DEPRECIATED RATE BASE	\$5,696.6	\$4,525.6	\$1,171.0	25.88%	\$350.3
RATE OF RETURN	7.94%	7.94%	0.00%	0.00%	15.83%

REDWOOD - UNIFIED DISTRICT  
**COMPARISON EXHIBIT**  
(DOLLARS IN THOUSANDS)

	Last Adopted Summary of Earnings Decision 14-08- 011				<u>% Increase in Overall Revenue Requirement</u>
	<u>2017</u>	<u>General Rate Case</u>	<u>Change</u>	<u>Change %</u>	
OPERATING REVENUES	\$866.1	\$797.5	\$68.6	8.61%	8.61% Revenue Change 9.60% Rate Change
At Current Rates	790.2		8.68%		
OPERATING EXPENSES					
PURCHASED WATER	\$15.8	\$15.2	\$0.6	4.07%	0.08%
GROUNDWATER EXTRACTION CHARGE	\$0.0	\$0.0	\$0.0		0.00%
PURCHASED POWER	\$12.4	\$16.4	(\$4.0)	-24.55%	-0.50%
PURCHASED CHEMICALS	\$1.6	\$1.7	(\$0.1)	-7.69%	-0.02%
PAYROLL -- DISTRICT	\$92.6	\$138.6	(\$46.0)	-33.19%	-5.77%
UNCOLLECTIBLES	\$6.2	\$5.8	\$0.4	6.85%	0.05%
CONSERVATION	\$5.7	\$2.1	\$3.6	171.55%	0.45%
OTHER OPERATION AND MAINTENANCE	\$129.7	\$83.6	\$46.1	55.15%	5.78%
DISTRICT EMPLOYEE BENEFITS	\$44.3	\$72.6	(\$28.3)	-38.99%	-3.55%
OTHER ADMIN AND GEN. EXP.	\$35.3	\$25.6	\$9.7	38.03%	1.22%
TOTAL O. & M., A. & G., & MISC. EXP.	\$343.5	\$361.5	(\$18.0)	-4.98%	-2.26%
TAXES OTHER THAN INCOME					
AD VALOREM TAXES	\$11.7	\$10.0	\$1.7	16.86%	0.21%
BUSINESS LICENSE FEE	\$0.0	\$0.0	\$0.0	0.00%	0.00%
LOCAL FRANCHISE TAXES	\$0.0	\$0.0	\$0.0	0.00%	0.00%
PAYROLL TAXES	\$7.8	\$9.5	(\$1.8)	-18.48%	-0.22%
TOTAL GENERAL TAXES	\$19.4	\$19.5	(\$0.1)	-0.40%	-0.01%
DEPRECIATION	\$111.6	\$105.2	\$6.5	6.16%	0.81%
G.O. PRORATED EXPENSES:					
PAYROLL AND BENEFITS	\$66.8	\$53.9	\$12.9	23.84%	1.61%
AD VALOREM TAXES	\$1.8	\$1.0	\$0.8	80.00%	0.10%
PAYROLL TAXES	\$3.0	\$3.3	(\$0.3)	-10.00%	-0.04%
DEPRECIATION	\$15.6	\$10.6	\$5.0	47.17%	0.63%
OTHER PRORATED EXPENSES	\$41.6	\$25.6	\$16.0	62.72%	2.01%
TOTAL G.O. PRORATED EXPENSES	\$128.8	\$94.4	\$34.4	36.38%	4.31%
SUB -- TOTAL -- OPERATING EXPENSES	\$603.4	\$580.6	\$22.7	3.92%	2.85%
TOTAL INCOME TAXES:	\$60.5	\$57.5	\$3.0	5.23%	0.38%
TOTAL OPERATING EXPENSES	\$663.9	\$638.2	\$25.8	4.04%	3.23%
NET OPERATING REVENUE	\$202.2	\$159.3	\$42.9	26.91%	5.38%
DEPRECIATED RATE BASE	\$2,546.7	\$2,006.6	\$540.1	26.92%	\$54.0
RATE OF RETURN	7.94%	7.94%	0.00%	0.00%	6.78%

**SALINAS DISTRICT  
COMPARISON EXHIBIT  
(Dollars in Thousands)**

	Last Adopted Summary of Earnings Advice Letter 2177				<u>% Increase in Overall Revenue Requirement</u>	
	<u>2017</u>	<u>2014 Escalation</u>	<u>Change</u>	<u>Change %</u>		
OPERATING REVENUES	\$37,012.9	\$28,054.4	\$8,958.5	31.93%	31.93%	Revenue Increase
At Current Rates	28,411.8		31.531%		30.27%	Rate increase
OPERATING EXPENSES						
PURCHASED WATER	\$0.0	\$0.0	\$0.0	0.00%	0.00%	
PUMP TAX	\$62.7	\$42.1	\$20.6	48.90%	0.07%	
PURCHASED POWER	\$2,096.1	\$1,579.9	\$516.2	32.67%	1.84%	3
PURCHASED CHEMICALS	\$260.2	\$235.8	\$24.4	10.35%	0.09%	
PAYROLL -- DISTRICT	\$3,428.0	\$3,002.4	\$425.6	14.18%	1.52%	4
UNCOLLECTIBLES	\$92.8	\$112.7	(\$19.9)	-17.66%	-0.07%	
CONSERVATION	\$625.4	\$535.1	\$90.3	16.88%	<b>0.32%</b>	
OTHER OPERATION AND MAINTENANCE	\$3,704.5	\$3,819.5	(\$115.0)	-3.01%	-0.41%	
DISTRICT EMPLOYEE BENEFITS	\$1,837.8	\$1,950.3	(\$112.5)	-5.77%	-0.40%	
OTHER ADMIN AND GEN. EXP.	\$367.7	\$368.3	(\$0.6)	-0.17%	0.00%	
TOTAL O. & M., A. & G., & MISC. EXP.	\$12,475.2	\$11,646.0	\$829.2	7.12%	2.96%	
TAXES OTHER THAN INCOME						
AD VALOREM TAXES	\$914.4	\$839.7	\$74.8	8.91%	0.27%	
BUSINESS LICENSE FEE	\$1,024.5	\$663.2	\$361.3	54.49%	1.29%	5
LOCAL FRANCHISE TAXES	\$83.5	\$79.6	\$4.0	5.01%	0.01%	
PAYROLL TAXES	\$264.5	\$222.4	\$42.1	18.92%	0.15%	
TOTAL GENERAL TAXES	\$2,287.0	\$1,804.8	\$482.2	26.72%	1.72%	
DEPRECIATION	\$5,992.7	\$2,911.6	\$3,081.1	105.82%	10.98%	
G.O. PRORATED EXPENSES:						
PAYROLL AND BENEFITS	\$2,701.2	\$2,362.3	\$338.9	14.35%	1.21%	
AD VALOREM TAXES	\$70.8	\$41.6	\$29.2	70.16%	0.10%	
PAYROLL TAXES	\$120.2	\$146.1	(\$25.9)	-17.73%	-0.09%	
DEPRECIATION	\$632.3	459.3	\$173.0	37.67%	0.62%	
OTHER PRORATED EXPENSES	\$1,684.7	\$1,131.7	\$553.0	48.87%	1.97%	2
TOTAL G.O. PRORATED EXPENSES	\$5,209.2	\$4,141.0	\$1,068.2	25.80%	3.81%	
SUB -- TOTAL -- OPERATING EXPENSES	\$25,964.1	\$20,503.4	\$5,460.6	26.63%	19.46%	
TOTAL INCOME TAXES:	\$3,042.5	\$1,992.8	\$1,049.7	52.68%	3.74%	
TOTAL OPERATING EXPENSES	\$29,006.6	\$22,496.2	\$6,510.3	28.94%	23.21%	
NET OPERATING REVENUE	\$8,006.3	\$5,558.1	\$2,448.2	44.05%	8.73%	
DEPRECIATED RATE BASE	\$100,835.6	\$69,986.2	\$30,849.4	44.08%	\$6,653.7	23.72%    1 st most significant
RATE OF RETURN	7.94%	7.94%	0.00%	-0.02%		0.74272812

SELMA DISTRICT  
**COMPARISON EXHIBIT**  
 (Dollars in Thousands)

Last Adopted  
 Summary of  
 Earnings  
 AL 2150

	2017	Inflation & SRI	Change	Change %	% Increase in Overall Revenue Requirement	% change from present rates	
OPERATING REVENUES	\$6,293.9	\$5,050.5	\$1,243.4	24.62%	24.62%	24.62%	
At Current Rates	4,677.6		26.583%			34.55%	
OPERATING EXPENSES							
PURCHASED WATER	\$0.0	\$0.0	\$0.0	0.00%	0.00%		
PUMP TAX	\$0.0	\$0.0	\$0.0	0.00%	0.00%		
PURCHASED POWER	\$373.8	\$349.3	\$24.5	7.01%	0.49%		4
CHEMICALS	\$18.5	\$22.0	(\$3.5)	-15.84%	-0.07%		
PAYROLL -- DISTRICT	\$618.0	\$535.0	\$83.0	15.52%	1.64%		3
UNCOLLECTIBLES	\$19.8	\$20.6	(\$0.9)	-4.25%	-0.02%		
CONSERVATION	\$75.2	\$28.6	\$46.6	162.77%	<b>0.92%</b>		
OTHER OPERATION AND MAINTENANCE	\$422.5	\$393.2	\$29.3	7.46%	0.58%		
DISTRICT EMPLOYEE BENEFITS	\$376.4	\$385.2	(\$8.8)	-2.29%	-0.17%		
OTHER ADMIN AND GEN. EXP.	\$132.3	\$131.4	\$0.9	0.66%	0.02%		
TOTAL O. & M., A. & G., & MISC. EXP.	\$2,036.4	\$1,865.2	\$171.2	9.18%	3.39%		
TAXES OTHER THAN INCOME							
AD VALOREM TAXES	\$144.9	\$132.7	\$12.2	9.20%	0.24%		
BUSINESS LICENSE FEE	\$0.7	\$0.7	(\$0.0)	-0.44%	0.00%		
LOCAL FRANCHISE TAXES	\$125.5	\$99.8	\$25.7		0.51%		
PAYROLL TAXES	\$48.0	\$39.9	\$8.1	20.31%	0.16%		
TOTAL GENERAL TAXES	\$319.1	\$273.1	\$46.0	16.86%	0.91%		
DEPRECIATION	\$895.3	\$768.7	\$126.6	16.47%	2.51%		
G.O. PRORATED EXPENSES:							
PAYROLL AND BENEFITS	\$516.2	\$457.0	\$59.2	12.96%	1.17%		5
AD VALOREM TAXES	\$13.5	\$8.0	\$5.5	68.01%	0.11%		
PAYROLL TAXES	\$23.0	\$28.2	(\$5.2)	-18.58%	-0.10%		
DEPRECIATION	\$120.8	88.7	\$32.1	36.19%	0.64%		
OTHER PRORATED EXPENSES	\$322.0	\$219.0	\$103.0	47.03%	2.04%		2
TOTAL G.O. PRORATED EXPENSES	\$995.5	\$801.0	\$194.5	24.29%	<b>3.85%</b>		
SUB -- TOTAL -- OPERATING EXPENSES	\$4,246.3	\$3,707.9	\$538.3	14.52%	10.66%		
TOTAL INCOME TAXES:	\$786.6	\$381.1	\$405.4	106.38%	8.03%		
TOTAL OPERATING EXPENSES	\$5,032.9	\$4,089.1	\$943.8	23.08%	18.69%		
NET OPERATING REVENUE	\$1,261.0	\$961.4	\$299.7	31.17%	5.93%		
DEPRECIATED RATE BASE	\$15,882.1	\$12,108.1	\$3,774.0	31.17%	<b>\$843.9</b>	<b>16.71%</b>	1
RATE OF RETURN	7.94%	7.94%	0.00%	0.00%			0.67870088

**STOCKTON DISTRICT  
COMPARISON EXHIBIT**  
(Dollars in Thousands)

Last Adopted  
Summary of  
Earnings  
Advice Letter 2176

	2017	RBO	Change	Change %	<u>% Increase in Overall Revenue Requirement</u>	<u>% increase from Present Rates</u>	
OPERATING REVENUES	\$45,325.6	\$36,468.5	\$8,857.1	24.29%	24.29%	Revenue Increase	
At Current Rates	38,137.5		23.224%		18.85%	Rate Increase	
OPERATING EXPENSES							
PURCHASED WATER	\$10,120.1	\$8,694.3	\$1,425.7	16.40%	3.91%		
GROUNDWATER EXTRACTION CHARGE	\$1,317.4	\$1,057.2	\$260.2	24.61%	0.71%		4 .
PURCHASED POWER	\$689.8	\$540.1	\$149.7	27.72%	0.41%		
PURCHASED CHEMICALS	\$53.6	\$56.9	(\$3.3)	-5.78%	-0.01%		
PAYROLL -- DISTRICT	\$4,149.8	\$3,895.2	\$254.6	6.54%	0.70%		5
UNCOLLECTIBLES	\$402.2	\$459.7	(\$57.5)	-12.51%	-0.16%		
CONSERVATION	\$527.3	\$220.5	\$306.8	139.14%	0.84%		
OTHER OPERATION AND MAINTENANCE	\$2,168.1	\$2,274.3	(\$106.2)	-4.67%	-0.29%		
DISTRICT EMPLOYEE BENEFITS	\$2,254.9	\$2,454.3	(\$199.4)	-8.12%	-0.55%		
OTHER ADMIN AND GEN. EXP.	\$406.9	\$344.8	\$62.1	18.01%	0.17%		no more rent 92K in adopted no.
TOTAL O. & M., A. & G., & MISC. EXP.	\$22,090.1	19,997.4	\$2,092.7	10.46%	5.74%		
TAXES OTHER THAN INCOME							
AD VALOREM TAXES	\$994.4	\$750.5	\$243.9	32.49%	0.67%		
BUSINESS LICENSE FEE	\$7.0	\$5.6	\$1.4	24.63%	0.00%		
LOCAL FRANCHISE TAXES	\$198.6	\$174.2	\$24.3	13.98%	0.07%		
PAYROLL TAXES	\$328.2	\$289.4	\$38.8	13.39%	0.11%		
TOTAL GENERAL TAXES	\$1,528.2	1,219.8	\$308.4	25.28%	0.85%		
DEPRECIATION	\$4,970.0	\$2,597.1	\$2,372.9	91.37%	6.51%		
G.O. PRORATED EXPENSES:							
PAYROLL AND BENEFITS	\$3,444.4	\$3,053.3	\$391.1	12.81%	1.07%		3
AD VALOREM TAXES	\$90.3	\$53.8	\$36.5	67.98%	0.10%		
PAYROLL TAXES	\$153.2	\$188.9	(\$35.7)	-18.88%	-0.10%		
DEPRECIATION	\$806.3	\$593.4	\$212.9	35.88%	0.58%		
OTHER PRORATED EXPENSES	\$2,148.2	\$1,462.9	\$685.3	46.85%	1.88%		2
TOTAL G.O. PRORATED EXPENSES	\$6,642.4	5,352.2	\$1,290.2	24.11%	3.54%		
SUB -- TOTAL -- OPERATING EXPENSES	\$35,230.7	29,166.5	\$6,064.2	20.79%	16.63%		
TOTAL INCOME TAXES:	\$2,008.0	\$2,099.0	(\$91.0)	-4.34%	-0.25%		mains repair tax benefits
TOTAL OPERATING EXPENSES	\$37,238.7	31,265.5	\$5,973.1	19.10%	16.38%		
NET OPERATING REVENUE	\$8,086.9	5,203.0	\$2,884.0	55.43%	7.91%		17.17%
DEPRECIATED RATE BASE	\$101,850.7	\$65,527.0	\$36,323.7	55.43%	\$5,409.8	14.83%	1
RATE OF RETURN	7.94%	7.94%	0.00%	0.00%		0.6107833	

VISALIA DISTRICT  
COMPARISON EXHIBIT  
TABLE 1-A

Last Adopted  
Summary of  
Earnings  
Advice Letter 2136

	<u>2017</u>	<u>GRC Rates</u>	<u>Change</u>	<u>Change %</u>	<u>% Increase in Overall Revenue Requirement</u>	
OPERATING REVENUES	\$34,083.7	\$26,865.1	\$7,218.6	26.87%	26.87%	26.9% revenue increase
At Current Rates	\$29,714.1		24,294%			14.7% rate increase
OPERATING EXPENSES						
PURCHASED WATER	\$0.0	\$0.0	\$0.0	0.00%	0.00%	
PUMP TAX	\$524.4	\$463.0	\$61.4	13.26%	0.23%	
PURCHASED POWER	\$2,220.9	\$1,582.1	\$638.9	40.38%	2.38%	
CHEMICALS	\$96.0	\$162.2	(\$66.2)	-40.84%	-0.25%	
PAYROLL -- DISTRICT	\$3,702.4	\$3,169.1	\$533.3	16.83%	1.99%	
UNCOLLECTIBLES	\$121.5	\$119.9	\$1.6	1.31%	0.01%	
CONSERVATION	\$634.4	\$378.3	\$256.1	67.68%	0.95%	
OTHER OPERATION AND MAINTENANCE	\$2,337.2	\$2,223.0	\$114.3	5.14%	0.43%	
DISTRICT EMPLOYEE BENEFITS	\$2,050.6	\$2,348.9	(\$298.4)	-12.70%	-1.11%	
OTHER ADMIN AND GEN. EXP.	\$426.2	\$166.7	\$259.5	155.60%	0.97%	
TOTAL O. & M., A. & G., & MISC. EXP.	\$12,113.6	\$10,613.3	\$1,500.3	14.14%	5.58%	
TAXES OTHER THAN INCOME						
AD VALOREM TAXES	\$716.2	\$676.2	\$40.1	5.93%	0.15%	
BUSINESS LICENSE FEE	\$0.8	\$0.8	\$0.0	0.00%	0.00%	
LOCAL FRANCHISE TAXES	\$0.0	\$0.0	\$0.0		0.00%	
PAYROLL TAXES	\$290.2	\$254.2	\$36.0	14.15%	0.13%	
TOTAL GENERAL TAXES	\$1,007.2	\$931.2	\$76.0	8.17%	0.28%	
DEPRECIATION	\$5,060.8	\$4,471.0	\$589.7	13.19%	2.20%	
G.O. PRORATED EXPENSES:						
Payroll	1,882.2	\$0.0	\$3,190.8			
Benefits	1,308.6	\$0.0	\$1,308.6			
PAYROLL AND BENEFITS	\$3,190.8	\$2,659.4	\$531.4	19.98%	1.98%	
AD VALOREM TAXES	\$83.7	\$47.7	\$36.0	75.47%	0.13%	
PAYROLL TAXES	\$142.0	\$164.5	(\$22.5)	-13.68%	-0.08%	
Depreciation	\$746.9	\$528.3	\$218.6	41.38%	0.81%	
OTHER PRORATED EXPENSES	\$1,990.0	\$1,779.6	\$210.4	11.82%	0.78%	
TOTAL G.O. PRORATED EXPENSES	\$6,153.4	\$4,651.2	\$1,502.2	32.30%	5.59%	
SUB -- TOTAL -- OPERATING EXPENSES	\$24,335.0	\$20,666.7	\$3,668.3	17.75%	13.65%	
TOTAL INCOME TAXES:	\$3,996.1	\$1,917.9	\$2,078.2	108.36%	7.74%	
TOTAL OPERATING EXPENSES	\$28,331.1	\$22,584.6	\$5,746.5	25.44%	21.39%	
NET OPERATING REVENUE	\$5,752.6	\$4,280.5	\$1,472.1	34.39%	5.48%	
DEPRECIATED RATE BASE	\$72,450.7	\$59,597.2	\$12,853.5	21.57%	\$4,180.1	15.56%
RATE OF RETURN	7.94%	7.18%	0.76%	10.55%		



WESTLAKE DISTRICT  
COMPARISON EXHIBIT  
(DOLLARS IN THOUSANDS)

	Last Adopted Summary of Earnings Advice Letter 2150				<u>% Increase in Overall Revenue Requirement</u>	
	<u>2017</u>	<u>Escalation Filing</u>	<u>Change</u>	<u>Change %</u>		
OPERATING REVENUES	\$19,104.7	\$17,518.9	\$1,585.7	9.05%	9.05%	Revenue Increase
At Current Rates	17,275.4		9.18%		10.59%	Rate Increase
OPERATING EXPENSES						
PURCHASED WATER	\$10,557.0	\$10,249.0	\$308.0	3.00%	1.76%	1
GROUNDWATER EXTRACTION CHARGE	\$0.0	\$0.0	\$0.0	0.00%	0.00%	
PURCHASED POWER	\$301.7	\$256.4	\$45.3	17.68%	0.26%	
PURCHASED CHEMICALS	\$1.1	\$0.0	\$1.1	#DIV/0!	0.01%	
PAYROLL -- DISTRICT	\$744.4	\$737.1	\$7.3	0.99%	0.04%	
UNCOLLECTIBLES	\$12.2	\$17.2	(\$5.0)	-28.99%	-0.03%	
CONSERVATION	\$444.3	\$393.5	\$50.7	12.89%	0.29%	5
OTHER OPERATION AND MAINTENANCE	\$446.1	\$596.2	(\$150.1)	-25.18%	-0.86%	4
DISTRICT EMPLOYEE BENEFITS	\$403.3	\$410.0	(\$6.8)	-1.65%	-0.04%	
OTHER ADMIN AND GEN. EXP.	\$126.3	\$136.7	(\$10.4)	-7.64%	-0.06%	
TOTAL O. & M., A. & G., & MISC. EXP.	\$13,036.3	\$12,796.2	\$240.1	1.88%	1.37%	
TAXES OTHER THAN INCOME						
AD VALOREM TAXES	\$175.4	\$166.3	\$9.1	5.49%	0.05%	
BUSINESS LICENSE FEE	\$0.0	\$0.0	\$0.0	0.00%	0.00%	
LOCAL FRANCHISE TAXES	\$218.5	\$190.1	\$28.4	14.93%	0.16%	
PAYROLL TAXES	\$65.3	\$53.3	\$11.9	22.33%	0.07%	
TOTAL GENERAL TAXES	\$459.2	\$409.7	\$49.4	12.06%	0.28%	
DEPRECIATION	\$1,078.3	\$832.0	\$246.3	29.60%	1.41%	
G.O. PRORATED EXPENSES:						
PAYROLL AND BENEFITS	\$1,054.6	\$921.6	\$133.0	14.44%	0.76%	2
AD VALOREM TAXES	\$27.7	\$16.2	\$11.5	70.95%	0.07%	
PAYROLL TAXES	\$46.9	\$57.0	(\$10.1)	-17.68%	-0.06%	
OTHER PRORATED EXPENSES	\$904.7	\$620.7	\$284.0	45.75%	1.62%	3
TOTAL G.O. PRORATED EXPENSES	\$2,033.9	\$1,615.5	\$418.4	25.90%	<b>2.39%</b>	
SUB -- TOTAL -- OPERATING EXPENSES	\$16,607.7	\$15,653.4	\$954.2	6.10%	5.45%	
TOTAL INCOME TAXES:	\$704.4	\$584.2	\$120.2	20.57%	0.69%	
TOTAL OPERATING EXPENSES	\$17,312.0	\$16,237.6	\$1,074.4	6.62%	6.13%	
NET OPERATING REVENUE	\$1,792.7	\$1,281.3	\$511.4	39.91%	<b>2.92%</b>	
DEPRECIATED RATE BASE	\$22,577.6	\$18,257.0	\$4,320.6	23.67%	\$886.9	5.06%
RATE OF RETURN	7.94%	7.02%	7.94%	113.14%		

**WILLOWS DISTRICT  
COMPARISON EXHIBIT  
(Dollars in Thousands)**

	Last Adopted Summary of Earnings Advice Letter 2136				<u>% Increase in Overall Revenue Requirement</u>
	<u>2017</u>	2012 GRC Rates	<u>Change</u>	<u>Change %</u>	
OPERATING REVENUES	\$3,324.4	\$2,349.7	\$974.7	41.48%	41.48% revenue increase
At Current Rates	2,466.6		39.51%		34.77% rate increase
OPERATING EXPENSES					
PURCHASED WATER	\$0.0	\$0.0	\$0.0	0.00%	0.00%
GROUNDWATER EXTRACTION CHARGE	\$0.0	\$0.0	\$0.0	0.00%	0.00%
PURCHASED POWER	\$117.3	\$82.1	\$35.2	42.81%	1.50%
PURCHASED CHEMICALS	\$7.5	\$6.7	\$0.8	11.76%	0.03%
PAYROLL -- DISTRICT	\$385.7	\$287.4	\$98.3	34.20%	4.18%
UNCOLLECTIBLES	\$13.7	\$12.3	\$1.4	11.82%	0.06%
CONSERVATION	\$12.7	\$12.7	(\$0.0)	0.00%	0.00%
OTHER OPERATION AND MAINTENANCE	\$310.8	\$222.3	\$88.5	39.79%	3.76%
DISTRICT EMPLOYEE BENEFITS	\$219.7	\$181.3	\$38.3	21.15%	1.63%
OTHER ADMIN AND GEN. EXP.	\$163.6	\$52.8	\$110.8	209.77%	4.72%
TOTAL O. & M., A. & G., & MISC. EXP.	\$1,230.9	\$857.6	\$373.3	43.53%	15.89%
TAXES OTHER THAN INCOME					
AD VALOREM TAXES	\$75.8	\$81.7	(\$5.9)	-7.20%	-0.25%
BUSINESS LICENSE FEE	\$43.9	\$31.0	\$12.9	41.48%	0.55%
LOCAL FRANCHISE TAXES	\$0.0	\$0.0	\$0.0	0.00%	0.00%
PAYROLL TAXES	\$29.7	\$22.5	\$7.2	31.89%	0.31%
TOTAL GENERAL TAXES	\$149.5	\$135.3	\$14.2	10.49%	0.60%
DEPRECIATION	\$277.0	\$292.0	(\$15.0)	-5.14%	-0.64%
G.O. PRORATED EXPENSES:					
PAYROLL AND BENEFITS	\$244.8	\$186.9	\$57.9	30.98%	2.46%
AD VALOREM TAXES	\$6.4	\$3.4	\$3.0	88.24%	0.13%
PAYROLL TAXES	\$10.9	\$11.6	(\$0.7)	-6.03%	-0.03%
DEPRECIATION	\$57.3	\$37.1	\$20.2	54.45%	0.61%
OTHER PRORATED EXPENSES	\$152.6	\$115.3	\$37.3	32.33%	1.59%
TOTAL G.O. PRORATED EXPENSES	\$472.0	\$354.3	\$117.7	33.22%	<b>5.01%</b>
SUB -- TOTAL -- OPERATING EXPENSES	\$2,129.3	\$1,639.2	\$490.2	29.90%	20.86%
TOTAL INCOME TAXES:	\$604.6	\$189.5	\$415.1	219.03%	17.67%
TOTAL OPERATING EXPENSES	\$2,734.0	\$1,828.7	\$905.3	49.50%	38.53%
NET OPERATING REVENUE	\$590.4	\$521.0	\$69.4	13.32%	<b>2.95%</b> 19.73%
DEPRECIATED RATE BASE	\$7,436.1	\$6,906.0	\$530.0	7.67%	\$463.6
RATE OF RETURN	7.94%	7.54%	0.40%	5.24%	

# ATTACHMENT D

*This page intentionally left blank.*

Para más información sobre este aviso por favor llame al número (650) 558-7800

**Notification of Application Filed by California Water Service Company  
for a Rate Increase in its Bayshore District**

**Application No. 15-07-XXX**

California Water Service (Cal Water) has filed an application with the California Public Utilities Commission (CPUC) to increase rates for providing water service. To justify this increase for the Bayshore District in years 2017-2019, Cal Water has presented an estimate of its costs in a formal CPUC proceeding, called a General Rate Case (GRC) application.

**The Application**

The CPUC requires Cal Water to submit GRC applications every three years to ensure that water rates accurately reflect the cost of providing water service. As part of its GRC, Cal Water has proposed consolidating operations and rate-making for its Bayshore and Redwood Valley Districts to improve affordability and develop administrative efficiencies.

With Consolidation – If this consolidation is approved by the CPUC as proposed, Cal Water requests revenue increases for the consolidated district of \$7,286,895, or 9.1%, for 2017, \$1,299,446, or 1.5%, for 2018 and \$1,298,853, or 1.5%, for 2019. With consolidation, the total revenue increase over the three years would be \$9,885,193 or 12.3%.

Estimated Revenue Increases **with** Consolidation (by type of service)

<i>Type of Service Provided</i>	<i>2017 Increase \$</i>	<i>%</i>	<i>2018 Increase \$</i>	<i>%</i>	<i>2019 Increase \$</i>	<i>%</i>
Residential Metered Service	4,362,774	14.2	518,546	1.5	518,309	1.5
Nonresidential Metered Service	3,848,057	14.2	457,368	1.5	457,160	1.3

Without Consolidation – If consolidation is not approved, Cal Water requests revenue increases for its Bayshore District of \$7,852,916, or 10.9%, for 2017, \$3,434,354, or 4.3%, for 2018 and \$3,354,982, or 4.0%, for 2019. Without consolidation, the total revenue increase over the three years would be \$14,642,252 or 20.3%.

Estimated Revenue Increases **without** Consolidation (by type of service)

<i>Type of Service Provided</i>	<i>2017 Increase \$</i>	<i>%</i>	<i>2018 Increase \$</i>	<i>%</i>	<i>2019 Increase \$</i>	<i>%</i>
Residential Metered Service	3,972,015	13.0	738,673	2.1	545,941	1.5
Nonresidential Metered Service	3,503,399	13.0	651,525	2.1	481,531	1.5

The tables below detail the increase a typical residential customer would see in his or her bill if Cal Water’s proposed rates for 2017, 2018, and 2019 were adopted.

**Typical Customer Impact *with* Consolidation**

If Cal Water’s proposed consolidation of the Bayshore and Redwood Valley Districts is approved, the bills for a typical residential customer with a 5/8” x 3/4” meter using 7,481 gallons (10 Ccf) of water per month, and a flat-rate service customer with a lot size between 6,001 and 10,000 would resemble those below. **These numbers do not include surcharges and credits.**

**Typical Residential Customer Bill Increase with Consolidation**

<i>Residential Customer</i>	<i>Current \$</i>	<i>2017 \$ Increase</i>	<i>%</i>	<i>2018 \$ Increase</i>	<i>%</i>	<i>2019 \$ Increase</i>	<i>%</i>
5/8" x 3/4" meter	69	10	14.2	1	1.5	1	1.5

**Typical Customer Impact without Consolidation**

If Cal Water's proposal is adopted **without consolidation**, the bill of a typical residential customer with a 5/8" x 3/4" meter using 7,481 gallons (10 Ccf) of water per month, and a flat-rate service customer with a lot size between 6,001 and 10,000 square feet would resemble those below. **These numbers do not include surcharges and credits.**

**Typical Residential Customer Bill Increase without Consolidation**

<i>Residential Customer</i>	<i>Current \$</i>	<i>2017 \$ Increase</i>	<i>%</i>	<i>2018 \$ Increase</i>	<i>%</i>	<i>2019 \$ Increase</i>	<i>%</i>
5/8" x 3/4" meter	69	9	12.9	2	2.1	1	1.5

**Reasons for Increase**

Cal Water has been providing water to California communities for nearly 90 years, and many of the facilities used for water service have reached the end of their useful lives. For the Bayshore District, Cal Water's requested increase reflects some of the following components:

- -47.8% of the increase is for projected water supply costs
- 121.8% of the increase is for water infrastructure improvements
- 26.0% of the increase is for projected operation and maintenance expenses

In the filing, Cal Water's proposed rates for 2017-2019 would become effective on January 1, 2017. The rate increases for 2018 and 2019 are derived using the most recent inflation factors provided by the CPUC. The CPUC requires that Cal Water use a simplified, inflation-based, escalation methodology for its proposed rates for those years that are in between GRC test years.

**Obtaining a Copy of the Application**

A copy of Cal Water's proposed GRC application and related exhibits may be reviewed at Cal Water's office, located at 341 North Delaware Street, San Mateo, CA 94401. An electronic or paper copy of said application and related exhibits will be furnished by Cal Water upon written request to California Water Service Company, 1720 North First Street, San Jose, CA 95112-4598. Copies are also available to review at the CPUC's Central Files Office in San Francisco at 505 Van Ness Avenue, San Francisco, CA 94102, between the hours of 8:00 a.m. and noon.

**The CPUC's Process**

This application will be assigned to an Administrative Law Judge (Judge) who will determine how to receive evidence and other related documents, necessary for the CPUC to establish a record upon which to base its decision. Evidentiary Hearings (EHs) may be held where parties of record will present their testimony and may be subject to cross-examination by other parties. These EHs are open to the public, but only those who are parties of record can participate. After considering all proposals and all evidence presented during the formal hearing process, the assigned Judge will issue a proposed decision determining whether to adopt all or part of Cal Water's request, modify it, or deny it. The CPUC Commissioners may sponsor an alternate decision and the issue will be decided at a scheduled Commission Voting Meeting.

As a party of record, the Office of Ratepayer Advocates (ORA) will review this application. ORA is the independent consumer advocate within the CPUC with a legislative mandate to represent investor-owned utility customers to obtain the lowest possible rate for service consistent with reliable and safe service levels. ORA

has a multi-disciplinary staff with expertise in economics, finance, accounting and engineering. Other parties of record will also participate in the CPUC's proceeding to consider this application. For more information about ORA, please call (415) 703-1584, e-mail [ora@cpuc.ca.gov](mailto:ora@cpuc.ca.gov) or visit ORA's website at <http://ora.ca.gov/default.aspx>.

**Stay Informed**

The CPUC offers a free Subscription Service which is available on the CPUC website at [www.cpuc.ca.gov](http://www.cpuc.ca.gov) which allows you to follow this proceeding. If you would like to learn how you can participate in the proceeding, or if you have informal comments or questions about the CPUC process, you may contact the CPUC's Public Advisor's Office at the address noted below.

Email: [public.advisor@cpuc.ca.gov](mailto:public.advisor@cpuc.ca.gov)  
Write: CPUC Public Advisor's Office  
505 Van Ness Avenue  
San Francisco, CA 94102

Phone: 1-866-849-8390 (toll-free) or 1-415-703-2074  
1-866-836-7825 (toll-free) or TTY 1-415-703-5282

Please reference **Cal Water's Application No. 15-07-XXX** in any communications you have with the CPUC regarding this matter. All public comments will become part of the public correspondence file for this proceeding and made available for review for the assigned Judge, the Commissioners, and appropriate CPUC staff.

Para más información sobre este aviso por favor llame al número (707) 869-0050

**Notification of Application Filed by California Water Service Company  
for a Rate Increase in its Redwood Valley - Coast Spring District**

**Application No. 15-07-XXX**

California Water Service (Cal Water) has filed an application with the California Public Utilities Commission (CPUC) to increase rates for providing water service. To justify this increase for the Redwood Valley - Coast Spring District in years 2017-2019, Cal Water has presented an estimate of its costs in a formal CPUC proceeding, called a General Rate Case (GRC) application.

**The Application**

The CPUC requires Cal Water to submit GRC applications every three years to ensure that water rates accurately reflect the cost of providing water service. As part of its GRC, Cal Water has proposed consolidating operations and rate-making for its Bayshore and Redwood Valley Districts to improve affordability and develop administrative efficiencies.

With Consolidation – If this consolidation is approved by the CPUC as proposed, Cal Water requests revenue increases for the consolidated district of \$7,286,895, or 9.1%, for 2017, \$1,299,446, or 1.5%, for 2018 and \$1,298,853, or 1.5%, for 2019. With consolidation, the total revenue increase over the three years would be \$9,885,193 or 12.3%.

Estimated Revenue Increases **with** Consolidation (by type of service)

<i>Type of Service Provided</i>	<i>2017 Increase \$</i>	<i>%</i>	<i>2018 Increase \$</i>	<i>%</i>	<i>2019 Increase \$</i>	<i>%</i>
Residential Metered Service	16,257	6.4	3,981	1.5	3,979	1.5
Nonresidential Metered Service	1,689	6.4	414	1.5	413	0.2

Without Consolidation – If consolidation is not approved, Cal Water requests revenue increases for its Redwood Valley - Coast Spring District of \$44,328, or 8.5%, for 2017, \$14,373, or 2.6%, for 2018 and \$14,374, or 2.5%, for 2019. Without consolidation, the total revenue increase over the three years would be \$73,075 or 14.1%.

Estimated Revenue Increases **without** Consolidation (by type of service)

<i>Type of Service Provided</i>	<i>2017 Increase \$</i>	<i>%</i>	<i>2018 Increase \$</i>	<i>%</i>	<i>2019 Increase \$</i>	<i>%</i>
General Metered Service	34,091	12.2	10,507	3.4	8,038	2.5

The tables below detail the increase a typical residential customer would see in his or her bill if Cal Water’s proposed rates for 2017, 2018, and 2019 were adopted.

**Typical Customer Impact *with* Consolidation**

If Cal Water’s proposed consolidation of the Bayshore and Redwood Valley Districts is approved, the bills for a typical residential customer with a 5/8” x 3/4” meter using 1,556 gallons (2 Ccf) of water per month, and a flat-rate service customer with a lot size between 6,001 and 10,000 would resemble those below. **These numbers do not include surcharges and credits.**



**Typical Residential Customer Bill Increase with Consolidation**

<i>Residential Customer</i>	<i>Current \$</i>	<i>2017 \$ Increase</i>	<i>%</i>	<i>2018 \$ Increase</i>	<i>%</i>	<i>2019 \$ Increase</i>	<i>%</i>
5/8" x 3/4" meter	153	10	6.4	-1	-0.7	2	1.5

**Typical Customer Impact without Consolidation**

If Cal Water’s proposal is adopted **without consolidation**, the bill of a typical residential customer with a 5/8" x 3/4" meter using 1,556 gallons (2 Ccf) of water per month, and a flat-rate service customer with a lot size between 6,001 and 10,000 square feet would resemble those below. **These numbers do not include surcharges and credits.**

**Typical Residential Customer Bill Increase without Consolidation**

<i>Residential Customer</i>	<i>Current \$</i>	<i>2017 \$ Increase</i>	<i>%</i>	<i>2018 \$ Increase</i>	<i>%</i>	<i>2019 \$ Increase</i>	<i>%</i>
5/8" x 3/4" meter	153	19	12.2	2	1.1	4	2.5

**Reasons for Increase**

Cal Water has been providing water to California communities for nearly 90 years, and many of the facilities used for water service have reached the end of their useful lives. For the Redwood Valley - Coast Spring District, Cal Water’s requested increase reflects some of the following components:

- -55.2% of the increase is for projected water supply costs
- 133.0% of the increase is for water infrastructure improvements
- 22.2% of the increase is for projected operation and maintenance expenses

In the filing, Cal Water’s proposed rates for 2017-2019 would become effective on January 1, 2017. The rate increases for 2018 and 2019 are derived using the most recent inflation factors provided by the CPUC. The CPUC requires that Cal Water use a simplified, inflation-based, escalation methodology for its proposed rates for those years that are in between GRC test years.

**Obtaining a Copy of the Application**

A copy of Cal Water’s proposed GRC application and related exhibits may be reviewed at Cal Water’s office, located at 14034 Armstrong Woods Road, Guerneville, CA 95446. An electronic or paper copy of said application and related exhibits will be furnished by Cal Water upon written request to California Water Service Company, 1720 North First Street, San Jose, CA 95112-4598. Copies are also available to review at the CPUC’s Central Files Office in San Francisco at 505 Van Ness Avenue, San Francisco, CA 94102, between the hours of 8:00 a.m. and noon.

**The CPUC’s Process**

This application will be assigned to an Administrative Law Judge (Judge) who will determine how to receive evidence and other related documents, necessary for the CPUC to establish a record upon which to base its decision. Evidentiary Hearings (EHs) may be held where parties of record will present their testimony and may be subject to cross-examination by other parties. These EHs are open to the public, but only those who are parties of record can participate. After considering all proposals and all evidence presented during the formal hearing process, the assigned Judge will issue a proposed decision determining whether to adopt all or part of Cal Water’s request, modify it, or deny it. The CPUC Commissioners may sponsor an alternate decision and the issue will be decided at a scheduled Commission Voting Meeting.

As a party of record, the Office of Ratepayer Advocates (ORA) will review this application. ORA is the independent consumer advocate within the CPUC with a legislative mandate to represent investor-owned utility customers to obtain the lowest possible rate for service consistent with reliable and safe service levels. ORA has a multi-disciplinary staff with expertise in economics, finance, accounting and engineering. Other parties of

record will also participate in the CPUC's proceeding to consider this application. For more information about ORA, please call (415) 703-1584, e-mail [ora@cpuc.ca.gov](mailto:ora@cpuc.ca.gov) or visit ORA's website at <http://ora.ca.gov/default.aspx>.

**Stay Informed**

The CPUC offers a free Subscription Service which is available on the CPUC website at [www.cpuc.ca.gov](http://www.cpuc.ca.gov) which allows you to follow this proceeding. If you would like to learn how you can participate in the proceeding, or if you have informal comments or questions about the CPUC process, you may contact the CPUC's Public Advisor's Office at the address noted below.

Email: [public.advisor@cpuc.ca.gov](mailto:public.advisor@cpuc.ca.gov)

Phone: 1-866-849-8390 (toll-free) or 1-415-703-2074

Write: CPUC Public Advisor's Office

1-866-836-7825 (toll-free) or TTY 1-415-703-5282

505 Van Ness Avenue

San Francisco, CA 94102

Please reference **Cal Water's Application No. 15-07-XXX** in any communications you have with the CPUC regarding this matter. All public comments will become part of the public correspondence file for this proceeding and made available for review for the assigned Judge, the Commissioners, and appropriate CPUC staff.

Para más información sobre este aviso por favor llame al número (707) 274-6624

**Notification of Application Filed by California Water Service Company  
for a Rate Increase in its Redwood Valley - Lucerne District**

**Application No. 15-07-XXX**

California Water Service (Cal Water) has filed an application with the California Public Utilities Commission (CPUC) to increase rates for providing water service. To justify this increase for the Redwood Valley - Lucerne District in years 2017-2019, Cal Water has presented an estimate of its costs in a formal CPUC proceeding, called a General Rate Case (GRC) application.

**The Application**

The CPUC requires Cal Water to submit GRC applications every three years to ensure that water rates accurately reflect the cost of providing water service. As part of its GRC, Cal Water has proposed consolidating operations and rate-making for its Bayshore and Redwood Valley Districts to improve affordability and develop administrative efficiencies.

With Consolidation – If this consolidation is approved by the CPUC as proposed, Cal Water requests revenue increases for the consolidated district of \$7,286,895, or 9.1%, for 2017, \$1,299,446, or 1.5%, for 2018 and \$1,298,853, or 1.5%, for 2019. With consolidation, the total revenue increase over the three years would be \$9,885,193 or 12.3%.

Estimated Revenue Increases **with** Consolidation (by type of service)

<i>Type of Service Provided</i>	<i>2017 Increase \$</i>	<i>%</i>	<i>2018 Increase \$</i>	<i>%</i>	<i>2019 Increase \$</i>	<i>%</i>
Residential Metered Service	65,653	6.4	16,076	1.5	16,069	1.5
Nonresidential Metered Service	21,215	6.4	5,195	1.5	5,192	0.5

Without Consolidation – If consolidation is not approved, Cal Water requests revenue increases for its Redwood Valley - Lucerne District of \$821,844, or 37.1%, for 2017, \$-46,035, or -1.5%, for 2018 and \$-45,863, or -1.5%, for 2019. Without consolidation, the total revenue increase over the three years would be \$729,945 or 33.0%.

Estimated Revenue Increases **without** Consolidation (by type of service)

<i>Type of Service Provided</i>	<i>2017 Increase \$</i>	<i>%</i>	<i>2018 Increase \$</i>	<i>%</i>	<i>2019 Increase \$</i>	<i>%</i>
General Metered Service	580,821	43.1	13,869	0.7	-29,814	-1.5

The tables below detail the increase a typical residential customer would see in his or her bill if Cal Water’s proposed rates for 2017, 2018, and 2019 were adopted.

**Typical Customer Impact *with* Consolidation**

If Cal Water’s proposed consolidation of the Bayshore and Redwood Valley Districts is approved, the bills for a typical residential customer with a 5/8” x 3/4” meter using 3,740 gallons (5 Ccf) of water per month, and a flat-rate service customer with a lot size between 6,001 and 10,000 would resemble those below. **These numbers do not include surcharges and credits.**

**Typical Residential Customer Bill Increase with Consolidation**

<i>Residential Customer</i>	<i>Current \$</i>	<i>2017 \$ Increase</i>	<i>%</i>	<i>2018 \$ Increase</i>	<i>%</i>	<i>2019 \$ Increase</i>	<i>%</i>
5/8" x 3/4" meter	132	9	6.4	2	1.5	2	1.5

**Typical Customer Impact without Consolidation**

If Cal Water’s proposal is adopted **without consolidation**, the bill of a typical residential customer with a 5/8” x 3/4” meter using 3,740 gallons (5 Ccf) of water per month, and a flat-rate service customer with a lot size between 6,001 and 10,000 square feet would resemble those below. **These numbers do not include surcharges and credits.**

**Typical Residential Customer Bill Increase without Consolidation**

<i>Residential Customer</i>	<i>Current \$</i>	<i>2017 \$ Increase</i>	<i>%</i>	<i>2018 \$ Increase</i>	<i>%</i>	<i>2019 \$ Increase</i>	<i>%</i>
5/8" x 3/4" meter	132	57	43.2	-10	-5.2	-3	-1.5

**Reasons for Increase**

Cal Water has been providing water to California communities for nearly 90 years, and many of the facilities used for water service have reached the end of their useful lives. For the Redwood Valley - Lucerne District, Cal Water’s requested increase reflects some of the following components:

- -55.2% of the increase is for projected water supply costs
- 133.0% of the increase is for water infrastructure improvements
- 22.2% of the increase is for projected operation and maintenance expenses

In the filing, Cal Water’s proposed rates for 2017-2019 would become effective on January 1, 2017. The rate increases for 2018 and 2019 are derived using the most recent inflation factors provided by the CPUC. The CPUC requires that Cal Water use a simplified, inflation-based, escalation methodology for its proposed rates for those years that are in between GRC test years.

**Obtaining a Copy of the Application**

A copy of Cal Water’s proposed GRC application and related exhibits may be reviewed at Cal Water’s office, located at 6125 East Highway 20, Lucerne, CA 95458. An electronic or paper copy of said application and related exhibits will be furnished by Cal Water upon written request to California Water Service Company, 1720 North First Street, San Jose, CA 95112-4598. Copies are also available to review at the CPUC’s Central Files Office in San Francisco at 505 Van Ness Avenue, San Francisco, CA 94102, between the hours of 8:00 a.m. and noon.

**The CPUC’s Process**

This application will be assigned to an Administrative Law Judge (Judge) who will determine how to receive evidence and other related documents, necessary for the CPUC to establish a record upon which to base its decision. Evidentiary Hearings (EHs) may be held where parties of record will present their testimony and may be subject to cross-examination by other parties. These EHs are open to the public, but only those who are parties of record can participate. After considering all proposals and all evidence presented during the formal hearing process, the assigned Judge will issue a proposed decision determining whether to adopt all or part of Cal Water’s request, modify it, or deny it. The CPUC Commissioners may sponsor an alternate decision and the issue will be decided at a scheduled Commission Voting Meeting.

As a party of record, the Office of Ratepayer Advocates (ORA) will review this application. ORA is the independent consumer advocate within the CPUC with a legislative mandate to represent investor-owned utility

customers to obtain the lowest possible rate for service consistent with reliable and safe service levels. ORA has a multi-disciplinary staff with expertise in economics, finance, accounting and engineering. Other parties of record will also participate in the CPUC's proceeding to consider this application. For more information about ORA, please call (415) 703-1584, e-mail [ora@cpuc.ca.gov](mailto:ora@cpuc.ca.gov) or visit ORA's website at <http://ora.ca.gov/default.aspx>.

**Stay Informed**

The CPUC offers a free Subscription Service which is available on the CPUC website at [www.cpuc.ca.gov](http://www.cpuc.ca.gov) which allows you to follow this proceeding. If you would like to learn how you can participate in the proceeding, or if you have informal comments or questions about the CPUC process, you may contact the CPUC's Public Advisor's Office at the address noted below.

Email: [public.advisor@cpuc.ca.gov](mailto:public.advisor@cpuc.ca.gov)  
Write: CPUC Public Advisor's Office  
505 Van Ness Avenue  
San Francisco, CA 94102

Phone: 1-866-849-8390 (toll-free) or 1-415-703-2074  
1-866-836-7825 (toll-free) or TTY 1-415-703-5282

Please reference **Cal Water's Application No. 15-07-XXX** in any communications you have with the CPUC regarding this matter. All public comments will become part of the public correspondence file for this proceeding and made available for review for the assigned Judge, the Commissioners, and appropriate CPUC staff.

Para más información sobre este aviso por favor llame al número (707) 869-0050

**Notification of Application Filed by California Water Service Company  
for a Rate Increase in its Redwood Valley - Unified District**

**Application No. 15-07-XXX**

California Water Service (Cal Water) has filed an application with the California Public Utilities Commission (CPUC) to increase rates for providing water service. To justify this increase for the Redwood Valley - Unified District in years 2017-2019, Cal Water has presented an estimate of its costs in a formal CPUC proceeding, called a General Rate Case (GRC) application.

**The Application**

The CPUC requires Cal Water to submit GRC applications every three years to ensure that water rates accurately reflect the cost of providing water service. As part of its GRC, Cal Water has proposed consolidating operations and rate-making for its Bayshore and Redwood Valley Districts to improve affordability and develop administrative efficiencies.

With Consolidation – If this consolidation is approved by the CPUC as proposed, Cal Water requests revenue increases for the consolidated district of \$7,286,895, or 9.1%, for 2017, \$1,299,446, or 1.5%, for 2018 and \$1,298,853, or 1.5%, for 2019. With consolidation, the total revenue increase over the three years would be \$9,885,193 or 12.3%.

Estimated Revenue Increases **with** Consolidation (by type of service)

<i>Type of Service Provided</i>	<i>2017 Increase \$</i>	<i>%</i>	<i>2018 Increase \$</i>	<i>%</i>	<i>2019 Increase \$</i>	<i>%</i>
Residential Metered Service	23,743	6.4	5,814	1.5	5,811	1.5
Nonresidential Metered Service	3,912	6.4	958	1.5	958	0.2

Without Consolidation – If consolidation is not approved, Cal Water requests revenue increases for its Redwood Valley - Unified District of \$68,629, or 8.6%, for 2017, \$39,002, or 4.5%, for 2018 and \$39,038, or 4.3%, for 2019. Without consolidation, the total revenue increase over the three years would be \$146,669 or 18.4%.

Estimated Revenue Increases **without** Consolidation (by type of service)

<i>Type of Service Provided</i>	<i>2017 Increase \$</i>	<i>%</i>	<i>2018 Increase \$</i>	<i>%</i>	<i>2019 Increase \$</i>	<i>%</i>
General Metered Service	41,237	9.6	25,213	5.4	21,379	4.3

The tables below detail the increase a typical residential customer would see in his or her bill if Cal Water’s proposed rates for 2017, 2018, and 2019 were adopted.

**Typical Customer Impact *with* Consolidation**

If Cal Water’s proposed consolidation of the Bayshore and Redwood Valley Districts is approved, the bills for a typical residential customer with a 5/8” x 3/4” meter using 3,740 gallons (5 Ccf) of water per month, and a flat-rate service customer with a lot size between 6,001 and 10,000 would resemble those below. **These numbers do not include surcharges and credits.**

Typical Residential Customer Bill Increase with Consolidation

<i>Residential Customer</i>	<i>Current \$</i>	<i>2017 \$ Increase</i>	<i>%</i>	<i>2018 \$ Increase</i>	<i>%</i>	<i>2019 \$ Increase</i>	<i>%</i>
5/8" x 3/4" meter	135	9	6.4	2	1.5	2	1.5

**Typical Customer Impact without Consolidation**

If Cal Water's proposal is adopted **without consolidation**, the bill of a typical residential customer with a 5/8" x 3/4" meter using 3,740 gallons (5 Ccf) of water per month, and a flat-rate service customer with a lot size between 6,001 and 10,000 square feet would resemble those below. **These numbers do not include surcharges and credits.**

Typical Residential Customer Bill Increase without Consolidation

<i>Residential Customer</i>	<i>Current \$</i>	<i>2017 \$ Increase</i>	<i>%</i>	<i>2018 \$ Increase</i>	<i>%</i>	<i>2019 \$ Increase</i>	<i>%</i>
5/8" x 3/4" meter	135	13	9.6	8	5.4	7	4.3

**Reasons for Increase**

Cal Water has been providing water to California communities for nearly 90 years, and many of the facilities used for water service have reached the end of their useful lives. For the Redwood Valley - Unified District, Cal Water's requested increase reflects some of the following components:

- -47.8% of the increase is for projected water supply costs
- 121.8% of the increase is for water infrastructure improvements
- 26.0% of the increase is for projected operation and maintenance expenses

In the filing, Cal Water's proposed rates for 2017-2019 would become effective on January 1, 2017. The rate increases for 2018 and 2019 are derived using the most recent inflation factors provided by the CPUC. The CPUC requires that Cal Water use a simplified, inflation-based, escalation methodology for its proposed rates for those years that are in between GRC test years.

**Obtaining a Copy of the Application**

A copy of Cal Water's proposed GRC application and related exhibits may be reviewed at Cal Water's office, located at 14034 Armstrong Woods Road, Guerneville, CA 95446. An electronic or paper copy of said application and related exhibits will be furnished by Cal Water upon written request to California Water Service Company, 1720 North First Street, San Jose, CA 95112-4598. Copies are also available to review at the CPUC's Central Files Office in San Francisco at 505 Van Ness Avenue, San Francisco, CA 94102, between the hours of 8:00 a.m. and noon.

**The CPUC's Process**

This application will be assigned to an Administrative Law Judge (Judge) who will determine how to receive evidence and other related documents, necessary for the CPUC to establish a record upon which to base its decision. Evidentiary Hearings (EHs) may be held where parties of record will present their testimony and may be subject to cross-examination by other parties. These EHs are open to the public, but only those who are parties of record can participate. After considering all proposals and all evidence presented during the formal hearing process, the assigned Judge will issue a proposed decision determining whether to adopt all or part of Cal Water's request, modify it, or deny it. The CPUC Commissioners may sponsor an alternate decision and the issue will be decided at a scheduled Commission Voting Meeting.

As a party of record, the Office of Ratepayer Advocates (ORA) will review this application. ORA is the independent consumer advocate within the CPUC with a legislative mandate to represent investor-owned utility customers to obtain the lowest possible rate for service consistent with reliable and safe service levels. ORA has a multi-disciplinary staff with expertise in economics, finance, accounting and engineering. Other parties of

record will also participate in the CPUC's proceeding to consider this application. For more information about ORA, please call (415) 703-1584, e-mail [ora@cpuc.ca.gov](mailto:ora@cpuc.ca.gov) or visit ORA's website at <http://ora.ca.gov/default.aspx>.

**Stay Informed**

The CPUC offers a free Subscription Service which is available on the CPUC website at [www.cpuc.ca.gov](http://www.cpuc.ca.gov) which allows you to follow this proceeding. If you would like to learn how you can participate in the proceeding, or if you have informal comments or questions about the CPUC process, you may contact the CPUC's Public Advisor's Office at the address noted below.

Email: [public.advisor@cpuc.ca.gov](mailto:public.advisor@cpuc.ca.gov)

Phone: 1-866-849-8390 (toll-free) or 1-415-703-2074

Write: CPUC Public Advisor's Office

1-866-836-7825 (toll-free) or TTY 1-415-703-5282

505 Van Ness Avenue

San Francisco, CA 94102

Please reference **Cal Water's Application No. 15-07-XXX** in any communications you have with the CPUC regarding this matter. All public comments will become part of the public correspondence file for this proceeding and made available for review for the assigned Judge, the Commissioners, and appropriate CPUC staff.



Para más información sobre este aviso por favor llame al número (661) 837-7200

**Notification of Application Filed by California Water Service Company  
for a Rate Increase in its Bakersfield District**

**Application No. 15-07-XXX**

California Water Service (Cal Water) has filed an application with the California Public Utilities Commission (CPUC) to increase rates for providing water service. To justify this increase for the Bakersfield District in years 2017-2019, Cal Water has presented an estimate of its costs in a formal CPUC proceeding, called a General Rate Case (GRC) application.

**The Application**

The CPUC requires Cal Water to submit GRC applications every three years to ensure that water rates accurately reflect the cost of providing water service. As part of its GRC, Cal Water has proposed consolidating operations and rate-making for its Bakersfield and Kern River Valley Districts to improve affordability and develop administrative efficiencies.

With Consolidation – If this consolidation is approved by the CPUC as proposed, Cal Water requests revenue increases for the consolidated district of \$8,480,623, or 10.8%, for 2017, \$3,424,605, or 3.9%, for 2018 and \$3,346,422, or 3.7%, for 2019. With consolidation, the total revenue increase over the three years would be \$15,251,651 or 19.5%.

Estimated Revenue Increases **with** Consolidation (by type of service)

<i>Type of Service Provided</i>	<i>2017 Increase \$</i>	<i>%</i>	<i>2018 Increase \$</i>	<i>%</i>	<i>2019 Increase \$</i>	<i>%</i>
Residential Metered Service	2,384,961	9.0	1,343,646	4.1	1,261,163	3.7
Residential Flat Rate Service	1,000,049	9.1	262,636	4.1	246,189	3.7
Nonresidential Metered Service	1,571,309	9.0	790,122	4.1	741,618	3.7

Without Consolidation – If consolidation is not approved, Cal Water requests revenue increases for its Bakersfield District of \$6,352,094, or 8.3%, for 2017, \$1,306,809, or 1.6%, for 2018 and \$1,305,836, or 1.5%, for 2019. Without consolidation, the total revenue increase over the three years would be \$8,964,739 or 11.7%.

Estimated Revenue Increases **without** Consolidation (by type of service)

<i>Type of Service Provided</i>	<i>2017 Increase \$</i>	<i>%</i>	<i>2018 Increase \$</i>	<i>%</i>	<i>2019 Increase \$</i>	<i>%</i>
Residential Metered Service	2,294,857	8.6	1,348,286	4.1	1,364,742	4.0
Residential Flat Rate Service	963,139	8.7	263,555	4.2	266,417	4.0
Nonresidential Metered Service	1,511,944	8.6	792,851	4.1	802,527	4.0

The tables below detail the increase a typical residential customer would see in his or her bill if Cal Water’s proposed rates for 2017, 2018, and 2019 were adopted.

**Typical Customer Impact *with* Consolidation**

If Cal Water’s proposed consolidation of the Bakersfield and Kern River Valley Districts is approved, the bills for a typical residential customer with a 5/8” x 3/4” meter using 17,953 gallons (24 Ccf) of water per month,

and a flat-rate service customer with a lot size between 6,001 and 10,000 would resemble those below. **These numbers do not include surcharges and credits.**

**Typical Residential Customer Bill Increase with Consolidation**

<i>Residential Customer</i>	<i>Current \$</i>	<i>2017 \$ Increase</i>	<i>%</i>	<i>2018 \$ Increase</i>	<i>%</i>	<i>2019 \$ Increase</i>	<i>%</i>
5/8" x 3/4" meter	57	5	9.0	3	4.1	2	3.7
Flat-rate	83	8	9.1	4	4.1	3	3.7

**Typical Customer Impact without Consolidation**

If Cal Water’s proposal is adopted **without consolidation**, the bill of a typical residential customer with a 5/8” x 3/4” meter using 17,953 gallons (24 Ccf) of water per month, and a flat-rate service customer with a lot size between 6,001 and 10,000 square feet would resemble those below. **These numbers do not include surcharges and credits.**

**Typical Residential Customer Bill Increase without Consolidation**

<i>Residential Customer</i>	<i>Current \$</i>	<i>2017 \$ Increase</i>	<i>%</i>	<i>2018 \$ Increase</i>	<i>%</i>	<i>2019 \$ Increase</i>	<i>%</i>
5/8" x 3/4" meter	57	5	8.7	3	4.1	3	4.0
Flat-rate	83	7	8.7	4	4.2	4	4.0

**Reasons for Increase**

Cal Water has been providing water to California communities for nearly 90 years, and many of the facilities used for water service have reached the end of their useful lives. For the Bakersfield District, Cal Water’s requested increase reflects some of the following components:

- 36.8% of the increase is for projected water supply costs
- 55.7% of the increase is for water infrastructure improvements
- 7.5% of the increase is for projected operation and maintenance expenses

In the filing, Cal Water’s proposed rates for 2017-2019 would become effective on January 1, 2017. The rate increases for 2018 and 2019 are derived using the most recent inflation factors provided by the CPUC. The CPUC requires that Cal Water use a simplified, inflation-based, escalation methodology for its proposed rates for those years that are in between GRC test years.

**Obtaining a Copy of the Application**

A copy of Cal Water’s proposed GRC application and related exhibits may be reviewed at Cal Water’s office, located at 3725 South H Street, Bakersfield, CA 93304. An electronic or paper copy of said application and related exhibits will be furnished by Cal Water upon written request to California Water Service Company, 1720 North First Street, San Jose, CA 95112-4598. Copies are also available to review at the CPUC’s Central Files Office in San Francisco at 505 Van Ness Avenue, San Francisco, CA 94102, between the hours of 8:00 a.m. and noon.

**The CPUC’s Process**

This application will be assigned to an Administrative Law Judge (Judge) who will determine how to receive evidence and other related documents, necessary for the CPUC to establish a record upon which to base its decision. Evidentiary Hearings (EHs) may be held where parties of record will present their testimony and may be subject to cross-examination by other parties. These EHs are open to the public, but only those who are parties of record can participate. After considering all proposals and all evidence presented during the formal hearing process, the assigned Judge will issue a proposed decision determining whether to adopt all or part of

Cal Water's request, modify it, or deny it. The CPUC Commissioners may sponsor an alternate decision and the issue will be decided at a scheduled Commission Voting Meeting.

As a party of record, the Office of Ratepayer Advocates (ORA) will review this application. ORA is the independent consumer advocate within the CPUC with a legislative mandate to represent investor-owned utility customers to obtain the lowest possible rate for service consistent with reliable and safe service levels. ORA has a multi-disciplinary staff with expertise in economics, finance, accounting and engineering. Other parties of record will also participate in the CPUC's proceeding to consider this application. For more information about ORA, please call (415) 703-1584, e-mail [ora@cpuc.ca.gov](mailto:ora@cpuc.ca.gov) or visit ORA's website at <http://ora.ca.gov/default.aspx>.

### **Stay Informed**

The CPUC offers a free Subscription Service which is available on the CPUC website at [www.cpuc.ca.gov](http://www.cpuc.ca.gov) which allows you to follow this proceeding. If you would like to learn how you can participate in the proceeding, or if you have informal comments or questions about the CPUC process, you may contact the CPUC's Public Advisor's Office at the address noted below.

Email: [public.advisor@cpuc.ca.gov](mailto:public.advisor@cpuc.ca.gov)  
Write: CPUC Public Advisor's Office  
505 Van Ness Avenue  
San Francisco, CA 94102

Phone: 1-866-849-8390 (toll-free) or 1-415-703-2074  
1-866-836-7825 (toll-free) or TTY 1-415-703-5282

Please reference **Cal Water's Application No. 15-07-XXX** in any communications you have with the CPUC regarding this matter. All public comments will become part of the public correspondence file for this proceeding and made available for review for the assigned Judge, the Commissioners, and appropriate CPUC staff.

Para más información sobre este aviso por favor llame al número (760) 379-5336

**Notification of Application Filed by California Water Service Company  
for a Rate Increase in its Kern River Valley District**

**Application No. 15-07-XXX**

California Water Service (Cal Water) has filed an application with the California Public Utilities Commission (CPUC) to increase rates for providing water service. To justify this increase for the Kern River Valley District in years 2017-2019, Cal Water has presented an estimate of its costs in a formal CPUC proceeding, called a General Rate Case (GRC) application.

**The Application**

The CPUC requires Cal Water to submit GRC applications every three years to ensure that water rates accurately reflect the cost of providing water service. As part of its GRC, Cal Water has proposed consolidating operations and rate-making for its Bakersfield and Kern River Valley Districts to improve affordability and develop administrative efficiencies.

With Consolidation – If this consolidation is approved by the CPUC as proposed, Cal Water requests revenue increases for the consolidated district of \$8,480,623, or 10.8%, for 2017, \$3,424,605, or 3.9%, for 2018 and \$3,346,422, or 3.7%, for 2019. With consolidation, the total revenue increase over the three years would be \$15,251,651 or 19.5%.

Estimated Revenue Increases **with** Consolidation (by type of service)

<i>Type of Service Provided</i>	<i>2017 Increase \$</i>	<i>%</i>	<i>2018 Increase \$</i>	<i>%</i>	<i>2019 Increase \$</i>	<i>%</i>
Residential Metered Service	169,243	6.4	110,491	4.0	107,904	3.7
Nonresidential Metered Service	20,280	6.4	13,240	4.0	12,930	3.7

Without Consolidation – If consolidation is not approved, Cal Water requests revenue increases for its Kern River Valley District of \$627,708, or 10.0%, for 2017, \$17,079, or 0.2%, for 2018 and \$17,386, or 0.3%, for 2019. Without consolidation, the total revenue increase over the three years would be \$662,173 or 10.6%.

Estimated Revenue Increases **without** Consolidation (by type of service)

<i>Type of Service Provided</i>	<i>2017 Increase \$</i>	<i>%</i>	<i>2018 Increase \$</i>	<i>%</i>	<i>2019 Increase \$</i>	<i>%</i>
General Metered Service	306,072	10.4	51,715	1.6	8,322	0.3

The tables below detail the increase a typical residential customer would see in his or her bill if Cal Water’s proposed rates for 2017, 2018, and 2019 were adopted.

**Typical Customer Impact *with* Consolidation**

If Cal Water’s proposed consolidation of the Bakersfield and Kern River Valley Districts is approved, the bills for a typical residential customer with a 5/8” x 3/4” meter using gallons ( Ccf) of water per month, and a flat-rate service customer with a lot size between 6,001 and 10,000 would resemble those below. **These numbers do not include surcharges and credits.**

### Typical Residential Customer Bill Increase with Consolidation

<i>Residential Customer</i>	<i>Current \$</i>	<i>2017 \$ Increase</i>	<i>%</i>	<i>2018 \$ Increase</i>	<i>%</i>	<i>2019 \$ Increase</i>	<i>%</i>
5/8" x 3/4" meter	116	7	6.4	5	4.0	5	3.7

### Typical Customer Impact without Consolidation

If Cal Water's proposal is adopted **without consolidation**, the bill of a typical residential customer with a 5/8" x 3/4" meter using 4,488 gallons (6 Ccf) of water per month, and a flat-rate service customer with a lot size between 6,001 and 10,000 square feet would resemble those below. **These numbers do not include surcharges and credits.**

### Typical Residential Customer Bill Increase without Consolidation

<i>Residential Customer</i>	<i>Current \$</i>	<i>2017 \$ Increase</i>	<i>%</i>	<i>2018 \$ Increase</i>	<i>%</i>	<i>2019 \$ Increase</i>	<i>%</i>
5/8" x 3/4" meter	116	12	10.4	2	1.6		0.3

### Reasons for Increase

Cal Water has been providing water to California communities for nearly 90 years, and many of the facilities used for water service have reached the end of their useful lives. For the Kern River Valley District, Cal Water's requested increase reflects some of the following components:

- 36.8% of the increase is for projected water supply costs
- 55.7% of the increase is for water infrastructure improvements
- 7.5% of the increase is for projected operation and maintenance expenses

In the filing, Cal Water's proposed rates for 2017-2019 would become effective on January 1, 2017. The rate increases for 2018 and 2019 are derived using the most recent inflation factors provided by the CPUC. The CPUC requires that Cal Water use a simplified, inflation-based, escalation methodology for its proposed rates for those years that are in between GRC test years.

### Obtaining a Copy of the Application

A copy of Cal Water's proposed GRC application and related exhibits may be reviewed at Cal Water's office, located at 7138 Lake Isabella Boulevard, Lake Isabella, CA 93240. An electronic or paper copy of said application and related exhibits will be furnished by Cal Water upon written request to California Water Service Company, 1720 North First Street, San Jose, CA 95112-4598. Copies are also available to review at the CPUC's Central Files Office in San Francisco at 505 Van Ness Avenue, San Francisco, CA 94102, between the hours of 8:00 a.m. and noon.

### The CPUC's Process

This application will be assigned to an Administrative Law Judge (Judge) who will determine how to receive evidence and other related documents, necessary for the CPUC to establish a record upon which to base its decision. Evidentiary Hearings (EHs) may be held where parties of record will present their testimony and may be subject to cross-examination by other parties. These EHs are open to the public, but only those who are parties of record can participate. After considering all proposals and all evidence presented during the formal hearing process, the assigned Judge will issue a proposed decision determining whether to adopt all or part of Cal Water's request, modify it, or deny it. The CPUC Commissioners may sponsor an alternate decision and the issue will be decided at a scheduled Commission Voting Meeting.

As a party of record, the Office of Ratepayer Advocates (ORA) will review this application. ORA is the independent consumer advocate within the CPUC with a legislative mandate to represent investor-owned utility customers to obtain the lowest possible rate for service consistent with reliable and safe service levels. ORA has a multi-disciplinary staff with expertise in economics, finance, accounting and engineering. Other parties of

record will also participate in the CPUC's proceeding to consider this application. For more information about ORA, please call (415) 703-1584, e-mail [ora@cpuc.ca.gov](mailto:ora@cpuc.ca.gov) or visit ORA's website at <http://ora.ca.gov/default.aspx>.

**Stay Informed**

The CPUC offers a free Subscription Service which is available on the CPUC website at [www.cpuc.ca.gov](http://www.cpuc.ca.gov) which allows you to follow this proceeding. If you would like to learn how you can participate in the proceeding, or if you have informal comments or questions about the CPUC process, you may contact the CPUC's Public Advisor's Office at the address noted below.

Email: [public.advisor@cpuc.ca.gov](mailto:public.advisor@cpuc.ca.gov)

Phone: 1-866-849-8390 (toll-free) or 1-415-703-2074

Write: CPUC Public Advisor's Office

1-866-836-7825 (toll-free) or TTY 1-415-703-5282

505 Van Ness Avenue

San Francisco, CA 94102

Please reference **Cal Water's Application No. 15-07-XXX** in any communications you have with the CPUC regarding this matter. All public comments will become part of the public correspondence file for this proceeding and made available for review for the assigned Judge, the Commissioners, and appropriate CPUC staff.

Para más información sobre este aviso por favor llame al número (310) 257-1400

**Notification of Application Filed by California Water Service Company  
for a Rate Increase in its Palos Verdes District**

**Application No. 15-07-XXX**

California Water Service (Cal Water) has filed an application with the California Public Utilities Commission (CPUC) to increase rates for providing water service. To justify this increase for the Palos Verdes District in years 2017-2019, Cal Water has presented an estimate of its costs in a formal CPUC proceeding, called a General Rate Case (GRC) application.

**The Application**

The CPUC requires Cal Water to submit GRC applications every three years to ensure that water rates accurately reflect the cost of providing water service. As part of its GRC, Cal Water has proposed consolidating operations and rate-making for its Palos Verdes and Antelope Valley Districts to improve affordability and develop administrative efficiencies.

With Consolidation – If this consolidation is approved by the CPUC as proposed, Cal Water requests revenue increases for the consolidated district of \$6,500,956, or 14.0%, for 2017, \$3,119,937, or 5.9%, for 2018 and \$3,146,647, or 5.6%, for 2019. With consolidation, the total revenue increase over the three years would be \$12,767,540 or 27.6%.

Estimated Revenue Increases **with** Consolidation (by type of service)

<i>Type of Service Provided</i>	<i>2017 Increase \$</i>	<i>%</i>	<i>2018 Increase \$</i>	<i>%</i>	<i>2019 Increase \$</i>	<i>%</i>
Residential Metered Service	4,352,489	16.8	3,701,671	12.2	1,915,121	5.6
Nonresidential Metered Service	1,288,570	16.8	1,096,142	12.2	567,107	5.6

Without Consolidation – If consolidation is not approved, Cal Water requests revenue increases for its Palos Verdes District of \$5,541,121, or 12.6%, for 2017, \$3,233,349, or 6.5%, for 2018 and \$3,233,434, or 6.1%, for 2019. Without consolidation, the total revenue increase over the three years would be \$12,007,904 or 27.4%.

Estimated Revenue Increases **without** Consolidation (by type of service)

<i>Type of Service Provided</i>	<i>2017 Increase \$</i>	<i>%</i>	<i>2018 Increase \$</i>	<i>%</i>	<i>2019 Increase \$</i>	<i>%</i>
Residential Metered Service	3,996,403	15.4	2,247,933	7.5	1,979,925	6.1
Nonresidential Metered Service	1,183,150	15.4	665,660	7.5	586,297	6.1

The tables below detail the increase a typical residential customer would see in his or her bill if Cal Water’s proposed rates for 2017, 2018, and 2019 were adopted.

**Typical Customer Impact *with* Consolidation**

If Cal Water’s proposed consolidation of the Palos Verdes and Antelope Valley Districts is approved, the bills for a typical residential customer with a 5/8” x 3/4” meter using 17,205 gallons (23 Ccf) of water per month, and a flat-rate service customer with a lot size between 6,001 and 10,000 would resemble those below. **These numbers do not include surcharges and credits.**

**Typical Residential Customer Bill Increase with Consolidation**

<i>Residential Customer</i>	<i>Current \$</i>	<i>2017 \$ Increase</i>	<i>%</i>	<i>2018 \$ Increase</i>	<i>%</i>	<i>2019 \$ Increase</i>	<i>%</i>
5/8" x 3/4" meter	109	18	16.8	15	12.2	8	5.6

**Typical Customer Impact without Consolidation**

If Cal Water’s proposal is adopted **without consolidation**, the bill of a typical residential customer with a 5/8" x 3/4" meter using 17,205 gallons (23 Ccf) of water per month, and a flat-rate service customer with a lot size between 6,001 and 10,000 square feet would resemble those below. **These numbers do not include surcharges and credits.**

**Typical Residential Customer Bill Increase without Consolidation**

<i>Residential Customer</i>	<i>Current \$</i>	<i>2017 \$ Increase</i>	<i>%</i>	<i>2018 \$ Increase</i>	<i>%</i>	<i>2019 \$ Increase</i>	<i>%</i>
5/8" x 3/4" meter	109	17	15.4	9	7.5	8	6.1

**Reasons for Increase**

Cal Water has been providing water to California communities for nearly 90 years, and many of the facilities used for water service have reached the end of their useful lives. For the Palos Verdes District, Cal Water’s requested increase reflects some of the following components:

- -2.6% of the increase is for projected water supply costs
- 80.6% of the increase is for water infrastructure improvements
- 22.0% of the increase is for projected operation and maintenance expenses

In the filing, Cal Water’s proposed rates for 2017-2019 would become effective on January 1, 2017. The rate increases for 2018 and 2019 are derived using the most recent inflation factors provided by the CPUC. The CPUC requires that Cal Water use a simplified, inflation-based, escalation methodology for its proposed rates for those years that are in between GRC test years.

**Obtaining a Copy of the Application**

A copy of Cal Water’s proposed GRC application and related exhibits may be reviewed at Cal Water’s office, located at 2632 West 237th Street, Torrance, CA 90505. An electronic or paper copy of said application and related exhibits will be furnished by Cal Water upon written request to California Water Service Company, 1720 North First Street, San Jose, CA 95112-4598. Copies are also available to review at the CPUC’s Central Files Office in San Francisco at 505 Van Ness Avenue, San Francisco, CA 94102, between the hours of 8:00 a.m. and noon.

**The CPUC’s Process**

This application will be assigned to an Administrative Law Judge (Judge) who will determine how to receive evidence and other related documents, necessary for the CPUC to establish a record upon which to base its decision. Evidentiary Hearings (EHs) may be held where parties of record will present their testimony and may be subject to cross-examination by other parties. These EHs are open to the public, but only those who are parties of record can participate. After considering all proposals and all evidence presented during the formal hearing process, the assigned Judge will issue a proposed decision determining whether to adopt all or part of Cal Water’s request, modify it, or deny it. The CPUC Commissioners may sponsor an alternate decision and the issue will be decided at a scheduled Commission Voting Meeting.

As a party of record, the Office of Ratepayer Advocates (ORA) will review this application. ORA is the independent consumer advocate within the CPUC with a legislative mandate to represent investor-owned utility customers to obtain the lowest possible rate for service consistent with reliable and safe service levels. ORA has a multi-disciplinary staff with expertise in economics, finance, accounting and engineering. Other parties of



record will also participate in the CPUC's proceeding to consider this application. For more information about ORA, please call (415) 703-1584, e-mail [ora@cpuc.ca.gov](mailto:ora@cpuc.ca.gov) or visit ORA's website at <http://ora.ca.gov/default.aspx>.

**Stay Informed**

The CPUC offers a free Subscription Service which is available on the CPUC website at [www.cpuc.ca.gov](http://www.cpuc.ca.gov) which allows you to follow this proceeding. If you would like to learn how you can participate in the proceeding, or if you have informal comments or questions about the CPUC process, you may contact the CPUC's Public Advisor's Office at the address noted below.

Email: [public.advisor@cpuc.ca.gov](mailto:public.advisor@cpuc.ca.gov)

Phone: 1-866-849-8390 (toll-free) or 1-415-703-2074

Write: CPUC Public Advisor's Office

1-866-836-7825 (toll-free) or TTY 1-415-703-5282

505 Van Ness Avenue

San Francisco, CA 94102

Please reference **Cal Water's Application No. 15-07-XXX** in any communications you have with the CPUC regarding this matter. All public comments will become part of the public correspondence file for this proceeding and made available for review for the assigned Judge, the Commissioners, and appropriate CPUC staff.

Para más información sobre este aviso por favor llame al número (800) 680-1160

**Notification of Application Filed by California Water Service Company  
for a Rate Increase in its Antelope Valley - LAN District**

**Application No. 15-07-XXX**

California Water Service (Cal Water) has filed an application with the California Public Utilities Commission (CPUC) to increase rates for providing water service. To justify this increase for the Antelope Valley - LAN District in years 2017-2019, Cal Water has presented an estimate of its costs in a formal CPUC proceeding, called a General Rate Case (GRC) application.

**The Application**

The CPUC requires Cal Water to submit GRC applications every three years to ensure that water rates accurately reflect the cost of providing water service. As part of its GRC, Cal Water has proposed consolidating operations and rate-making for its Palos Verdes and Antelope Valley Districts to improve affordability and develop administrative efficiencies.

With Consolidation – If this consolidation is approved by the CPUC as proposed, Cal Water requests revenue increases for the consolidated district of \$6,500,956, or 14.0%, for 2017, \$3,119,937, or 5.9%, for 2018 and \$3,146,647, or 5.6%, for 2019. With consolidation, the total revenue increase over the three years would be \$12,767,540 or 27.6%.

Estimated Revenue Increases **with** Consolidation (by type of service)

<i>Type of Service Provided</i>	<i>2017 Increase \$</i>	<i>%</i>	<i>2018 Increase \$</i>	<i>%</i>	<i>2019 Increase \$</i>	<i>%</i>
Residential Metered Service	44,195	6.4	43,292	5.9	43,657	5.6
Nonresidential Metered Service	4,588	6.4	4,487	5.9	4,525	5.6

Without Consolidation – If consolidation is not approved, Cal Water requests revenue increases for its Antelope Valley - LAN District of \$921,465, or 37.1%, for 2017, \$27,673, or 0.8%, for 2018 and \$27,795, or 0.8%, for 2019. Without consolidation, the total revenue increase over the three years would be \$976,932 or 39.3%.

Estimated Revenue Increases **without** Consolidation (by type of service)

<i>Type of Service Provided</i>	<i>2017 Increase \$</i>	<i>%</i>	<i>2018 Increase \$</i>	<i>%</i>	<i>2019 Increase \$</i>	<i>%</i>
Residential Metered Service	240,883	35.0	-259	0.0	5,588	0.8
Nonresidential Metered Service	25,007	35.0	1,439	1.5	782	0.8

The tables below detail the increase a typical residential customer would see in his or her bill if Cal Water’s proposed rates for 2017, 2018, and 2019 were adopted.

**Typical Customer Impact *with* Consolidation**

If Cal Water’s proposed consolidation of the Palos Verdes and Antelope Valley Districts is approved, the bills for a typical residential customer with a 5/8” x 3/4” meter using 20,945 gallons (28 Ccf) of water per month, and a flat-rate service customer with a lot size between 6,001 and 10,000 would resemble those below. **These numbers do not include surcharges and credits.**

**Typical Residential Customer Bill Increase with Consolidation**

<i>Residential Customer</i>	<i>Current \$</i>	<i>2017 \$ Increase</i>	<i>%</i>	<i>2018 \$ Increase</i>	<i>%</i>	<i>2019 \$ Increase</i>	<i>%</i>
5/8" x 3/4" meter	138	9	6.4	9	5.9	9	5.6

**Typical Customer Impact without Consolidation**

If Cal Water’s proposal is adopted **without consolidation**, the bill of a typical residential customer with a 5/8" x 3/4" meter using 20,945 gallons (28 Ccf) of water per month, and a flat-rate service customer with a lot size between 6,001 and 10,000 square feet would resemble those below. **These numbers do not include surcharges and credits.**

**Typical Residential Customer Bill Increase without Consolidation**

<i>Residential Customer</i>	<i>Current \$</i>	<i>2017 \$ Increase</i>	<i>%</i>	<i>2018 \$ Increase</i>	<i>%</i>	<i>2019 \$ Increase</i>	<i>%</i>
5/8" x 3/4" meter	55	19	128.5	1	1.5	1	0.8

**Reasons for Increase**

Cal Water has been providing water to California communities for nearly 90 years, and many of the facilities used for water service have reached the end of their useful lives. For the Antelope Valley - LAN District, Cal Water’s requested increase reflects some of the following components:

- -2.6% of the increase is for projected water supply costs
- 80.6% of the increase is for water infrastructure improvements
- 22.0% of the increase is for projected operation and maintenance expenses

In the filing, Cal Water’s proposed rates for 2017-2019 would become effective on January 1, 2017. The rate increases for 2018 and 2019 are derived using the most recent inflation factors provided by the CPUC. The CPUC requires that Cal Water use a simplified, inflation-based, escalation methodology for its proposed rates for those years that are in between GRC test years.

**Obtaining a Copy of the Application**

A copy of Cal Water’s proposed GRC application and related exhibits may be reviewed at Cal Water’s office, located at 5015 West Avenue L-14, Unit 2, Quartz Hill, CA 93536. An electronic or paper copy of said application and related exhibits will be furnished by Cal Water upon written request to California Water Service Company, 1720 North First Street, San Jose, CA 95112-4598. Copies are also available to review at the CPUC’s Central Files Office in San Francisco at 505 Van Ness Avenue, San Francisco, CA 94102, between the hours of 8:00 a.m. and noon.

**The CPUC’s Process**

This application will be assigned to an Administrative Law Judge (Judge) who will determine how to receive evidence and other related documents, necessary for the CPUC to establish a record upon which to base its decision. Evidentiary Hearings (EHs) may be held where parties of record will present their testimony and may be subject to cross-examination by other parties. These EHs are open to the public, but only those who are parties of record can participate. After considering all proposals and all evidence presented during the formal hearing process, the assigned Judge will issue a proposed decision determining whether to adopt all or part of Cal Water’s request, modify it, or deny it. The CPUC Commissioners may sponsor an alternate decision and the issue will be decided at a scheduled Commission Voting Meeting.

As a party of record, the Office of Ratepayer Advocates (ORA) will review this application. ORA is the independent consumer advocate within the CPUC with a legislative mandate to represent investor-owned utility customers to obtain the lowest possible rate for service consistent with reliable and safe service levels. ORA has a multi-disciplinary staff with expertise in economics, finance, accounting and engineering. Other parties of record will also participate in the CPUC’s proceeding to consider this application. For more information about

ORA, please call (415) 703-1584, e-mail [ora@cpuc.ca.gov](mailto:ora@cpuc.ca.gov) or visit ORA's website at <http://ora.ca.gov/default.aspx>.

**Stay Informed**

The CPUC offers a free Subscription Service which is available on the CPUC website at [www.cpuc.ca.gov](http://www.cpuc.ca.gov) which allows you to follow this proceeding. If you would like to learn how you can participate in the proceeding, or if you have informal comments or questions about the CPUC process, you may contact the CPUC's Public Advisor's Office at the address noted below.

Email: [public.advisor@cpuc.ca.gov](mailto:public.advisor@cpuc.ca.gov)  
Write: CPUC Public Advisor's Office  
505 Van Ness Avenue  
San Francisco, CA 94102

Phone: 1-866-849-8390 (toll-free) or 1-415-703-2074  
1-866-836-7825 (toll-free) or TTY 1-415-703-5282

Please reference **Cal Water's Application No. 15-07-XXX** in any communications you have with the CPUC regarding this matter. All public comments will become part of the public correspondence file for this proceeding and made available for review for the assigned Judge, the Commissioners, and appropriate CPUC staff.

Para más información sobre este aviso por favor llame al número (800) 680-1160

**Notification of Application Filed by California Water Service Company  
for a Rate Increase in its Antelope Valley - LEO District**

**Application No. 15-07-XXX**

California Water Service (Cal Water) has filed an application with the California Public Utilities Commission (CPUC) to increase rates for providing water service. To justify this increase for the Antelope Valley - LEO District in years 2017-2019, Cal Water has presented an estimate of its costs in a formal CPUC proceeding, called a General Rate Case (GRC) application.

**The Application**

The CPUC requires Cal Water to submit GRC applications every three years to ensure that water rates accurately reflect the cost of providing water service. As part of its GRC, Cal Water has proposed consolidating operations and rate-making for its Palos Verdes and Antelope Valley Districts to improve affordability and develop administrative efficiencies.

With Consolidation – If this consolidation is approved by the CPUC as proposed, Cal Water requests revenue increases for the consolidated district of \$6,500,956, or 14.0%, for 2017, \$3,119,937, or 5.9%, for 2018 and \$3,146,647, or 5.6%, for 2019. With consolidation, the total revenue increase over the three years would be \$12,767,540 or 27.6%.

Estimated Revenue Increases **with** Consolidation (by type of service)

<i>Type of Service Provided</i>	<i>2017 Increase \$</i>	<i>%</i>	<i>2018 Increase \$</i>	<i>%</i>	<i>2019 Increase \$</i>	<i>%</i>
Residential Metered Service	33,645	6.4	35,721	6.4	33,365	5.6
Nonresidential Metered Service	2,798	6.4	2,970	6.4	2,774	5.6

Without Consolidation – If consolidation is not approved, Cal Water requests revenue increases for its Antelope Valley - LEO District of \$921,465, or 37.1%, for 2017, \$27,673, or 0.8%, for 2018 and \$27,795, or 0.8%, for 2019. Without consolidation, the total revenue increase over the three years would be \$976,932 or 39.3%.

Estimated Revenue Increases **without** Consolidation (by type of service)

<i>Type of Service Provided</i>	<i>2017 Increase \$</i>	<i>%</i>	<i>2018 Increase \$</i>	<i>%</i>	<i>2019 Increase \$</i>	<i>%</i>
Residential Metered Service	175,067	33.4	13,886	1.5	7,549	0.8
Nonresidential Metered Service	14,557	33.4	-22	0.0	465	0.8

The tables below detail the increase a typical residential customer would see in his or her bill if Cal Water’s proposed rates for 2017, 2018, and 2019 were adopted.

**Typical Customer Impact *with* Consolidation**

If Cal Water’s proposed consolidation of the Palos Verdes and Antelope Valley Districts is approved, the bills for a typical residential customer with a 5/8” x 3/4” meter using 15,709 gallons (21 Ccf) of water per month, and a flat-rate service customer with a lot size between 6,001 and 10,000 would resemble those below. **These numbers do not include surcharges and credits.**

**Typical Residential Customer Bill Increase with Consolidation**

<i>Residential Customer</i>	<i>Current \$</i>	<i>2017 \$ Increase</i>	<i>%</i>	<i>2018 \$ Increase</i>	<i>%</i>	<i>2019 \$ Increase</i>	<i>%</i>
5/8" x 3/4" meter	160	10	6.4	10	5.9	10	5.6
Flat-rate							

**Typical Customer Impact without Consolidation**

If Cal Water’s proposal is adopted **without consolidation**, the bill of a typical residential customer with a 5/8” x 3/4” meter using 15,709 gallons (21 Ccf) of water per month, and a flat-rate service customer with a lot size between 6,001 and 10,000 square feet would resemble those below. **These numbers do not include surcharges and credits.**

**Typical Residential Customer Bill Increase without Consolidation**

<i>Residential Customer</i>	<i>Current \$</i>	<i>2017 \$ Increase</i>	<i>%</i>	<i>2018 \$ Increase</i>	<i>%</i>	<i>2019 \$ Increase</i>	<i>%</i>
5/8" x 3/4" meter	55	18	124.4	4	4.9	1	0.8
Flat-rate							

**Reasons for Increase**

Cal Water has been providing water to California communities for nearly 90 years, and many of the facilities used for water service have reached the end of their useful lives. For the Antelope Valley - LEO District, Cal Water’s requested increase reflects some of the following components:

- -2.6% of the increase is for projected water supply costs
- 80.6% of the increase is for water infrastructure improvements
- 22.0% of the increase is for projected operation and maintenance expenses

In the filing, Cal Water’s proposed rates for 2017-2019 would become effective on January 1, 2017. The rate increases for 2018 and 2019 are derived using the most recent inflation factors provided by the CPUC. The CPUC requires that Cal Water use a simplified, inflation-based, escalation methodology for its proposed rates for those years that are in between GRC test years.

**Obtaining a Copy of the Application**

A copy of Cal Water’s proposed GRC application and related exhibits may be reviewed at Cal Water’s office, located at 5015 West Avenue L-14, Unit 2, Quartz Hill, CA 93536. An electronic or paper copy of said application and related exhibits will be furnished by Cal Water upon written request to California Water Service Company, 1720 North First Street, San Jose, CA 95112-4598. Copies are also available to review at the CPUC’s Central Files Office in San Francisco at 505 Van Ness Avenue, San Francisco, CA 94102, between the hours of 8:00 a.m. and noon.

**The CPUC’s Process**

This application will be assigned to an Administrative Law Judge (Judge) who will determine how to receive evidence and other related documents, necessary for the CPUC to establish a record upon which to base its decision. Evidentiary Hearings (EHs) may be held where parties of record will present their testimony and may be subject to cross-examination by other parties. These EHs are open to the public, but only those who are parties of record can participate. After considering all proposals and all evidence presented during the formal hearing process, the assigned Judge will issue a proposed decision determining whether to adopt all or part of Cal Water’s request, modify it, or deny it. The CPUC Commissioners may sponsor an alternate decision and the issue will be decided at a scheduled Commission Voting Meeting.

As a party of record, the Office of Ratepayer Advocates (ORA) will review this application. ORA is the independent consumer advocate within the CPUC with a legislative mandate to represent investor-owned utility customers to obtain the lowest possible rate for service consistent with reliable and safe service levels. ORA has a multi-disciplinary staff with expertise in economics, finance, accounting and engineering. Other parties of record will also participate in the CPUC's proceeding to consider this application. For more information about ORA, please call (415) 703-1584, e-mail [ora@cpuc.ca.gov](mailto:ora@cpuc.ca.gov) or visit ORA's website at <http://ora.ca.gov/default.aspx>.

### **Stay Informed**

The CPUC offers a free Subscription Service which is available on the CPUC website at [www.cpuc.ca.gov](http://www.cpuc.ca.gov) which allows you to follow this proceeding. If you would like to learn how you can participate in the proceeding, or if you have informal comments or questions about the CPUC process, you may contact the CPUC's Public Advisor's Office at the address noted below.

Email: [public.advisor@cpuc.ca.gov](mailto:public.advisor@cpuc.ca.gov)  
Write: CPUC Public Advisor's Office  
505 Van Ness Avenue  
San Francisco, CA 94102

Phone: 1-866-849-8390 (toll-free) or 1-415-703-2074  
1-866-836-7825 (toll-free) or TTY 1-415-703-5282

Please reference **Cal Water's Application No. 15-07-XXX** in any communications you have with the CPUC regarding this matter. All public comments will become part of the public correspondence file for this proceeding and made available for review for the assigned Judge, the Commissioners, and appropriate CPUC staff.

Para más información sobre este aviso por favor llame al número (800) 680-1160

**Notification of Application Filed by California Water Service Company  
for a Rate Increase in its Antelope Valley - FMT District**

**Application No. 15-07-XXX**

California Water Service (Cal Water) has filed an application with the California Public Utilities Commission (CPUC) to increase rates for providing water service. To justify this increase for the Antelope Valley - FMT District in years 2017-2019, Cal Water has presented an estimate of its costs in a formal CPUC proceeding, called a General Rate Case (GRC) application.

**The Application**

The CPUC requires Cal Water to submit GRC applications every three years to ensure that water rates accurately reflect the cost of providing water service. As part of its GRC, Cal Water has proposed consolidating operations and rate-making for its Palos Verdes and Antelope Valley Districts to improve affordability and develop administrative efficiencies.

With Consolidation – If this consolidation is approved by the CPUC as proposed, Cal Water requests revenue increases for the consolidated district of \$6,500,956, or 14.0%, for 2017, \$3,119,937, or 5.9%, for 2018 and \$3,146,647, or 5.6%, for 2019. With consolidation, the total revenue increase over the three years would be \$12,767,540 or 27.6%.

Estimated Revenue Increases **with** Consolidation (by type of service)

<i>Type of Service Provided</i>	<i>2017 Increase \$</i>	<i>%</i>	<i>2018 Increase \$</i>	<i>%</i>	<i>2019 Increase \$</i>	<i>%</i>
Residential Metered Service	9,133	6.4	9,005	5.9	9,077	5.6
Nonresidential Metered Service	1,265	6.4	1,247	5.9	1,257	5.6

Without Consolidation – If consolidation is not approved, Cal Water requests revenue increases for its Antelope Valley - FMT District of \$921,465, or 37.1%, for 2017, \$27,673, or 0.8%, for 2018 and \$27,795, or 0.8%, for 2019. Without consolidation, the total revenue increase over the three years would be \$976,932 or 39.3%.

Estimated Revenue Increases **without** Consolidation (by type of service)

<i>Type of Service Provided</i>	<i>2017 Increase \$</i>	<i>%</i>	<i>2018 Increase \$</i>	<i>%</i>	<i>2019 Increase \$</i>	<i>%</i>
General Metered Service	88,067	54.0	4,086	1.6	2,064	0.8

The tables below detail the increase a typical residential customer would see in his or her bill if Cal Water’s proposed rates for 2017, 2018, and 2019 were adopted.

**Typical Customer Impact *with* Consolidation**

If Cal Water’s proposed consolidation of the Palos Verdes and Antelope Valley Districts is approved, the bills for a typical residential customer with a 5/8” x 3/4” meter using 5,236 gallons (7 Ccf) of water per month, and a flat-rate service customer with a lot size between 6,001 and 10,000 would resemble those below. **These numbers do not include surcharges and credits.**



Typical Residential Customer Bill Increase with Consolidation

<i>Residential Customer</i>	<i>Current \$</i>	<i>2017 \$ Increase</i>	<i>%</i>	<i>2018 \$ Increase</i>	<i>%</i>	<i>2019 \$ Increase</i>	<i>%</i>
5/8" x 3/4" meter	97	6	6.4	6	5.9	6	5.6

**Typical Customer Impact without Consolidation**

If Cal Water's proposal is adopted **without consolidation**, the bill of a typical residential customer with a 5/8" x 3/4" meter using 5,236 gallons (7 Ccf) of water per month, and a flat-rate service customer with a lot size between 6,001 and 10,000 square feet would resemble those below. **These numbers do not include surcharges and credits.**

Typical Residential Customer Bill Increase without Consolidation

<i>Residential Customer</i>	<i>Current \$</i>	<i>2017 \$ Increase</i>	<i>%</i>	<i>2018 \$ Increase</i>	<i>%</i>	<i>2019 \$ Increase</i>	<i>%</i>
5/8" x 3/4" meter	50	27	183.8	1	1.6	1	0.8

**Reasons for Increase**

Cal Water has been providing water to California communities for nearly 90 years, and many of the facilities used for water service have reached the end of their useful lives. For the Antelope Valley - FMT District, Cal Water's requested increase reflects some of the following components:

- -2.6% of the increase is for projected water supply costs
- 80.6% of the increase is for water infrastructure improvements
- 22.0% of the increase is for projected operation and maintenance expenses

In the filing, Cal Water's proposed rates for 2017-2019 would become effective on January 1, 2017. The rate increases for 2018 and 2019 are derived using the most recent inflation factors provided by the CPUC. The CPUC requires that Cal Water use a simplified, inflation-based, escalation methodology for its proposed rates for those years that are in between GRC test years.

**Obtaining a Copy of the Application**

A copy of Cal Water's proposed GRC application and related exhibits may be reviewed at Cal Water's office, located at 5015 West Avenue L-14, Unit 2, Quartz Hill, CA 93536. An electronic or paper copy of said application and related exhibits will be furnished by Cal Water upon written request to California Water Service Company, 1720 North First Street, San Jose, CA 95112-4598. Copies are also available to review at the CPUC's Central Files Office in San Francisco at 505 Van Ness Avenue, San Francisco, CA 94102, between the hours of 8:00 a.m. and noon.

**The CPUC's Process**

This application will be assigned to an Administrative Law Judge (Judge) who will determine how to receive evidence and other related documents, necessary for the CPUC to establish a record upon which to base its decision. Evidentiary Hearings (EHs) may be held where parties of record will present their testimony and may be subject to cross-examination by other parties. These EHs are open to the public, but only those who are parties of record can participate. After considering all proposals and all evidence presented during the formal hearing process, the assigned Judge will issue a proposed decision determining whether to adopt all or part of Cal Water's request, modify it, or deny it. The CPUC Commissioners may sponsor an alternate decision and the issue will be decided at a scheduled Commission Voting Meeting.

As a party of record, the Office of Ratepayer Advocates (ORA) will review this application. ORA is the independent consumer advocate within the CPUC with a legislative mandate to represent investor-owned utility customers to obtain the lowest possible rate for service consistent with reliable and safe service levels. ORA has a multi-disciplinary staff with expertise in economics, finance, accounting and engineering. Other parties of

record will also participate in the CPUC's proceeding to consider this application. For more information about ORA, please call (415) 703-1584, e-mail [ora@cpuc.ca.gov](mailto:ora@cpuc.ca.gov) or visit ORA's website at <http://ora.ca.gov/default.aspx>.

**Stay Informed**

The CPUC offers a free Subscription Service which is available on the CPUC website at [www.cpuc.ca.gov](http://www.cpuc.ca.gov) which allows you to follow this proceeding. If you would like to learn how you can participate in the proceeding, or if you have informal comments or questions about the CPUC process, you may contact the CPUC's Public Advisor's Office at the address noted below.

Email: [public.advisor@cpuc.ca.gov](mailto:public.advisor@cpuc.ca.gov)

Phone: 1-866-849-8390 (toll-free) or 1-415-703-2074

Write: CPUC Public Advisor's Office

1-866-836-7825 (toll-free) or TTY 1-415-703-5282

505 Van Ness Avenue

San Francisco, CA 94102

Please reference **Cal Water's Application No. 15-07-XXX** in any communications you have with the CPUC regarding this matter. All public comments will become part of the public correspondence file for this proceeding and made available for review for the assigned Judge, the Commissioners, and appropriate CPUC staff.

Para más información sobre este aviso por favor llame al número (831) 757-3644

**Notification of Application Filed by California Water Service Company  
for a Rate Increase in its Salinas District**

**Application No. 15-07-XXX**

California Water Service (Cal Water) has filed an application with the California Public Utilities Commission (CPUC) to increase rates for providing water service. To justify this increase for the Salinas District in years 2017-2019, Cal Water has presented an estimate of its costs in a formal CPUC proceeding, called a General Rate Case (GRC) application.

**The Application**

The CPUC requires Cal Water to submit GRC applications every three years to ensure that water rates accurately reflect the cost of providing water service. As part of its GRC, Cal Water has proposed consolidating operations and rate-making for its Salinas and King City Districts to improve affordability and develop administrative efficiencies.

With Consolidation – If this consolidation is approved by the CPUC as proposed, Cal Water requests revenue increases for the consolidated district of \$9,719,981, or 31.0%, for 2017, \$1,856,802, or 4.5%, for 2018 and \$1,847,595, or 4.3%, for 2019. With consolidation, the total revenue increase over the three years would be \$13,424,378 or 42.8%.

Estimated Revenue Increases **with** Consolidation (by type of service)

<i>Type of Service Provided</i>	<i>2017 Increase \$</i>	<i>%</i>	<i>2018 Increase \$</i>	<i>%</i>	<i>2019 Increase \$</i>	<i>%</i>
Residential Metered Service	3,272,800	33.2	678,580	5.1	597,288	4.3
Nonresidential Metered Service	3,168,671	33.2	657,298	5.1	578,555	4.3

Without Consolidation – If consolidation is not approved, Cal Water requests revenue increases for its Salinas District of \$8,958,519, or 31.9%, for 2017, \$1,583,644, or 4.3%, for 2018 and \$1,576,698, or 4.1%, for 2019. Without consolidation, the total revenue increase over the three years would be \$12,118,861 or 43.2%.

Estimated Revenue Increases **without** Consolidation (by type of service)

<i>Type of Service Provided</i>	<i>2017 Increase \$</i>	<i>%</i>	<i>2018 Increase \$</i>	<i>%</i>	<i>2019 Increase \$</i>	<i>%</i>
Residential Metered Service	2,987,929	30.3	637,767	4.9	553,411	4.1
Nonresidential Metered Service	2,892,863	30.3	617,764	4.9	536,054	4.1

The tables below detail the increase a typical residential customer would see in his or her bill if Cal Water’s proposed rates for 2017, 2018, and 2019 were adopted.

**Typical Customer Impact *with* Consolidation**

If Cal Water’s proposed consolidation of the Salinas and King City Districts is approved, the bills for a typical residential customer with a 5/8” x 3/4” meter using 9,725 gallons (13 Ccf) of water per month, and a flat-rate service customer with a lot size between 6,001 and 10,000 would resemble those below. **These numbers do not include surcharges and credits.**

**Typical Residential Customer Bill Increase with Consolidation**

<i>Residential Customer</i>	<i>Current \$</i>	<i>2017 \$ Increase</i>	<i>%</i>	<i>2018 \$ Increase</i>	<i>%</i>	<i>2019 \$ Increase</i>	<i>%</i>
5/8" x 3/4" meter	48	16	33.1	3	5.1	3	4.3

**Typical Customer Impact without Consolidation**

If Cal Water’s proposal is adopted **without consolidation**, the bill of a typical residential customer with a 5/8” x 3/4” meter using 9,725 gallons (13 Ccf) of water per month, and a flat-rate service customer with a lot size between 6,001 and 10,000 square feet would resemble those below. **These numbers do not include surcharges and credits.**

**Typical Residential Customer Bill Increase without Consolidation**

<i>Residential Customer</i>	<i>Current \$</i>	<i>2017 \$ Increase</i>	<i>%</i>	<i>2018 \$ Increase</i>	<i>%</i>	<i>2019 \$ Increase</i>	<i>%</i>
5/8" x 3/4" meter	48	15	30.3	3	4.9	3	4.1

**Reasons for Increase**

Cal Water has been providing water to California communities for nearly 90 years, and many of the facilities used for water service have reached the end of their useful lives. For the Salinas District, Cal Water’s requested increase reflects some of the following components:

- 5.9% of the increase is for projected water supply costs
- 73.8% of the increase is for water infrastructure improvements
- 20.2% of the increase is for projected operation and maintenance expenses

In the filing, Cal Water’s proposed rates for 2017-2019 would become effective on January 1, 2017. The rate increases for 2018 and 2019 are derived using the most recent inflation factors provided by the CPUC. The CPUC requires that Cal Water use a simplified, inflation-based, escalation methodology for its proposed rates for those years that are in between GRC test years.

**Obtaining a Copy of the Application**

A copy of Cal Water’s proposed GRC application and related exhibits may be reviewed at Cal Water’s office, located at 254 Commission Street, Salinas, CA 93901. An electronic or paper copy of said application and related exhibits will be furnished by Cal Water upon written request to California Water Service Company, 1720 North First Street, San Jose, CA 95112-4598. Copies are also available to review at the CPUC’s Central Files Office in San Francisco at 505 Van Ness Avenue, San Francisco, CA 94102, between the hours of 8:00 a.m. and noon.

**The CPUC’s Process**

This application will be assigned to an Administrative Law Judge (Judge) who will determine how to receive evidence and other related documents, necessary for the CPUC to establish a record upon which to base its decision. Evidentiary Hearings (EHs) may be held where parties of record will present their testimony and may be subject to cross-examination by other parties. These EHs are open to the public, but only those who are parties of record can participate. After considering all proposals and all evidence presented during the formal hearing process, the assigned Judge will issue a proposed decision determining whether to adopt all or part of Cal Water’s request, modify it, or deny it. The CPUC Commissioners may sponsor an alternate decision and the issue will be decided at a scheduled Commission Voting Meeting.

As a party of record, the Office of Ratepayer Advocates (ORA) will review this application. ORA is the independent consumer advocate within the CPUC with a legislative mandate to represent investor-owned utility customers to obtain the lowest possible rate for service consistent with reliable and safe service levels. ORA

has a multi-disciplinary staff with expertise in economics, finance, accounting and engineering. Other parties of record will also participate in the CPUC's proceeding to consider this application. For more information about ORA, please call (415) 703-1584, e-mail [ora@cpuc.ca.gov](mailto:ora@cpuc.ca.gov) or visit ORA's website at <http://ora.ca.gov/default.aspx>.

### **Stay Informed**

The CPUC offers a free Subscription Service which is available on the CPUC website at [www.cpuc.ca.gov](http://www.cpuc.ca.gov) which allows you to follow this proceeding. If you would like to learn how you can participate in the proceeding, or if you have informal comments or questions about the CPUC process, you may contact the CPUC's Public Advisor's Office at the address noted below.

Email: [public.advisor@cpuc.ca.gov](mailto:public.advisor@cpuc.ca.gov)

Phone: 1-866-849-8390 (toll-free) or 1-415-703-2074

Write: CPUC Public Advisor's Office

1-866-836-7825 (toll-free) or TTY 1-415-703-5282

505 Van Ness Avenue

San Francisco, CA 94102

Please reference **Cal Water's Application No. 15-07-XXX** in any communications you have with the CPUC regarding this matter. All public comments will become part of the public correspondence file for this proceeding and made available for review for the assigned Judge, the Commissioners, and appropriate CPUC staff.

Para más información sobre este aviso por favor llame al número (831) 385-5486

**Notification of Application Filed by California Water Service Company  
for a Rate Increase in its King City District**

**Application No. 15-07-XXX**

California Water Service (Cal Water) has filed an application with the California Public Utilities Commission (CPUC) to increase rates for providing water service. To justify this increase for the King City District in years 2017-2019, Cal Water has presented an estimate of its costs in a formal CPUC proceeding, called a General Rate Case (GRC) application.

**The Application**

The CPUC requires Cal Water to submit GRC applications every three years to ensure that water rates accurately reflect the cost of providing water service. As part of its GRC, Cal Water has proposed consolidating operations and rate-making for its Salinas and King City Districts to improve affordability and develop administrative efficiencies.

With Consolidation – If this consolidation is approved by the CPUC as proposed, Cal Water requests revenue increases for the consolidated district of \$9,719,981, or 31.0%, for 2017, \$1,856,802, or 4.5%, for 2018 and \$1,847,595, or 4.3%, for 2019. With consolidation, the total revenue increase over the three years would be \$13,424,378 or 42.8%.

Estimated Revenue Increases **with** Consolidation (by type of service)

<i>Type of Service Provided</i>	<i>2017 Increase \$</i>	<i>%</i>	<i>2018 Increase \$</i>	<i>%</i>	<i>2019 Increase \$</i>	<i>%</i>
Residential Metered Service	497,199	55.2	464,032	48.1	61,487	4.3
Nonresidential Metered Service	435,978	40.4	556,533	48.1	73,744	4.3

Without Consolidation – If consolidation is not approved, Cal Water requests revenue increases for its King City District of \$761,462, or 23.2%, for 2017, \$263,565, or 6.5%, for 2018 and \$262,393, or 6.1%, for 2019. Without consolidation, the total revenue increase over the three years would be \$1,287,420 or 39.2%.

Estimated Revenue Increases **without** Consolidation (by type of service)

<i>Type of Service Provided</i>	<i>2017 Increase \$</i>	<i>%</i>	<i>2018 Increase \$</i>	<i>%</i>	<i>2019 Increase \$</i>	<i>%</i>
Residential Metered Service	360,968	40.1	79,455	6.6	78,067	6.1
Residential Flat Rate Service						
Nonresidential Metered Service	288,395	26.7	95,294	6.6	93,629	6.1
General Metered Service						
Irrigation Service						
Reclaimed Metered Service						
Recycled metered Service						

The tables below detail the increase a typical residential customer would see in his or her bill if Cal Water’s proposed rates for 2017, 2018, and 2019 were adopted.

**Typical Customer Impact *with* Consolidation**

If Cal Water’s proposed consolidation of the Salinas and King City Districts is approved, the bills for a typical residential customer with a 5/8” x 3/4” meter using 9,725 gallons (13 Ccf) of water per month, and a flat-rate service customer with a lot size between 6,001 and 10,000 would resemble those below. **These numbers do not include surcharges and credits.**

**Typical Residential Customer Bill Increase with Consolidation**

<i>Residential Customer</i>	<i>Current \$</i>	<i>2017 \$ Increase</i>	<i>%</i>	<i>2018 \$ Increase</i>	<i>%</i>	<i>2019 \$ Increase</i>	<i>%</i>
5/8” x 3/4” meter	55	4	6.4	3	4.5	3	4.3

**Typical Customer Impact without Consolidation**

If Cal Water’s proposal is adopted **without consolidation**, the bill of a typical residential customer with a 5/8” x 3/4” meter using 9,725 gallons (13 Ccf) of water per month, and a flat-rate service customer with a lot size between 6,001 and 10,000 square feet would resemble those below. **These numbers do not include surcharges and credits.**

**Typical Residential Customer Bill Increase without Consolidation**

<i>Residential Customer</i>	<i>Current \$</i>	<i>2017 \$ Increase</i>	<i>%</i>	<i>2018 \$ Increase</i>	<i>%</i>	<i>2019 \$ Increase</i>	<i>%</i>
5/8” x 3/4” meter	55	18	32.8	5	6.8	5	6.1
Flat-rate							

**Reasons for Increase**

Cal Water has been providing water to California communities for nearly 90 years, and many of the facilities used for water service have reached the end of their useful lives. For the King City District, Cal Water’s requested increase reflects some of the following components:

- 5.9% of the increase is for projected water supply costs
- 73.8% of the increase is for water infrastructure improvements
- 20.2% of the increase is for projected operation and maintenance expenses

In the filing, Cal Water’s proposed rates for 2017-2019 would become effective on January 1, 2017. The rate increases for 2018 and 2019 are derived using the most recent inflation factors provided by the CPUC. The CPUC requires that Cal Water use a simplified, inflation-based, escalation methodology for its proposed rates for those years that are in between GRC test years.

**Obtaining a Copy of the Application**

A copy of Cal Water’s proposed GRC application and related exhibits may be reviewed at Cal Water’s office, located at 1301 Broadway Street, Suite A-3, King City, CA 93930. An electronic or paper copy of said application and related exhibits will be furnished by Cal Water upon written request to California Water Service Company, 1720 North First Street, San Jose, CA 95112-4598. Copies are also available to review at the CPUC’s Central Files Office in San Francisco at 505 Van Ness Avenue, San Francisco, CA 94102, between the hours of 8:00 a.m. and noon.

**The CPUC’s Process**

This application will be assigned to an Administrative Law Judge (Judge) who will determine how to receive evidence and other related documents, necessary for the CPUC to establish a record upon which to base its decision. Evidentiary Hearings (EHs) may be held where parties of record will present their testimony and may be subject to cross-examination by other parties. These EHs are open to the public, but only those who are parties of record can participate. After considering all proposals and all evidence presented during the formal hearing process, the assigned Judge will issue a proposed decision determining whether to adopt all or part of

Cal Water's request, modify it, or deny it. The CPUC Commissioners may sponsor an alternate decision and the issue will be decided at a scheduled Commission Voting Meeting.

As a party of record, the Office of Ratepayer Advocates (ORA) will review this application. ORA is the independent consumer advocate within the CPUC with a legislative mandate to represent investor-owned utility customers to obtain the lowest possible rate for service consistent with reliable and safe service levels. ORA has a multi-disciplinary staff with expertise in economics, finance, accounting and engineering. Other parties of record will also participate in the CPUC's proceeding to consider this application. For more information about ORA, please call (415) 703-1584, e-mail [ora@cpuc.ca.gov](mailto:ora@cpuc.ca.gov) or visit ORA's website at <http://ora.ca.gov/default.aspx>.

### **Stay Informed**

The CPUC offers a free Subscription Service which is available on the CPUC website at [www.cpuc.ca.gov](http://www.cpuc.ca.gov) which allows you to follow this proceeding. If you would like to learn how you can participate in the proceeding, or if you have informal comments or questions about the CPUC process, you may contact the CPUC's Public Advisor's Office at the address noted below.

Email: [public.advisor@cpuc.ca.gov](mailto:public.advisor@cpuc.ca.gov)  
Write: CPUC Public Advisor's Office  
505 Van Ness Avenue  
San Francisco, CA 94102

Phone: 1-866-849-8390 (toll-free) or 1-415-703-2074  
1-866-836-7825 (toll-free) or TTY 1-415-703-5282

Please reference **Cal Water's Application No. 15-07-XXX** in any communications you have with the CPUC regarding this matter. All public comments will become part of the public correspondence file for this proceeding and made available for review for the assigned Judge, the Commissioners, and appropriate CPUC staff.



Para más información sobre este aviso por favor llame al número (530) 893-6300

**Notification of Application Filed by California Water Service Company  
for a Rate Increase in its Chico District**

**Application No. 15-07-XXX**

California Water Service (Cal Water) has filed an application with the California Public Utilities Commission (CPUC) to increase rates for providing water service. To justify this increase for the Chico District in years 2017-2019, Cal Water has presented an estimate of its costs in a formal CPUC proceeding, called a General Rate Case (GRC) application.

**The Application**

The CPUC requires Cal Water to submit GRC applications every three years to ensure that water rates accurately reflect the cost of providing water service. As part of its GRC, Cal Water has proposed consolidating operations and rate-making for its Chico, Marysville, Oroville, and Willows Districts to improve affordability and develop administrative efficiencies.

With Consolidation – If this consolidation is approved by the CPUC as proposed, Cal Water requests revenue increases for the consolidated district of \$6,545,081, or 20.3%, for 2017, \$676,337, or 1.7%, for 2018 and \$960,412, or 2.4%, for 2019. With consolidation, the total revenue increase over the three years would be \$8,181,830 or 25.4%.

Estimated Revenue Increases **with** Consolidation (by type of service)

<i>Type of Service Provided</i>	<i>2017 Increase \$</i>	<i>%</i>	<i>2018 Increase \$</i>	<i>%</i>	<i>2019 Increase \$</i>	<i>%</i>
Residential Metered Service	1,812,888	20.2	7,018	0.1	264,405	2.4
Nonresidential Metered Service	1,166,301	20.2	4,525	0.1	170,487	2.4

Without Consolidation – If consolidation is not approved, Cal Water requests revenue increases for its Chico District of \$4,147,330, or 19.1%, for 2017, \$401,865, or 1.6%, for 2018 and \$697,548, or 2.7%, for 2019. Without consolidation, the total revenue increase over the three years would be \$5,246,743 or 24.2%.

Estimated Revenue Increases **without** Consolidation (by type of service)

<i>Type of Service Provided</i>	<i>2017 Increase \$</i>	<i>%</i>	<i>2018 Increase \$</i>	<i>%</i>	<i>2019 Increase \$</i>	<i>%</i>
Residential Metered Service	1,113,480	12.4	303,130	3.0	277,834	2.7
Nonresidential Metered Service	716,345	12.4	195,456	3.0	179,146	2.7

The tables below detail the increase a typical residential customer would see in his or her bill if Cal Water’s proposed rates for 2017, 2018, and 2019 were adopted.

**Typical Customer Impact *with* Consolidation**

If Cal Water’s proposed consolidation of the Chico, Marysville, Oroville, and Willows Districts is approved, the bills for a typical residential customer with a 5/8” x 3/4” meter using 15,709 gallons (21 Ccf) of water per month, and a flat-rate service customer with a lot size between 6,001 and 10,000 would resemble those below.

**These numbers do not include surcharges and credits.**

### Typical Residential Customer Bill Increase with Consolidation

<i>Residential Customer</i>	<i>Current \$</i>	<i>2017 \$ Increase</i>	<i>%</i>	<i>2018 \$ Increase</i>	<i>%</i>	<i>2019 \$ Increase</i>	<i>%</i>
5/8" x 3/4" meter	46	9	20.1		0.1	1	2.4

### Typical Customer Impact without Consolidation

If Cal Water's proposal is adopted **without consolidation**, the bill of a typical residential customer with a 5/8" x 3/4" meter using 15,709 gallons (21 Ccf) of water per month, and a flat-rate service customer with a lot size between 6,001 and 10,000 square feet would resemble those below. **These numbers do not include surcharges and credits.**

### Typical Residential Customer Bill Increase without Consolidation

<i>Residential Customer</i>	<i>Current \$</i>	<i>2017 \$ Increase</i>	<i>%</i>	<i>2018 \$ Increase</i>	<i>%</i>	<i>2019 \$ Increase</i>	<i>%</i>
5/8" x 3/4" meter	46	6	12.3	2	3.0	1	2.7

### Reasons for Increase

Cal Water has been providing water to California communities for nearly 90 years, and many of the facilities used for water service have reached the end of their useful lives. For the Chico District, Cal Water's requested increase reflects some of the following components:

- 3.9% of the increase is for projected water supply costs
- 108.3% of the increase is for water infrastructure improvements
- -12.2% of the increase is for projected operation and maintenance expenses

In the filing, Cal Water's proposed rates for 2017-2019 would become effective on January 1, 2017. The rate increases for 2018 and 2019 are derived using the most recent inflation factors provided by the CPUC. The CPUC requires that Cal Water use a simplified, inflation-based, escalation methodology for its proposed rates for those years that are in between GRC test years.

### Obtaining a Copy of the Application

A copy of Cal Water's proposed GRC application and related exhibits may be reviewed at Cal Water's office, located at 2222 Dr. Martin Luther King Jr. Parkway, Chico, CA 95928. An electronic or paper copy of said application and related exhibits will be furnished by Cal Water upon written request to California Water Service Company, 1720 North First Street, San Jose, CA 95112-4598. Copies are also available to review at the CPUC's Central Files Office in San Francisco at 505 Van Ness Avenue, San Francisco, CA 94102, between the hours of 8:00 a.m. and noon.

### The CPUC's Process

This application will be assigned to an Administrative Law Judge (Judge) who will determine how to receive evidence and other related documents, necessary for the CPUC to establish a record upon which to base its decision. Evidentiary Hearings (EHs) may be held where parties of record will present their testimony and may be subject to cross-examination by other parties. These EHs are open to the public, but only those who are parties of record can participate. After considering all proposals and all evidence presented during the formal hearing process, the assigned Judge will issue a proposed decision determining whether to adopt all or part of Cal Water's request, modify it, or deny it. The CPUC Commissioners may sponsor an alternate decision and the issue will be decided at a scheduled Commission Voting Meeting.

As a party of record, the Office of Ratepayer Advocates (ORA) will review this application. ORA is the independent consumer advocate within the CPUC with a legislative mandate to represent investor-owned utility customers to obtain the lowest possible rate for service consistent with reliable and safe service levels. ORA has a multi-disciplinary staff with expertise in economics, finance, accounting and engineering. Other parties of

record will also participate in the CPUC's proceeding to consider this application. For more information about ORA, please call (415) 703-1584, e-mail [ora@cpuc.ca.gov](mailto:ora@cpuc.ca.gov) or visit ORA's website at <http://ora.ca.gov/default.aspx>.

**Stay Informed**

The CPUC offers a free Subscription Service which is available on the CPUC website at [www.cpuc.ca.gov](http://www.cpuc.ca.gov) which allows you to follow this proceeding. If you would like to learn how you can participate in the proceeding, or if you have informal comments or questions about the CPUC process, you may contact the CPUC's Public Advisor's Office at the address noted below.

Email: [public.advisor@cpuc.ca.gov](mailto:public.advisor@cpuc.ca.gov)

Phone: 1-866-849-8390 (toll-free) or 1-415-703-2074

Write: CPUC Public Advisor's Office

1-866-836-7825 (toll-free) or TTY 1-415-703-5282

505 Van Ness Avenue

San Francisco, CA 94102

Please reference **Cal Water's Application No. 15-07-XXX** in any communications you have with the CPUC regarding this matter. All public comments will become part of the public correspondence file for this proceeding and made available for review for the assigned Judge, the Commissioners, and appropriate CPUC staff.

Para más información sobre este aviso por favor llame al número (530) 742-6911

**Notification of Application Filed by California Water Service Company  
for a Rate Increase in its Marysville District**

**Application No. 15-07-XXX**

California Water Service (Cal Water) has filed an application with the California Public Utilities Commission (CPUC) to increase rates for providing water service. To justify this increase for the Marysville District in years 2017-2019, Cal Water has presented an estimate of its costs in a formal CPUC proceeding, called a General Rate Case (GRC) application.

**The Application**

The CPUC requires Cal Water to submit GRC applications every three years to ensure that water rates accurately reflect the cost of providing water service. As part of its GRC, Cal Water has proposed consolidating operations and rate-making for its Chico, Marysville, Oroville, and Willows Districts to improve affordability and develop administrative efficiencies.

With Consolidation – If this consolidation is approved by the CPUC as proposed, Cal Water requests revenue increases for the consolidated district of \$6,545,081, or 20.3%, for 2017, \$676,337, or 1.7%, for 2018 and \$960,412, or 2.4%, for 2019. With consolidation, the total revenue increase over the three years would be \$8,181,830 or 25.4%.

Estimated Revenue Increases **with** Consolidation (by type of service)

<i>Type of Service Provided</i>	<i>2017 Increase \$</i>	<i>%</i>	<i>2018 Increase \$</i>	<i>%</i>	<i>2019 Increase \$</i>	<i>%</i>
Residential Metered Service	45,041	5.4	16,066	1.7	23,590	2.4
Residential Flat Rate Service	38,377	13.1	1,733	1.7	2,461	2.4
Nonresidential Metered Service	47,168	5.4	15,593	1.7	22,896	2.4

Without Consolidation – If consolidation is not approved, Cal Water requests revenue increases for its Marysville District of \$593,654, or 16.3%, for 2017, \$77,574, or 1.8%, for 2018 and \$41,081, or 1.0%, for 2019. Without consolidation, the total revenue increase over the three years would be \$712,309 or 19.6%.

Estimated Revenue Increases **without** Consolidation (by type of service)

<i>Type of Service Provided</i>	<i>2017 Increase \$</i>	<i>%</i>	<i>2018 Increase \$</i>	<i>%</i>	<i>2019 Increase \$</i>	<i>%</i>
Residential Metered Service	166,583	20.1	112,454	10.5	11,331	1.0
Residential Flat Rate Service	142,004	48.5	-18,514	-14.2	1,068	1.0
Nonresidential Metered Service	174,452	20.1	109,144	10.5	10,998	1.0

The tables below detail the increase a typical residential customer would see in his or her bill if Cal Water’s proposed rates for 2017, 2018, and 2019 were adopted.

**Typical Customer Impact *with* Consolidation**

If Cal Water’s proposed consolidation of the Chico, Marysville, Oroville, and Willows Districts is approved, the bills for a typical residential customer with a 5/8” x 3/4” meter using 6,732 gallons (9 Ccf) of water per month,

and a flat-rate service customer with a lot size between 6,001 and 10,000 would resemble those below. **These numbers do not include surcharges and credits.**

**Typical Residential Customer Bill Increase with Consolidation**

<i>Residential Customer</i>	<i>Current \$</i>	<i>2017 \$ Increase</i>	<i>%</i>	<i>2018 \$ Increase</i>	<i>%</i>	<i>2019 \$ Increase</i>	<i>%</i>
5/8" x 3/4" meter	39	3	6.4	1	1.7	1	2.4
Flat-rate	78	10	13.1	2	1.7	2	2.4

**Typical Customer Impact without Consolidation**

If Cal Water’s proposal is adopted **without consolidation**, the bill of a typical residential customer with a 5/8” x 3/4” meter using 6,732 gallons (9 Ccf) of water per month, and a flat-rate service customer with a lot size between 6,001 and 10,000 square feet would resemble those below. **These numbers do not include surcharges and credits.**

**Typical Residential Customer Bill Increase without Consolidation**

<i>Residential Customer</i>	<i>Current \$</i>	<i>2017 \$ Increase</i>	<i>%</i>	<i>2018 \$ Increase</i>	<i>%</i>	<i>2019 \$ Increase</i>	<i>%</i>
5/8" x 3/4" meter	39	9	22.1	-9	- 17.9		1.0
Flat-rate	78	38	48.5	-16	- 14.2	1	1.0

**Reasons for Increase**

Cal Water has been providing water to California communities for nearly 90 years, and many of the facilities used for water service have reached the end of their useful lives. For the Marysville District, Cal Water’s requested increase reflects some of the following components:

- 3.9% of the increase is for projected water supply costs
- 108.3% of the increase is for water infrastructure improvements
- -12.2% of the increase is for projected operation and maintenance expenses

In the filing, Cal Water’s proposed rates for 2017-2019 would become effective on January 1, 2017. The rate increases for 2018 and 2019 are derived using the most recent inflation factors provided by the CPUC. The CPUC requires that Cal Water use a simplified, inflation-based, escalation methodology for its proposed rates for those years that are in between GRC test years.

**Obtaining a Copy of the Application**

A copy of Cal Water’s proposed GRC application and related exhibits may be reviewed at Cal Water’s office, located at 131 D Street, Marysville, CA 95901. An electronic or paper copy of said application and related exhibits will be furnished by Cal Water upon written request to California Water Service Company, 1720 North First Street, San Jose, CA 95112-4598. Copies are also available to review at the CPUC’s Central Files Office in San Francisco at 505 Van Ness Avenue, San Francisco, CA 94102, between the hours of 8:00 a.m. and noon.

**The CPUC’s Process**

This application will be assigned to an Administrative Law Judge (Judge) who will determine how to receive evidence and other related documents, necessary for the CPUC to establish a record upon which to base its decision. Evidentiary Hearings (EHs) may be held where parties of record will present their testimony and may be subject to cross-examination by other parties. These EHs are open to the public, but only those who are parties of record can participate. After considering all proposals and all evidence presented during the formal hearing process, the assigned Judge will issue a proposed decision determining whether to adopt all or part of

Cal Water's request, modify it, or deny it. The CPUC Commissioners may sponsor an alternate decision and the issue will be decided at a scheduled Commission Voting Meeting.

As a party of record, the Office of Ratepayer Advocates (ORA) will review this application. ORA is the independent consumer advocate within the CPUC with a legislative mandate to represent investor-owned utility customers to obtain the lowest possible rate for service consistent with reliable and safe service levels. ORA has a multi-disciplinary staff with expertise in economics, finance, accounting and engineering. Other parties of record will also participate in the CPUC's proceeding to consider this application. For more information about ORA, please call (415) 703-1584, e-mail [ora@cpuc.ca.gov](mailto:ora@cpuc.ca.gov) or visit ORA's website at <http://ora.ca.gov/default.aspx>.

**Stay Informed**

The CPUC offers a free Subscription Service which is available on the CPUC website at [www.cpuc.ca.gov](http://www.cpuc.ca.gov) which allows you to follow this proceeding. If you would like to learn how you can participate in the proceeding, or if you have informal comments or questions about the CPUC process, you may contact the CPUC's Public Advisor's Office at the address noted below.

Email: [public.advisor@cpuc.ca.gov](mailto:public.advisor@cpuc.ca.gov)  
Write: CPUC Public Advisor's Office  
505 Van Ness Avenue  
San Francisco, CA 94102

Phone: 1-866-849-8390 (toll-free) or 1-415-703-2074  
1-866-836-7825 (toll-free) or TTY 1-415-703-5282

Please reference **Cal Water's Application No. 15-07-XXX** in any communications you have with the CPUC regarding this matter. All public comments will become part of the public correspondence file for this proceeding and made available for review for the assigned Judge, the Commissioners, and appropriate CPUC staff.

Para más información sobre este aviso por favor llame al número (530) 533-4034

**Notification of Application Filed by California Water Service Company  
for a Rate Increase in its Oroville District**

**Application No. 15-07-XXX**

California Water Service (Cal Water) has filed an application with the California Public Utilities Commission (CPUC) to increase rates for providing water service. To justify this increase for the Oroville District in years 2017-2019, Cal Water has presented an estimate of its costs in a formal CPUC proceeding, called a General Rate Case (GRC) application.

**The Application**

The CPUC requires Cal Water to submit GRC applications every three years to ensure that water rates accurately reflect the cost of providing water service. As part of its GRC, Cal Water has proposed consolidating operations and rate-making for its Chico, Marysville, Oroville, and Willows Districts to improve affordability and develop administrative efficiencies.

With Consolidation – If this consolidation is approved by the CPUC as proposed, Cal Water requests revenue increases for the consolidated district of \$6,545,081, or 20.3%, for 2017, \$676,337, or 1.7%, for 2018 and \$960,412, or 2.4%, for 2019. With consolidation, the total revenue increase over the three years would be \$8,181,830 or 25.4%.

Estimated Revenue Increases **with** Consolidation (by type of service)

<i>Type of Service Provided</i>	<i>2017 Increase \$</i>	<i>%</i>	<i>2018 Increase \$</i>	<i>%</i>	<i>2019 Increase \$</i>	<i>%</i>
Residential Metered Service	65,185	6.2	18,301	1.6	27,661	2.4
Nonresidential Metered Service	114,851	6.2	35,522	1.6	53,691	2.4

Without Consolidation – If consolidation is not approved, Cal Water requests revenue increases for its Oroville District of \$829,409, or 18.2%, for 2017, \$148,954, or 2.8%, for 2018 and \$112,772, or 2.0%, for 2019. Without consolidation, the total revenue increase over the three years would be \$1,091,134 or 24.0%.

Estimated Revenue Increases **without** Consolidation (by type of service)

<i>Type of Service Provided</i>	<i>2017 Increase \$</i>	<i>%</i>	<i>2018 Increase \$</i>	<i>%</i>	<i>2019 Increase \$</i>	<i>%</i>
Residential Metered Service	172,541	16.4	-4,669	-0.4	24,837	2.0
Nonresidential Metered Service	304,002	16.4	-9,063	-0.4	48,209	2.0

The tables below detail the increase a typical residential customer would see in his or her bill if Cal Water’s proposed rates for 2017, 2018, and 2019 were adopted.

**Typical Customer Impact *with* Consolidation**

If Cal Water’s proposed consolidation of the Chico, Marysville, Oroville, and Willows Districts is approved, the bills for a typical residential customer with a 5/8” x 3/4” meter using 9,725 gallons (13 Ccf) of water per month, and a flat-rate service customer with a lot size between 6,001 and 10,000 would resemble those below. **These numbers do not include surcharges and credits.**

**Typical Residential Customer Bill Increase with Consolidation**

<i>Residential Customer</i>	<i>Current \$</i>	<i>2017 \$ Increase</i>	<i>%</i>	<i>2018 \$ Increase</i>	<i>%</i>	<i>2019 \$ Increase</i>	<i>%</i>
5/8" x 3/4" meter	64	4	6.4	-5	-6.9	2	2.4

**Typical Customer Impact without Consolidation**

If Cal Water’s proposal is adopted **without consolidation**, the bill of a typical residential customer with a 5/8” x 3/4” meter using 9,725 gallons (13 Ccf) of water per month, and a flat-rate service customer with a lot size between 6,001 and 10,000 square feet would resemble those below. **These numbers do not include surcharges and credits.**

**Typical Residential Customer Bill Increase without Consolidation**

<i>Residential Customer</i>	<i>Current \$</i>	<i>2017 \$ Increase</i>	<i>%</i>	<i>2018 \$ Increase</i>	<i>%</i>	<i>2019 \$ Increase</i>	<i>%</i>
5/8" x 3/4" meter	64	8	12.1	-3	-4.5	1	2.0

**Reasons for Increase**

Cal Water has been providing water to California communities for nearly 90 years, and many of the facilities used for water service have reached the end of their useful lives. For the Oroville District, Cal Water’s requested increase reflects some of the following components:

- 3.9% of the increase is for projected water supply costs
- 108.3% of the increase is for water infrastructure improvements
- -12.2% of the increase is for projected operation and maintenance expenses

In the filing, Cal Water’s proposed rates for 2017-2019 would become effective on January 1, 2017. The rate increases for 2018 and 2019 are derived using the most recent inflation factors provided by the CPUC. The CPUC requires that Cal Water use a simplified, inflation-based, escalation methodology for its proposed rates for those years that are in between GRC test years.

**Obtaining a Copy of the Application**

A copy of Cal Water’s proposed GRC application and related exhibits may be reviewed at Cal Water’s office, located at 1905 High Street, Oroville, CA 95965. An electronic or paper copy of said application and related exhibits will be furnished by Cal Water upon written request to California Water Service Company, 1720 North First Street, San Jose, CA 95112-4598. Copies are also available to review at the CPUC’s Central Files Office in San Francisco at 505 Van Ness Avenue, San Francisco, CA 94102, between the hours of 8:00 a.m. and noon.

**The CPUC’s Process**

This application will be assigned to an Administrative Law Judge (Judge) who will determine how to receive evidence and other related documents, necessary for the CPUC to establish a record upon which to base its decision. Evidentiary Hearings (EHs) may be held where parties of record will present their testimony and may be subject to cross-examination by other parties. These EHs are open to the public, but only those who are parties of record can participate. After considering all proposals and all evidence presented during the formal hearing process, the assigned Judge will issue a proposed decision determining whether to adopt all or part of Cal Water’s request, modify it, or deny it. The CPUC Commissioners may sponsor an alternate decision and the issue will be decided at a scheduled Commission Voting Meeting.

As a party of record, the Office of Ratepayer Advocates (ORA) will review this application. ORA is the independent consumer advocate within the CPUC with a legislative mandate to represent investor-owned utility customers to obtain the lowest possible rate for service consistent with reliable and safe service levels. ORA has a multi-disciplinary staff with expertise in economics, finance, accounting and engineering. Other parties of



record will also participate in the CPUC's proceeding to consider this application. For more information about ORA, please call (415) 703-1584, e-mail [ora@cpuc.ca.gov](mailto:ora@cpuc.ca.gov) or visit ORA's website at <http://ora.ca.gov/default.aspx>.

**Stay Informed**

The CPUC offers a free Subscription Service which is available on the CPUC website at [www.cpuc.ca.gov](http://www.cpuc.ca.gov) which allows you to follow this proceeding. If you would like to learn how you can participate in the proceeding, or if you have informal comments or questions about the CPUC process, you may contact the CPUC's Public Advisor's Office at the address noted below.

Email: [public.advisor@cpuc.ca.gov](mailto:public.advisor@cpuc.ca.gov)

Phone: 1-866-849-8390 (toll-free) or 1-415-703-2074

Write: CPUC Public Advisor's Office

1-866-836-7825 (toll-free) or TTY 1-415-703-5282

505 Van Ness Avenue

San Francisco, CA 94102

Please reference **Cal Water's Application No. 15-07-XXX** in any communications you have with the CPUC regarding this matter. All public comments will become part of the public correspondence file for this proceeding and made available for review for the assigned Judge, the Commissioners, and appropriate CPUC staff.

Para más información sobre este aviso por favor llame al número (530) 934-4735

**Notification of Application Filed by California Water Service Company  
for a Rate Increase in its Willows District**

**Application No. 15-07-XXX**

California Water Service (Cal Water) has filed an application with the California Public Utilities Commission (CPUC) to increase rates for providing water service. To justify this increase for the Willows District in years 2017-2019, Cal Water has presented an estimate of its costs in a formal CPUC proceeding, called a General Rate Case (GRC) application.

**The Application**

The CPUC requires Cal Water to submit GRC applications every three years to ensure that water rates accurately reflect the cost of providing water service. As part of its GRC, Cal Water has proposed consolidating operations and rate-making for its Chico, Marysville, Oroville, and Willows Districts to improve affordability and develop administrative efficiencies.

With Consolidation – If this consolidation is approved by the CPUC as proposed, Cal Water requests revenue increases for the consolidated district of \$6,545,081, or 20.3%, for 2017, \$676,337, or 1.7%, for 2018 and \$960,412, or 2.4%, for 2019. With consolidation, the total revenue increase over the three years would be \$8,181,830 or 25.4%.

Estimated Revenue Increases **with** Consolidation (by type of service)

<i>Type of Service Provided</i>	<i>2017 Increase \$</i>	<i>%</i>	<i>2018 Increase \$</i>	<i>%</i>	<i>2019 Increase \$</i>	<i>%</i>
Residential Metered Service	120,727	11.5	15,115	1.3	28,271	2.4
Nonresidential Metered Service	82,118	11.5	10,392	1.3	19,437	2.4

Without Consolidation – If consolidation is not approved, Cal Water requests revenue increases for its Willows District of \$974,688, or 41.5%, for 2017, \$47,944, or 1.4%, for 2018 and \$109,011, or 3.2%, for 2019. Without consolidation, the total revenue increase over the three years would be \$1,131,644 or 48.2%.

Estimated Revenue Increases **without** Consolidation (by type of service)

<i>Type of Service Provided</i>	<i>2017 Increase \$</i>	<i>%</i>	<i>2018 Increase \$</i>	<i>%</i>	<i>2019 Increase \$</i>	<i>%</i>
Residential Metered Service	190,515	26.6	3,889	0.4	30,432	3.2
Nonresidential Metered Service	89,576	26.6	1,767	0.4	13,831	3.2

The tables below detail the increase a typical residential customer would see in his or her bill if Cal Water’s proposed rates for 2017, 2018, and 2019 were adopted.

**Typical Customer Impact *with* Consolidation**

If Cal Water’s proposed consolidation of the Chico, Marysville, Oroville, and Willows Districts is approved, the bills for a typical residential customer with a 5/8” x 3/4” meter using 9,725 gallons (13 Ccf) of water per month, and a flat-rate service customer with a lot size between 6,001 and 10,000 would resemble those below. **These numbers do not include surcharges and credits.**

**Typical Residential Customer Bill Increase with Consolidation**

<i>Residential Customer</i>	<i>Current \$</i>	<i>2017 \$ Increase</i>	<i>%</i>	<i>2018 \$ Increase</i>	<i>%</i>	<i>2019 \$ Increase</i>	<i>%</i>
5/8" x 3/4" meter	60	4	6.4	1	1.6	2	2.4

**Typical Customer Impact without Consolidation**

If Cal Water’s proposal is adopted **without consolidation**, the bill of a typical residential customer with a 5/8” x 3/4” meter using 9,725 gallons (13 Ccf) of water per month, and a flat-rate service customer with a lot size between 6,001 and 10,000 square feet would resemble those below. **These numbers do not include surcharges and credits.**

**Typical Residential Customer Bill Increase without Consolidation**

<i>Residential Customer</i>	<i>Current \$</i>	<i>2017 \$ Increase</i>	<i>%</i>	<i>2018 \$ Increase</i>	<i>%</i>	<i>2019 \$ Increase</i>	<i>%</i>
5/8" x 3/4" meter	60	19	31.7		0.6	3	3.2

**Reasons for Increase**

Cal Water has been providing water to California communities for nearly 90 years, and many of the facilities used for water service have reached the end of their useful lives. For the Willows District, Cal Water’s requested increase reflects some of the following components:

- 3.9% of the increase is for projected water supply costs
- 108.3% of the increase is for water infrastructure improvements
- -12.2% of the increase is for projected operation and maintenance expenses

In the filing, Cal Water’s proposed rates for 2017-2019 would become effective on January 1, 2017. The rate increases for 2018 and 2019 are derived using the most recent inflation factors provided by the CPUC. The CPUC requires that Cal Water use a simplified, inflation-based, escalation methodology for its proposed rates for those years that are in between GRC test years.

**Obtaining a Copy of the Application**

A copy of Cal Water’s proposed GRC application and related exhibits may be reviewed at Cal Water’s office, located at 1070 West Wood Street, Suite A-1, Willows, CA 95988. An electronic or paper copy of said application and related exhibits will be furnished by Cal Water upon written request to California Water Service Company, 1720 North First Street, San Jose, CA 95112-4598. Copies are also available to review at the CPUC’s Central Files Office in San Francisco at 505 Van Ness Avenue, San Francisco, CA 94102, between the hours of 8:00 a.m. and noon.

**The CPUC’s Process**

This application will be assigned to an Administrative Law Judge (Judge) who will determine how to receive evidence and other related documents, necessary for the CPUC to establish a record upon which to base its decision. Evidentiary Hearings (EHs) may be held where parties of record will present their testimony and may be subject to cross-examination by other parties. These EHs are open to the public, but only those who are parties of record can participate. After considering all proposals and all evidence presented during the formal hearing process, the assigned Judge will issue a proposed decision determining whether to adopt all or part of Cal Water’s request, modify it, or deny it. The CPUC Commissioners may sponsor an alternate decision and the issue will be decided at a scheduled Commission Voting Meeting.

As a party of record, the Office of Ratepayer Advocates (ORA) will review this application. ORA is the independent consumer advocate within the CPUC with a legislative mandate to represent investor-owned utility customers to obtain the lowest possible rate for service consistent with reliable and safe service levels. ORA

has a multi-disciplinary staff with expertise in economics, finance, accounting and engineering. Other parties of record will also participate in the CPUC's proceeding to consider this application. For more information about ORA, please call (415) 703-1584, e-mail [ora@cpuc.ca.gov](mailto:ora@cpuc.ca.gov) or visit ORA's website at <http://ora.ca.gov/default.aspx>.

### **Stay Informed**

The CPUC offers a free Subscription Service which is available on the CPUC website at [www.cpuc.ca.gov](http://www.cpuc.ca.gov) which allows you to follow this proceeding. If you would like to learn how you can participate in the proceeding, or if you have informal comments or questions about the CPUC process, you may contact the CPUC's Public Advisor's Office at the address noted below.

Email: [public.advisor@cpuc.ca.gov](mailto:public.advisor@cpuc.ca.gov)

Phone: 1-866-849-8390 (toll-free) or 1-415-703-2074

Write: CPUC Public Advisor's Office

1-866-836-7825 (toll-free) or TTY 1-415-703-5282

505 Van Ness Avenue

San Francisco, CA 94102

Please reference **Cal Water's Application No. 15-07-XXX** in any communications you have with the CPUC regarding this matter. All public comments will become part of the public correspondence file for this proceeding and made available for review for the assigned Judge, the Commissioners, and appropriate CPUC staff.

**Notification of Application Filed  
by California Water Service Company  
for a Rate Increase  
in its Bear Gulch District  
Application No. 15-07-XXX**

California Water Service (Cal Water) has filed an application with the California Public Utilities Commission (CPUC) to increase rates for providing water service. To justify this increase for the Bear Gulch District in years 2017-2019, Cal Water has presented an estimate of its costs in a formal CPUC proceeding, called a General Rate Case (GRC) application.

**The Application**

The CPUC requires Cal Water to submit GRC applications every three years to ensure that water rates accurately reflect the cost of providing water service. Cal Water requests revenue increases in its Bear Gulch District of \$7,421,492, or 15.6%, for 2017, \$2,065,971, or 3.8%, for 2018 and \$2,060,974, or 3.6%, for 2019. The total revenue increase over the three years would be \$11,548,437 or 24.3%.

Estimated Revenue Increases (by type of service)

<i>Type of Service Provided</i>	<i>2017 \$ Increase</i>	<i>%</i>	<i>2018 \$ Increase</i>	<i>%</i>	<i>2019 \$ Increase</i>	<i>%</i>
Residential Metered Service	4,099,295	11.9	1,457,916	3.8	1,444,087	3.6
Residential Flat Rate Service						
Nonresidential Metered Service	603,433	11.9	214,611	3.8	212,575	3.6
General Metered Service						
Irrigation Service						
Reclaimed Metered Service						
Recycled Metered Service						

**Typical Customer Impact**

The table below details the increase a typical residential customer would see in his or her bill if Cal Water’s proposed rates for 2017, 2018, and 2019 are approved by the CPUC as requested. The average residential customer bills in the table show a typical residential customer with a 5/8” x 3/4” meter using 18,701 gallons ((25 Ccf) of water per month and a flat-rate service with a lot size between 6,001 and 10,000 square feet. **These numbers do not include surcharges and credits.**

Typical Residential Customer Bill Increase

<i>Residential Customer</i>	<i>Current \$</i>	<i>2017 \$ Increase</i>	<i>%</i>	<i>2018 \$ Increase</i>	<i>%</i>	<i>2019 \$ Increase</i>	<i>%</i>
5/8” x 3/4” meter	173	21	11.9	7	3.8	7	3.6
Flat-rate							

**Reasons for Increase**

Cal Water has been providing water to California communities for nearly 90 years, and many of the facilities used for water service have reached the end of their useful lives. For the Bear Gulch District, Cal Water’s requested increase reflects the following components:

- -8.5% of the increase is for projected water supply costs
- 88.1% of the increase is for water infrastructure improvements
- 20.4% of the increase is for projected operation and maintenance expenses

In the filing, Cal Water’s proposed rates for 2017-2019 would become effective on January 1, 2017. The rate increases for 2018 and 2019 are derived using the most recent inflation factors provided by the CPUC. The CPUC requires that

Cal Water use a simplified, inflation-based, escalation methodology for its proposed rates for those years that are in between GRC test years.

### **Obtaining a Copy of the Application**

A copy of Cal Water's proposed GRC application and related exhibits may be reviewed at Cal Water's office, located at 3525 Alameda De Las Pulgas, Menlo Park, CA 94025. An electronic or paper copy of the application and related exhibits will be provided by Cal Water upon written request to California Water Service Company, 1720 North First Street, San Jose, CA 95112-4598. Copies are also available to review at the CPUC's Central Files Office in San Francisco at 505 Van Ness Avenue, San Francisco, CA 94102, between the hours of 8:00 a.m. and noon daily.

### **The CPUC's Process**

This application will be assigned to an Administrative Law Judge (Judge) who will determine how to receive evidence and other related documents, necessary for the CPUC to establish a record upon which to base its decision. Evidentiary Hearings (EHs) may be held where parties of record will present their testimony and may be subject to cross-examination by other parties. These EHs are open to the public, but only those who are parties of record can participate. After considering all proposals and all evidence presented during the formal hearing process, the assigned Judge will issue a proposed decision determining whether to adopt all or part of Cal Water's request, modify it, or deny it. The CPUC Commissioners may sponsor an alternate decision and the issue will be decided at a scheduled Commission Voting Meeting.

As a party of record, the Office of Ratepayer Advocates (ORA) will review this application. ORA is the independent consumer advocate within the CPUC with a legislative mandate to represent investor-owned utility customers to obtain the lowest possible rate for service consistent with reliable and safe service levels. ORA has a multi-disciplinary staff with expertise in economics, finance, accounting and engineering. Other parties of record will also participate in the CPUC's proceeding to consider this application. For more information about ORA, please call (415) 703-1584, e-mail [ora@cpuc.ca.gov](mailto:ora@cpuc.ca.gov) or visit ORA's website at <http://ora.ca.gov/default.aspx>.

### **Stay Informed**

The CPUC offers a free Subscription Service which is available on the CPUC website at [www.cpuc.ca.gov](http://www.cpuc.ca.gov) which allows you to follow this proceeding. If you would like to learn how you can participate in the proceeding, or if you have informal comments or questions about the CPUC process, you may contact the CPUC's Public Advisor's Office at the address noted below.

Email: [public.advisor@cpuc.ca.gov](mailto:public.advisor@cpuc.ca.gov)  
Write: CPUC Public Advisor's Office  
505 Van Ness Avenue  
San Francisco, CA 94102

Phone: 1-866-849-8390 (toll-free) or 1-415-703-2074  
1-866-836-7825 (toll-free) or TTY 1-415-703-5282

Please reference **Cal Water's Application No. 15-07-XXX** in any communications you have with the CPUC regarding this matter. All public comments will become part of the public correspondence file for this proceeding and made available for review for the assigned Judge, the Commissioners, and appropriate CPUC staff.

**Notification of Application Filed  
by California Water Service Company  
for a Rate Increase  
in its Dixon District  
Application No. 15-07-XXX**

California Water Service (Cal Water) has filed an application with the California Public Utilities Commission (CPUC) to increase rates for providing water service. To justify this increase for the Dixon District in years 2017-2019, Cal Water has presented an estimate of its costs in a formal CPUC proceeding, called a General Rate Case (GRC) application.

**The Application**

The CPUC requires Cal Water to submit GRC applications every three years to ensure that water rates accurately reflect the cost of providing water service. Cal Water requests revenue increases in its Dixon District of \$799,774, or 26.2%, for 2017, \$131,703, or 3.4%, for 2018 and \$131,324, or 3.3%, for 2019. The total revenue increase over the three years would be \$1,062,800 or 34.8%.

Estimated Revenue Increases (by type of service)

<i>Type of Service Provided</i>	<i>2017 \$ Increase</i>	<i>%</i>	<i>2018 \$ Increase</i>	<i>%</i>	<i>2019 \$ Increase</i>	<i>%</i>
Residential Metered Service	399,868	27.1	81,687	4.3	64,583	3.3
Nonresidential Metered Service	107,206	27.1	22,062	4.3	17,442	3.3

**Typical Customer Impact**

The table below details the increase a typical residential customer would see in his or her bill if Cal Water’s proposed rates for 2017, 2018, and 2019 are approved by the CPUC as requested. The average residential customer bills in the table show a typical residential customer with a 5/8” x 3/4” meter using 9,725 gallons ((13 Ccf) of water per month and a flat-rate service with a lot size between 6,001 and 10,000 square feet. **These numbers do not include surcharges and credits.**

Typical Residential Customer Bill Increase

<i>Residential Customer</i>	<i>Current \$</i>	<i>2017 \$ Increase</i>	<i>%</i>	<i>2018 \$ Increase</i>	<i>%</i>	<i>2019 \$ Increase</i>	<i>%</i>
5/8” x 3/4” meter	68	18	27.2	4	4.4	3	3.3

**Reasons for Increase**

Cal Water has been providing water to California communities for nearly 90 years, and many of the facilities used for water service have reached the end of their useful lives. For the Dixon District, Cal Water’s requested increase reflects the following components:

- -3.7% of the increase is for projected water supply costs
- 56.7% of the increase is for water infrastructure improvements
- 47.0% of the increase is for projected operation and maintenance expenses

In the filing, Cal Water’s proposed rates for 2017-2019 would become effective on January 1, 2017. The rate increases for 2018 and 2019 are derived using the most recent inflation factors provided by the CPUC. The CPUC requires that Cal Water use a simplified, inflation-based, escalation methodology for its proposed rates for those years that are in between GRC test years.

**Obtaining a Copy of the Application**

A copy of Cal Water’s proposed GRC application and related exhibits may be reviewed at Cal Water’s office, located at 201 South First Street, Dixon, CA 95620. An electronic or paper copy of the application and related exhibits will be provided by Cal Water upon written request to California Water Service Company, 1720 North First Street, San Jose,

CA 95112-4598. Copies are also available to review at the CPUC's Central Files Office in San Francisco at 505 Van Ness Avenue, San Francisco, CA 94102, between the hours of 8:00 a.m. and noon daily.

### **The CPUC's Process**

This application will be assigned to an Administrative Law Judge (Judge) who will determine how to receive evidence and other related documents, necessary for the CPUC to establish a record upon which to base its decision. Evidentiary Hearings (EHs) may be held where parties of record will present their testimony and may be subject to cross-examination by other parties. These EHs are open to the public, but only those who are parties of record can participate. After considering all proposals and all evidence presented during the formal hearing process, the assigned Judge will issue a proposed decision determining whether to adopt all or part of Cal Water's request, modify it, or deny it. The CPUC Commissioners may sponsor an alternate decision and the issue will be decided at a scheduled Commission Voting Meeting.

As a party of record, the Office of Ratepayer Advocates (ORA) will review this application. ORA is the independent consumer advocate within the CPUC with a legislative mandate to represent investor-owned utility customers to obtain the lowest possible rate for service consistent with reliable and safe service levels. ORA has a multi-disciplinary staff with expertise in economics, finance, accounting and engineering. Other parties of record will also participate in the CPUC's proceeding to consider this application. For more information about ORA, please call (415) 703-1584, e-mail [ora@cpuc.ca.gov](mailto:ora@cpuc.ca.gov) or visit ORA's website at <http://ora.ca.gov/default.aspx>.

### **Stay Informed**

The CPUC offers a free Subscription Service which is available on the CPUC website at [www.cpuc.ca.gov](http://www.cpuc.ca.gov) which allows you to follow this proceeding. If you would like to learn how you can participate in the proceeding, or if you have informal comments or questions about the CPUC process, you may contact the CPUC's Public Advisor's Office at the address noted below.

Email: [public.advisor@cpuc.ca.gov](mailto:public.advisor@cpuc.ca.gov)  
Write: CPUC Public Advisor's Office  
505 Van Ness Avenue  
San Francisco, CA 94102

Phone: 1-866-849-8390 (toll-free) or 1-415-703-2074  
1-866-836-7825 (toll-free) or TTY 1-415-703-5282

Please reference **Cal Water's Application No. 15-07-XXX** in any communications you have with the CPUC regarding this matter. All public comments will become part of the public correspondence file for this proceeding and made available for review for the assigned Judge, the Commissioners, and appropriate CPUC staff.



**Notification of Application Filed  
by California Water Service Company  
for a Rate Increase  
in its Dominguez District  
Application No. 15-07-XXX**

California Water Service (Cal Water) has filed an application with the California Public Utilities Commission (CPUC) to increase rates for providing water service. To justify this increase for the Dominguez District in years 2017-2019, Cal Water has presented an estimate of its costs in a formal CPUC proceeding, called a General Rate Case (GRC) application.

**The Application**

The CPUC requires Cal Water to submit GRC applications every three years to ensure that water rates accurately reflect the cost of providing water service. Cal Water requests revenue increases in its Dominguez District of \$13,251,929, or 21.8%, for 2017, \$1,669,689, or 2.3%, for 2018 and \$1,669,018, or 2.2%, for 2019. The total revenue increase over the three years would be \$16,590,636 or 27.4%.

Estimated Revenue Increases (by type of service)

<i>Type of Service Provided</i>	<i>2017 \$ Increase</i>	<i>%</i>	<i>2018 \$ Increase</i>	<i>%</i>	<i>2019 \$ Increase</i>	<i>%</i>
Residential Metered Service	2,283,415	18.7	79,467	0.5	321,445	2.2
Nonresidential Metered Service	5,882,116	18.7	204,957	0.5	829,056	2.2
Recycled Metered Service	1,278,479	18.7	44,455	0.5	179,820	2.2

**Typical Customer Impact**

The table below details the increase a typical residential customer would see in his or her bill if Cal Water's proposed rates for 2017, 2018, and 2019 are approved by the CPUC as requested. The average residential customer bills in the table show a typical residential customer with a 5/8" x 3/4" meter using 8,977 gallons ((12 Ccf) of water per month and a flat-rate service with a lot size between 6,001 and 10,000 square feet. **These numbers do not include surcharges and credits.**

Typical Residential Customer Bill Increase

**Reasons for Increase**

Cal Water has been providing water to California communities for nearly 90 years, and many of the facilities used for water service have reached the end of their useful lives. For the Dominguez District, Cal Water's requested increase reflects the following components:

- 25.2% of the increase is for projected water supply costs
- 55.2% of the increase is for water infrastructure improvements
- 19.6% of the increase is for projected operation and maintenance expenses

In the filing, Cal Water's proposed rates for 2017-2019 would become effective on January 1, 2017. The rate increases for 2018 and 2019 are derived using the most recent inflation factors provided by the CPUC. The CPUC requires that Cal Water use a simplified, inflation-based, escalation methodology for its proposed rates for those years that are in between GRC test years.

**Obtaining a Copy of the Application**

A copy of Cal Water's proposed GRC application and related exhibits may be reviewed at Cal Water's office, located at 2632 West 237th Street, Torrance, CA 90505. An electronic or paper copy of the application and related exhibits will be provided by Cal Water upon written request to California Water Service Company, 1720 North First Street, San

Jose, CA 95112-4598. Copies are also available to review at the CPUC's Central Files Office in San Francisco at 505 Van Ness Avenue, San Francisco, CA 94102, between the hours of 8:00 a.m. and noon daily.

### **The CPUC's Process**

This application will be assigned to an Administrative Law Judge (Judge) who will determine how to receive evidence and other related documents, necessary for the CPUC to establish a record upon which to base its decision. Evidentiary Hearings (EHs) may be held where parties of record will present their testimony and may be subject to cross-examination by other parties. These EHs are open to the public, but only those who are parties of record can participate. After considering all proposals and all evidence presented during the formal hearing process, the assigned Judge will issue a proposed decision determining whether to adopt all or part of Cal Water's request, modify it, or deny it. The CPUC Commissioners may sponsor an alternate decision and the issue will be decided at a scheduled Commission Voting Meeting.

As a party of record, the Office of Ratepayer Advocates (ORA) will review this application. ORA is the independent consumer advocate within the CPUC with a legislative mandate to represent investor-owned utility customers to obtain the lowest possible rate for service consistent with reliable and safe service levels. ORA has a multi-disciplinary staff with expertise in economics, finance, accounting and engineering. Other parties of record will also participate in the CPUC's proceeding to consider this application. For more information about ORA, please call (415) 703-1584, e-mail [ora@cpuc.ca.gov](mailto:ora@cpuc.ca.gov) or visit ORA's website at <http://ora.ca.gov/default.aspx>.

### **Stay Informed**

The CPUC offers a free Subscription Service which is available on the CPUC website at [www.cpuc.ca.gov](http://www.cpuc.ca.gov) which allows you to follow this proceeding. If you would like to learn how you can participate in the proceeding, or if you have informal comments or questions about the CPUC process, you may contact the CPUC's Public Advisor's Office at the address noted below.

Email: [public.advisor@cpuc.ca.gov](mailto:public.advisor@cpuc.ca.gov)  
Write: CPUC Public Advisor's Office  
505 Van Ness Avenue  
San Francisco, CA 94102

Phone: 1-866-849-8390 (toll-free) or 1-415-703-2074  
1-866-836-7825 (toll-free) or TTY 1-415-703-5282

Please reference **Cal Water's Application No. 15-07-XXX** in any communications you have with the CPUC regarding this matter. All public comments will become part of the public correspondence file for this proceeding and made available for review for the assigned Judge, the Commissioners, and appropriate CPUC staff.

**Notification of Application Filed  
by California Water Service Company  
for a Rate Increase  
in its East Los Angeles District  
Application No. 15-07-XXX**

California Water Service (Cal Water) has filed an application with the California Public Utilities Commission (CPUC) to increase rates for providing water service. To justify this increase for the East Los Angeles District in years 2017-2019, Cal Water has presented an estimate of its costs in a formal CPUC proceeding, called a General Rate Case (GRC) application.

**The Application**

The CPUC requires Cal Water to submit GRC applications every three years to ensure that water rates accurately reflect the cost of providing water service. Cal Water requests revenue increases in its East Los Angeles District of \$4,505,021, or 13.5%, for 2017, \$1,312,206, or 3.5%, for 2018 and \$1,311,744, or 3.4%, for 2019. The total revenue increase over the three years would be \$7,128,971 or 21.4%.

Estimated Revenue Increases (by type of service)

<i>Type of Service Provided</i>	<i>2017 \$ Increase</i>	<i>%</i>	<i>2018 \$ Increase</i>	<i>%</i>	<i>2019 \$ Increase</i>	<i>%</i>
Residential Metered Service	1,313,957	11.4	514,060	4.0	447,023	3.4
Nonresidential Metered Service	1,483,910	11.4	583,811	4.0	507,678	3.4

**Typical Customer Impact**

The table below details the increase a typical residential customer would see in his or her bill if Cal Water’s proposed rates for 2017, 2018, and 2019 are approved by the CPUC as requested. The average residential customer bills in the table show a typical residential customer with a 5/8” x 3/4” meter using 9,725 gallons ((13 Ccf) of water per month and a flat-rate service with a lot size between 6,001 and 10,000 square feet. **These numbers do not include surcharges and credits.**

Typical Residential Customer Bill Increase

<i>Residential Customer</i>	<i>Current \$</i>	<i>2017 \$ Increase</i>	<i>%</i>	<i>2018 \$ Increase</i>	<i>%</i>	<i>2019 \$ Increase</i>	<i>%</i>
5/8” x 3/4” meter	63	7	11.5	3	4.1	2	3.4

**Reasons for Increase**

Cal Water has been providing water to California communities for nearly 90 years, and many of the facilities used for water service have reached the end of their useful lives. For the East Los Angeles District, Cal Water’s requested increase reflects the following components:

- -168.8% of the increase is for projected water supply costs
- 146.6% of the increase is for water infrastructure improvements
- 122.1% of the increase is for projected operation and maintenance expenses

In the filing, Cal Water’s proposed rates for 2017-2019 would become effective on January 1, 2017. The rate increases for 2018 and 2019 are derived using the most recent inflation factors provided by the CPUC. The CPUC requires that Cal Water use a simplified, inflation-based, escalation methodology for its proposed rates for those years that are in between GRC test years.

**Obtaining a Copy of the Application**

A copy of Cal Water’s proposed GRC application and related exhibits may be reviewed at Cal Water’s office, located at 2000 South Tubeway, Commerce, CA 90040. An electronic or paper copy of the application and related exhibits will be provided by Cal Water upon written request to California Water Service Company, 1720 North First Street, San

Jose, CA 95112-4598. Copies are also available to review at the CPUC's Central Files Office in San Francisco at 505 Van Ness Avenue, San Francisco, CA 94102, between the hours of 8:00 a.m. and noon daily.

### **The CPUC's Process**

This application will be assigned to an Administrative Law Judge (Judge) who will determine how to receive evidence and other related documents, necessary for the CPUC to establish a record upon which to base its decision. Evidentiary Hearings (EHs) may be held where parties of record will present their testimony and may be subject to cross-examination by other parties. These EHs are open to the public, but only those who are parties of record can participate. After considering all proposals and all evidence presented during the formal hearing process, the assigned Judge will issue a proposed decision determining whether to adopt all or part of Cal Water's request, modify it, or deny it. The CPUC Commissioners may sponsor an alternate decision and the issue will be decided at a scheduled Commission Voting Meeting.

As a party of record, the Office of Ratepayer Advocates (ORA) will review this application. ORA is the independent consumer advocate within the CPUC with a legislative mandate to represent investor-owned utility customers to obtain the lowest possible rate for service consistent with reliable and safe service levels. ORA has a multi-disciplinary staff with expertise in economics, finance, accounting and engineering. Other parties of record will also participate in the CPUC's proceeding to consider this application. For more information about ORA, please call (415) 703-1584, e-mail [ora@cpuc.ca.gov](mailto:ora@cpuc.ca.gov) or visit ORA's website at <http://ora.ca.gov/default.aspx>.

### **Stay Informed**

The CPUC offers a free Subscription Service which is available on the CPUC website at [www.cpuc.ca.gov](http://www.cpuc.ca.gov) which allows you to follow this proceeding. If you would like to learn how you can participate in the proceeding, or if you have informal comments or questions about the CPUC process, you may contact the CPUC's Public Advisor's Office at the address noted below.

Email: [public.advisor@cpuc.ca.gov](mailto:public.advisor@cpuc.ca.gov)  
Write: CPUC Public Advisor's Office  
505 Van Ness Avenue  
San Francisco, CA 94102

Phone: 1-866-849-8390 (toll-free) or 1-415-703-2074  
1-866-836-7825 (toll-free) or TTY 1-415-703-5282

Please reference **Cal Water's Application No. 15-07-XXX** in any communications you have with the CPUC regarding this matter. All public comments will become part of the public correspondence file for this proceeding and made available for review for the assigned Judge, the Commissioners, and appropriate CPUC staff.

**Notification of Application Filed  
by California Water Service Company  
for a Rate Increase  
in its Hermosa-Redondo District  
Application No. 15-07-XXX**

California Water Service (Cal Water) has filed an application with the California Public Utilities Commission (CPUC) to increase rates for providing water service. To justify this increase for the Hermosa-Redondo District in years 2017-2019, Cal Water has presented an estimate of its costs in a formal CPUC proceeding, called a General Rate Case (GRC) application.

**The Application**

The CPUC requires Cal Water to submit GRC applications every three years to ensure that water rates accurately reflect the cost of providing water service. Cal Water requests revenue increases in its Hermosa-Redondo District of \$1,636,063, or 5.6%, for 2017, \$1,903,023, or 6.2%, for 2018 and \$1,902,128, or 5.8%, for 2019. The total revenue increase over the three years would be \$5,441,214 or 18.6%.

Estimated Revenue Increases (by type of service)

<i>Type of Service Provided</i>	<i>2017 \$ Increase</i>	<i>%</i>	<i>2018 \$ Increase</i>	<i>%</i>	<i>2019 \$ Increase</i>	<i>%</i>
Residential Metered Service	1,170,162	10.3	856,228	6.8	782,581	5.8
Nonresidential Metered Service	931,502	10.3	680,581	6.8	622,042	5.8
Reclaimed Metered Service	18,465	10.3	13,485	6.8	12,325	5.8

**Typical Customer Impact**

The table below details the increase a typical residential customer would see in his or her bill if Cal Water’s proposed rates for 2017, 2018, and 2019 are approved by the CPUC as requested. The average residential customer bills in the table show a typical residential customer with a 5/8” x 3/4” meter using 8,229 gallons ((11 Ccf) of water per month and a flat-rate service with a lot size between 6,001 and 10,000 square feet. **These numbers do not include surcharges and credits.**

Typical Residential Customer Bill Increase

<i>Residential Customer</i>	<i>Current \$</i>	<i>2017 \$ Increase</i>	<i>%</i>	<i>2018 \$ Increase</i>	<i>%</i>	<i>2019 \$ Increase</i>	<i>%</i>
5/8” x 3/4” meter	54	6	10.3	4	6.8	4	5.8

**Reasons for Increase**

Cal Water has been providing water to California communities for nearly 90 years, and many of the facilities used for water service have reached the end of their useful lives. For the Hermosa-Redondo District, Cal Water’s requested increase reflects the following components:

- -62.4% of the increase is for projected water supply costs
- 119.9% of the increase is for water infrastructure improvements
- 42.5% of the increase is for projected operation and maintenance expenses

In the filing, Cal Water’s proposed rates for 2017-2019 would become effective on January 1, 2017. The rate increases for 2018 and 2019 are derived using the most recent inflation factors provided by the CPUC. The CPUC requires that Cal Water use a simplified, inflation-based, escalation methodology for its proposed rates for those years that are in between GRC test years.

**Obtaining a Copy of the Application**

A copy of Cal Water’s proposed GRC application and related exhibits may be reviewed at Cal Water’s office, located at 2632 West 237th Street, Torrance, CA 90505. An electronic or paper copy of the application and related exhibits will

be provided by Cal Water upon written request to California Water Service Company, 1720 North First Street, San Jose, CA 95112-4598. Copies are also available to review at the CPUC's Central Files Office in San Francisco at 505 Van Ness Avenue, San Francisco, CA 94102, between the hours of 8:00 a.m. and noon daily.

### **The CPUC's Process**

This application will be assigned to an Administrative Law Judge (Judge) who will determine how to receive evidence and other related documents, necessary for the CPUC to establish a record upon which to base its decision. Evidentiary Hearings (EHs) may be held where parties of record will present their testimony and may be subject to cross-examination by other parties. These EHs are open to the public, but only those who are parties of record can participate. After considering all proposals and all evidence presented during the formal hearing process, the assigned Judge will issue a proposed decision determining whether to adopt all or part of Cal Water's request, modify it, or deny it. The CPUC Commissioners may sponsor an alternate decision and the issue will be decided at a scheduled Commission Voting Meeting.

As a party of record, the Office of Ratepayer Advocates (ORA) will review this application. ORA is the independent consumer advocate within the CPUC with a legislative mandate to represent investor-owned utility customers to obtain the lowest possible rate for service consistent with reliable and safe service levels. ORA has a multi-disciplinary staff with expertise in economics, finance, accounting and engineering. Other parties of record will also participate in the CPUC's proceeding to consider this application. For more information about ORA, please call (415) 703-1584, e-mail [ora@cpuc.ca.gov](mailto:ora@cpuc.ca.gov) or visit ORA's website at <http://ora.ca.gov/default.aspx>.

### **Stay Informed**

The CPUC offers a free Subscription Service which is available on the CPUC website at [www.cpuc.ca.gov](http://www.cpuc.ca.gov) which allows you to follow this proceeding. If you would like to learn how you can participate in the proceeding, or if you have informal comments or questions about the CPUC process, you may contact the CPUC's Public Advisor's Office at the address noted below.

Email: [public.advisor@cpuc.ca.gov](mailto:public.advisor@cpuc.ca.gov)  
Write: CPUC Public Advisor's Office  
505 Van Ness Avenue  
San Francisco, CA 94102

Phone: 1-866-849-8390 (toll-free) or 1-415-703-2074  
1-866-836-7825 (toll-free) or TTY 1-415-703-5282

Please reference **Cal Water's Application No. 15-07-XXX** in any communications you have with the CPUC regarding this matter. All public comments will become part of the public correspondence file for this proceeding and made available for review for the assigned Judge, the Commissioners, and appropriate CPUC staff.

Para más información sobre este aviso por favor llame al número (925) 447-4900

**Notification of Application Filed  
by California Water Service Company  
for a Rate Increase  
in its Livermore District  
Application No. 15-07-XXX**

California Water Service (Cal Water) has filed an application with the California Public Utilities Commission (CPUC) to increase rates for providing water service. To justify this increase for the Livermore District in years 2017-2019, Cal Water has presented an estimate of its costs in a formal CPUC proceeding, called a General Rate Case (GRC) application.

**The Application**

The CPUC requires Cal Water to submit GRC applications every three years to ensure that water rates accurately reflect the cost of providing water service. Cal Water requests revenue increases in its Livermore District of \$2,364,079, or 11.7%, for 2017, \$539,046, or 2.4%, for 2018 and \$538,225, or 2.3%, for 2019. The total revenue increase over the three years would be \$3,441,350 or 17.1%.

Estimated Revenue Increases (by type of service)

<i>Type of Service Provided</i>	<i>2017 \$ Increase</i>	<i>%</i>	<i>2018 \$ Increase</i>	<i>%</i>	<i>2019 \$ Increase</i>	<i>%</i>
Residential Metered Service	588,399	5.5	284,832	2.5	271,777	2.3
Nonresidential Metered Service	248,341	5.5	120,217	2.5	114,707	2.3

**Typical Customer Impact**

The table below details the increase a typical residential customer would see in his or her bill if Cal Water's proposed rates for 2017, 2018, and 2019 are approved by the CPUC as requested. The average residential customer bills in the table show a typical residential customer with a 5/8" x 3/4" meter using 11,969 gallons ((16 Ccf) of water per month and a flat-rate service with a lot size between 6,001 and 10,000 square feet. **These numbers do not include surcharges and credits.**

Typical Residential Customer Bill Increase

<i>Residential Customer</i>	<i>Current \$</i>	<i>2017 \$ Increase</i>	<i>%</i>	<i>2018 \$ Increase</i>	<i>%</i>	<i>2019 \$ Increase</i>	<i>%</i>
5/8" x 3/4" meter	68	4	5.4	2	2.5	2	2.3

**Reasons for Increase**

Cal Water has been providing water to California communities for nearly 90 years, and many of the facilities used for water service have reached the end of their useful lives. For the Livermore District, Cal Water's requested increase reflects the following components:

- 33.6% of the increase is for projected water supply costs
- 44.8% of the increase is for water infrastructure improvements
- 21.6% of the increase is for projected operation and maintenance expenses

In the filing, Cal Water's proposed rates for 2017-2019 would become effective on January 1, 2017. The rate increases for 2018 and 2019 are derived using the most recent inflation factors provided by the CPUC. The CPUC requires that Cal Water use a simplified, inflation-based, escalation methodology for its proposed rates for those years that are in between GRC test years.

**Obtaining a Copy of the Application**

A copy of Cal Water's proposed GRC application and related exhibits may be reviewed at Cal Water's office, located at 195 South N Street, Livermore, CA 94550. An electronic or paper copy of the application and related exhibits will be

provided by Cal Water upon written request to California Water Service Company, 1720 North First Street, San Jose, CA 95112-4598. Copies are also available to review at the CPUC's Central Files Office in San Francisco at 505 Van Ness Avenue, San Francisco, CA 94102, between the hours of 8:00 a.m. and noon daily.

### **The CPUC's Process**

This application will be assigned to an Administrative Law Judge (Judge) who will determine how to receive evidence and other related documents, necessary for the CPUC to establish a record upon which to base its decision. Evidentiary Hearings (EHs) may be held where parties of record will present their testimony and may be subject to cross-examination by other parties. These EHs are open to the public, but only those who are parties of record can participate. After considering all proposals and all evidence presented during the formal hearing process, the assigned Judge will issue a proposed decision determining whether to adopt all or part of Cal Water's request, modify it, or deny it. The CPUC Commissioners may sponsor an alternate decision and the issue will be decided at a scheduled Commission Voting Meeting.

As a party of record, the Office of Ratepayer Advocates (ORA) will review this application. ORA is the independent consumer advocate within the CPUC with a legislative mandate to represent investor-owned utility customers to obtain the lowest possible rate for service consistent with reliable and safe service levels. ORA has a multi-disciplinary staff with expertise in economics, finance, accounting and engineering. Other parties of record will also participate in the CPUC's proceeding to consider this application. For more information about ORA, please call (415) 703-1584, e-mail [ora@cpuc.ca.gov](mailto:ora@cpuc.ca.gov) or visit ORA's website at <http://ora.ca.gov/default.aspx>.

### **Stay Informed**

The CPUC offers a free Subscription Service which is available on the CPUC website at [www.cpuc.ca.gov](http://www.cpuc.ca.gov) which allows you to follow this proceeding. If you would like to learn how you can participate in the proceeding, or if you have informal comments or questions about the CPUC process, you may contact the CPUC's Public Advisor's Office at the address noted below.

Email: [public.advisor@cpuc.ca.gov](mailto:public.advisor@cpuc.ca.gov)  
Write: CPUC Public Advisor's Office  
505 Van Ness Avenue  
San Francisco, CA 94102

Phone: 1-866-849-8390 (toll-free) or 1-415-703-2074  
1-866-836-7825 (toll-free) or TTY 1-415-703-5282

Please reference **Cal Water's Application No. 15-07-XXX** in any communications you have with the CPUC regarding this matter. All public comments will become part of the public correspondence file for this proceeding and made available for review for the assigned Judge, the Commissioners, and appropriate CPUC staff.



**Notification of Application Filed  
by California Water Service Company  
for a Rate Increase  
in its Los Altos District  
Application No. 15-07-XXX**

California Water Service (Cal Water) has filed an application with the California Public Utilities Commission (CPUC) to increase rates for providing water service. To justify this increase for the Los Altos District in years 2017-2019, Cal Water has presented an estimate of its costs in a formal CPUC proceeding, called a General Rate Case (GRC) application.

**The Application**

The CPUC requires Cal Water to submit GRC applications every three years to ensure that water rates accurately reflect the cost of providing water service. Cal Water requests revenue increases in its Los Altos District of \$7,421,282, or 28.3%, for 2017, \$754,463, or 2.2%, for 2018 and \$592,457, or 1.7%, for 2019. The total revenue increase over the three years would be \$8,768,201 or 33.5%.

Estimated Revenue Increases (by type of service)

<i>Type of Service Provided</i>	<i>2017 \$ Increase</i>	<i>%</i>	<i>2018 \$ Increase</i>	<i>%</i>	<i>2019 \$ Increase</i>	<i>%</i>
Residential Metered Service	1,436,134	8.2	485,395	2.6	335,548	1.7
Nonresidential Metered Service	542,181	8.2	183,793	2.6	127,054	1.7

**Typical Customer Impact**

The table below details the increase a typical residential customer would see in his or her bill if Cal Water’s proposed rates for 2017, 2018, and 2019 are approved by the CPUC as requested. The average residential customer bills in the table show a typical residential customer with a 5/8” x 3/4” meter using 15,709 gallons ((21 Ccf) of water per month and a **flat-rate** service with a lot size between 6,001 and 10,000 square feet. **These numbers do not include surcharges and credits.**

Typical Residential Customer Bill Increase

<i>Residential Customer</i>	<i>Current \$</i>	<i>2017 \$ Increase</i>	<i>%</i>	<i>2018 \$ Increase</i>	<i>%</i>	<i>2019 \$ Increase</i>	<i>%</i>
5/8” x 3/4” meter	97	8	8.3	3	2.6	2	1.7

**Reasons for Increase**

Cal Water has been providing water to California communities for nearly 90 years, and many of the facilities used for water service have reached the end of their useful lives. For the Los Altos District, Cal Water’s requested increase reflects the following components:

- 55.3% of the increase is for projected water supply costs
- 31.1% of the increase is for water infrastructure improvements
- 20.4% of the increase is for projected operation and maintenance expenses

In the filing, Cal Water’s proposed rates for 2017-2019 would become effective on January 1, 2017. The rate increases for 2018 and 2019 are derived using the most recent inflation factors provided by the CPUC. The CPUC requires that Cal Water use a simplified, inflation-based, escalation methodology for its proposed rates for those years that are in between GRC test years.

**Obtaining a Copy of the Application**

A copy of Cal Water’s proposed GRC application and related exhibits may be reviewed at Cal Water’s office, located at 949 B Street, Los Altos, CA 94024. An electronic or paper copy of the application and related exhibits will be provided by Cal Water upon written request to California Water Service Company, 1720 North First Street, San Jose,

CA 95112-4598. Copies are also available to review at the CPUC's Central Files Office in San Francisco at 505 Van Ness Avenue, San Francisco, CA 94102, between the hours of 8:00 a.m. and noon daily.

### **The CPUC's Process**

This application will be assigned to an Administrative Law Judge (Judge) who will determine how to receive evidence and other related documents, necessary for the CPUC to establish a record upon which to base its decision. Evidentiary Hearings (EHs) may be held where parties of record will present their testimony and may be subject to cross-examination by other parties. These EHs are open to the public, but only those who are parties of record can participate. After considering all proposals and all evidence presented during the formal hearing process, the assigned Judge will issue a proposed decision determining whether to adopt all or part of Cal Water's request, modify it, or deny it. The CPUC Commissioners may sponsor an alternate decision and the issue will be decided at a scheduled Commission Voting Meeting.

As a party of record, the Office of Ratepayer Advocates (ORA) will review this application. ORA is the independent consumer advocate within the CPUC with a legislative mandate to represent investor-owned utility customers to obtain the lowest possible rate for service consistent with reliable and safe service levels. ORA has a multi-disciplinary staff with expertise in economics, finance, accounting and engineering. Other parties of record will also participate in the CPUC's proceeding to consider this application. For more information about ORA, please call (415) 703-1584, e-mail [ora@cpuc.ca.gov](mailto:ora@cpuc.ca.gov) or visit ORA's website at <http://ora.ca.gov/default.aspx>.

### **Stay Informed**

The CPUC offers a free Subscription Service which is available on the CPUC website at [www.cpuc.ca.gov](http://www.cpuc.ca.gov) which allows you to follow this proceeding. If you would like to learn how you can participate in the proceeding, or if you have informal comments or questions about the CPUC process, you may contact the CPUC's Public Advisor's Office at the address noted below.

Email: [public.advisor@cpuc.ca.gov](mailto:public.advisor@cpuc.ca.gov)  
Write: CPUC Public Advisor's Office  
505 Van Ness Avenue  
San Francisco, CA 94102

Phone: 1-866-849-8390 (toll-free) or 1-415-703-2074  
1-866-836-7825 (toll-free) or TTY 1-415-703-5282

Please reference **Cal Water's Application No. 15-07-XXX** in any communications you have with the CPUC regarding this matter. All public comments will become part of the public correspondence file for this proceeding and made available for review for the assigned Judge, the Commissioners, and appropriate CPUC staff.

**Notification of Application Filed  
by California Water Service Company  
for a Rate Increase  
in its Selma District  
Application No. 15-07-XXX**

California Water Service (Cal Water) has filed an application with the California Public Utilities Commission (CPUC) to increase rates for providing water service. To justify this increase for the Selma District in years 2017-2019, Cal Water has presented an estimate of its costs in a formal CPUC proceeding, called a General Rate Case (GRC) application.

**The Application**

The CPUC requires Cal Water to submit GRC applications every three years to ensure that water rates accurately reflect the cost of providing water service. Cal Water requests revenue increases in its Selma District of \$1,243,429, or 24.6%, for 2017, \$140,797, or 2.2%, for 2018 and \$138,403, or 2.2%, for 2019. The total revenue increase over the three years would be \$1,522,629 or 30.1%.

Estimated Revenue Increases (by type of service)

<i>Type of Service Provided</i>	<i>2017 \$ Increase</i>	<i>%</i>	<i>2018 \$ Increase</i>	<i>%</i>	<i>2019 \$ Increase</i>	<i>%</i>
Residential Metered Service	716,194	34.5	68,377	2.4	61,798	2.2
Nonresidential Metered Service	287,888	34.5	27,457	2.4	24,816	2.2

**Typical Customer Impact**

The table below details the increase a typical residential customer would see in his or her bill if Cal Water’s proposed rates for 2017, 2018, and 2019 are approved by the CPUC as requested. The average residential customer bills in the table show a typical residential customer with a 5/8” x 3/4” meter using 16,457 gallons ((22 Ccf) of water per month and a flat-rate service with a lot size between 6,001 and 10,000 square feet. **These numbers do not include surcharges and credits.**

Typical Residential Customer Bill Increase

<i>Residential Customer</i>	<i>Current \$</i>	<i>2017 \$ Increase</i>	<i>%</i>	<i>2018 \$ Increase</i>	<i>%</i>	<i>2019 \$ Increase</i>	<i>%</i>
5/8” x 3/4” meter	50	17	34.6	2	2.4	1	2.2

**Reasons for Increase**

Cal Water has been providing water to California communities for nearly 90 years, and many of the facilities used for water service have reached the end of their useful lives. For the Selma District, Cal Water’s requested increase reflects the following components:

- 1.7% of the increase is for projected water supply costs
- 88.1% of the increase is for water infrastructure improvements
- 30.4% of the increase is for projected operation and maintenance expenses

In the filing, Cal Water’s proposed rates for 2017-2019 would become effective on January 1, 2017. The rate increases for 2018 and 2019 are derived using the most recent inflation factors provided by the CPUC. The CPUC requires that Cal Water use a simplified, inflation-based, escalation methodology for its proposed rates for those years that are in between GRC test years.

**Obtaining a Copy of the Application**

A copy of Cal Water’s proposed GRC application and related exhibits may be reviewed at Cal Water’s office, located at 2042 Second Street, Selma, CA 93662. An electronic or paper copy of the application and related exhibits will be

provided by Cal Water upon written request to California Water Service Company, 1720 North First Street, San Jose, CA 95112-4598. Copies are also available to review at the CPUC's Central Files Office in San Francisco at 505 Van Ness Avenue, San Francisco, CA 94102, between the hours of 8:00 a.m. and noon daily.

### **The CPUC's Process**

This application will be assigned to an Administrative Law Judge (Judge) who will determine how to receive evidence and other related documents, necessary for the CPUC to establish a record upon which to base its decision. Evidentiary Hearings (EHs) may be held where parties of record will present their testimony and may be subject to cross-examination by other parties. These EHs are open to the public, but only those who are parties of record can participate. After considering all proposals and all evidence presented during the formal hearing process, the assigned Judge will issue a proposed decision determining whether to adopt all or part of Cal Water's request, modify it, or deny it. The CPUC Commissioners may sponsor an alternate decision and the issue will be decided at a scheduled Commission Voting Meeting.

As a party of record, the Office of Ratepayer Advocates (ORA) will review this application. ORA is the independent consumer advocate within the CPUC with a legislative mandate to represent investor-owned utility customers to obtain the lowest possible rate for service consistent with reliable and safe service levels. ORA has a multi-disciplinary staff with expertise in economics, finance, accounting and engineering. Other parties of record will also participate in the CPUC's proceeding to consider this application. For more information about ORA, please call (415) 703-1584, e-mail [ora@cpuc.ca.gov](mailto:ora@cpuc.ca.gov) or visit ORA's website at <http://ora.ca.gov/default.aspx>.

### **Stay Informed**

The CPUC offers a free Subscription Service which is available on the CPUC website at [www.cpuc.ca.gov](http://www.cpuc.ca.gov) which allows you to follow this proceeding. If you would like to learn how you can participate in the proceeding, or if you have informal comments or questions about the CPUC process, you may contact the CPUC's Public Advisor's Office at the address noted below.

Email: [public.advisor@cpuc.ca.gov](mailto:public.advisor@cpuc.ca.gov)  
Write: CPUC Public Advisor's Office  
505 Van Ness Avenue  
San Francisco, CA 94102

Phone: 1-866-849-8390 (toll-free) or 1-415-703-2074  
1-866-836-7825 (toll-free) or TTY 1-415-703-5282

Please reference **Cal Water's Application No. 15-07-XXX** in any communications you have with the CPUC regarding this matter. All public comments will become part of the public correspondence file for this proceeding and made available for review for the assigned Judge, the Commissioners, and appropriate CPUC staff.

**Notification of Application Filed  
by California Water Service Company  
for a Rate Increase  
in its Stockton District  
Application No. 15-07-XXX**

California Water Service (Cal Water) has filed an application with the California Public Utilities Commission (CPUC) to increase rates for providing water service. To justify this increase for the Stockton District in years 2017-2019, Cal Water has presented an estimate of its costs in a formal CPUC proceeding, called a General Rate Case (GRC) application.

**The Application**

The CPUC requires Cal Water to submit GRC applications every three years to ensure that water rates accurately reflect the cost of providing water service. Cal Water requests revenue increases in its Stockton District of \$8,857,113, or 24.3%, for 2017, \$3,186,977, or 7.0%, for 2018 and \$3,175,797, or 6.5%, for 2019. The total revenue increase over the three years would be \$15,219,888 or 41.7%.

Estimated Revenue Increases (by type of service)

<i>Type of Service Provided</i>	<i>2017 \$ Increase</i>	<i>%</i>	<i>2018 \$ Increase</i>	<i>%</i>	<i>2019 \$ Increase</i>	<i>%</i>
Residential Metered Service	2,566,781	18.9	1,178,273	7.2	1,141,519	6.5
Nonresidential Metered Service	2,413,358	18.9	1,105,854	7.2	1,071,358	6.5

**Typical Customer Impact**

The table below details the increase a typical residential customer would see in his or her bill if Cal Water's proposed rates for 2017, 2018, and 2019 are approved by the CPUC as requested. The average residential customer bills in the table show a typical residential customer with a 5/8" x 3/4" meter using 8,977 gallons ((12 Ccf) of water per month and a flat-rate service with a lot size between 6,001 and 10,000 square feet. **These numbers do not include surcharges and credits.**

Typical Residential Customer Bill Increase

<i>Residential Customer</i>	<i>Current \$</i>	<i>2017 \$ Increase</i>	<i>%</i>	<i>2018 \$ Increase</i>	<i>%</i>	<i>2019 \$ Increase</i>	<i>%</i>
5/8" x 3/4" meter	43	8	18.8	4	7.2	4	6.5

**Reasons for Increase**

Cal Water has been providing water to California communities for nearly 90 years, and many of the facilities used for water service have reached the end of their useful lives. For the Stockton District, Cal Water's requested increase reflects the following components:

- 20.7% of the increase is for projected water supply costs
- 61.1% of the increase is for water infrastructure improvements
- 18.2% of the increase is for projected operation and maintenance expenses

In the filing, Cal Water's proposed rates for 2017-2019 would become effective on January 1, 2017. The rate increases for 2018 and 2019 are derived using the most recent inflation factors provided by the CPUC. The CPUC requires that Cal Water use a simplified, inflation-based, escalation methodology for its proposed rates for those years that are in between GRC test years.

**Obtaining a Copy of the Application**

A copy of Cal Water's proposed GRC application and related exhibits may be reviewed at Cal Water's office, located at 1505 East Sonora Street, Stockton, CA 95205. An electronic or paper copy of the application and related exhibits will

be provided by Cal Water upon written request to California Water Service Company, 1720 North First Street, San Jose, CA 95112-4598. Copies are also available to review at the CPUC's Central Files Office in San Francisco at 505 Van Ness Avenue, San Francisco, CA 94102, between the hours of 8:00 a.m. and noon daily.

### **The CPUC's Process**

This application will be assigned to an Administrative Law Judge (Judge) who will determine how to receive evidence and other related documents, necessary for the CPUC to establish a record upon which to base its decision. Evidentiary Hearings (EHs) may be held where parties of record will present their testimony and may be subject to cross-examination by other parties. These EHs are open to the public, but only those who are parties of record can participate. After considering all proposals and all evidence presented during the formal hearing process, the assigned Judge will issue a proposed decision determining whether to adopt all or part of Cal Water's request, modify it, or deny it. The CPUC Commissioners may sponsor an alternate decision and the issue will be decided at a scheduled Commission Voting Meeting.

As a party of record, the Office of Ratepayer Advocates (ORA) will review this application. ORA is the independent consumer advocate within the CPUC with a legislative mandate to represent investor-owned utility customers to obtain the lowest possible rate for service consistent with reliable and safe service levels. ORA has a multi-disciplinary staff with expertise in economics, finance, accounting and engineering. Other parties of record will also participate in the CPUC's proceeding to consider this application. For more information about ORA, please call (415) 703-1584, e-mail [ora@cpuc.ca.gov](mailto:ora@cpuc.ca.gov) or visit ORA's website at <http://ora.ca.gov/default.aspx>.

### **Stay Informed**

The CPUC offers a free Subscription Service which is available on the CPUC website at [www.cpuc.ca.gov](http://www.cpuc.ca.gov) which allows you to follow this proceeding. If you would like to learn how you can participate in the proceeding, or if you have informal comments or questions about the CPUC process, you may contact the CPUC's Public Advisor's Office at the address noted below.

Email: [public.advisor@cpuc.ca.gov](mailto:public.advisor@cpuc.ca.gov)  
Write: CPUC Public Advisor's Office  
505 Van Ness Avenue  
San Francisco, CA 94102

Phone: 1-866-849-8390 (toll-free) or 1-415-703-2074  
1-866-836-7825 (toll-free) or TTY 1-415-703-5282

Please reference **Cal Water's Application No. 15-07-XXX** in any communications you have with the CPUC regarding this matter. All public comments will become part of the public correspondence file for this proceeding and made available for review for the assigned Judge, the Commissioners, and appropriate CPUC staff.

**Notification of Application Filed  
by California Water Service Company  
for a Rate Increase  
in its Visalia District  
Application No. 15-07-XXX**

California Water Service (Cal Water) has filed an application with the California Public Utilities Commission (CPUC) to increase rates for providing water service. To justify this increase for the Visalia District in years 2017-2019, Cal Water has presented an estimate of its costs in a formal CPUC proceeding, called a General Rate Case (GRC) application.

**The Application**

The CPUC requires Cal Water to submit GRC applications every three years to ensure that water rates accurately reflect the cost of providing water service. Cal Water requests revenue increases in its Visalia District of \$7,218,599, or 26.9%, for 2017, \$543,747, or 1.6%, for 2018 and \$159,683, or 0.5%, for 2019. The total revenue increase over the three years would be \$7,922,029 or 29.5%.

Estimated Revenue Increases (by type of service)

<i>Type of Service Provided</i>	<i>2017 \$ Increase</i>	<i>%</i>	<i>2018 \$ Increase</i>	<i>%</i>	<i>2019 \$ Increase</i>	<i>%</i>
Residential Metered Service	1,784,497	14.2	292,325	2.0	68,722	0.5
Nonresidential Metered Service	1,154,990	14.2	187,387	2.0	44,053	0.5

**Typical Customer Impact**

The table below details the increase a typical residential customer would see in his or her bill if Cal Water's proposed rates for 2017, 2018, and 2019 are approved by the CPUC as requested. The average residential customer bills in the table show a typical residential customer with a 5/8" x 3/4" meter using 14,213 gallons ((19 Ccf) of water per month and a flat-rate service with a lot size between 6,001 and 10,000 square feet. **These numbers do not include surcharges and credits.**

Typical Residential Customer Bill Increase

<i>Residential Customer</i>	<i>Current \$</i>	<i>2017 \$ Increase</i>	<i>%</i>	<i>2018 \$ Increase</i>	<i>%</i>	<i>2019 \$ Increase</i>	<i>%</i>
5/8" x 3/4" meter	35	5	14.4	1	2.0		0.0

**Reasons for Increase**

Cal Water has been providing water to California communities for nearly 90 years, and many of the facilities used for water service have reached the end of their useful lives. For the Visalia District, Cal Water's requested increase reflects the following components:

- 8.8% of the increase is for projected water supply costs
- 57.9% of the increase is for water infrastructure improvements
- 33.3% of the increase is for projected operation and maintenance expenses

In the filing, Cal Water's proposed rates for 2017-2019 would become effective on January 1, 2017. The rate increases for 2018 and 2019 are derived using the most recent inflation factors provided by the CPUC. The CPUC requires that Cal Water use a simplified, inflation-based, escalation methodology for its proposed rates for those years that are in between GRC test years.

**Obtaining a Copy of the Application**

A copy of Cal Water's proposed GRC application and related exhibits may be reviewed at Cal Water's office, located at 216 North Valley Oaks Drive, Visalia, CA 93292. An electronic or paper copy of the application and related exhibits

will be provided by Cal Water upon written request to California Water Service Company, 1720 North First Street, San Jose, CA 95112-4598. Copies are also available to review at the CPUC's Central Files Office in San Francisco at 505 Van Ness Avenue, San Francisco, CA 94102, between the hours of 8:00 a.m. and noon daily.

### **The CPUC's Process**

This application will be assigned to an Administrative Law Judge (Judge) who will determine how to receive evidence and other related documents, necessary for the CPUC to establish a record upon which to base its decision. Evidentiary Hearings (EHs) may be held where parties of record will present their testimony and may be subject to cross-examination by other parties. These EHs are open to the public, but only those who are parties of record can participate. After considering all proposals and all evidence presented during the formal hearing process, the assigned Judge will issue a proposed decision determining whether to adopt all or part of Cal Water's request, modify it, or deny it. The CPUC Commissioners may sponsor an alternate decision and the issue will be decided at a scheduled Commission Voting Meeting.

As a party of record, the Office of Ratepayer Advocates (ORA) will review this application. ORA is the independent consumer advocate within the CPUC with a legislative mandate to represent investor-owned utility customers to obtain the lowest possible rate for service consistent with reliable and safe service levels. ORA has a multi-disciplinary staff with expertise in economics, finance, accounting and engineering. Other parties of record will also participate in the CPUC's proceeding to consider this application. For more information about ORA, please call (415) 703-1584, e-mail [ora@cpuc.ca.gov](mailto:ora@cpuc.ca.gov) or visit ORA's website at <http://ora.ca.gov/default.aspx>.

### **Stay Informed**

The CPUC offers a free Subscription Service which is available on the CPUC website at [www.cpuc.ca.gov](http://www.cpuc.ca.gov) which allows you to follow this proceeding. If you would like to learn how you can participate in the proceeding, or if you have informal comments or questions about the CPUC process, you may contact the CPUC's Public Advisor's Office at the address noted below.

Email: [public.advisor@cpuc.ca.gov](mailto:public.advisor@cpuc.ca.gov)  
Write: CPUC Public Advisor's Office  
505 Van Ness Avenue  
San Francisco, CA 94102

Phone: 1-866-849-8390 (toll-free) or 1-415-703-2074  
1-866-836-7825 (toll-free) or TTY 1-415-703-5282

Please reference **Cal Water's Application No. 15-07-XXX** in any communications you have with the CPUC regarding this matter. All public comments will become part of the public correspondence file for this proceeding and made available for review for the assigned Judge, the Commissioners, and appropriate CPUC staff.



**Notification of Application Filed  
by California Water Service Company  
for a Rate Increase  
in its Westlake District  
Application No. 15-07-XXX**

California Water Service (Cal Water) has filed an application with the California Public Utilities Commission (CPUC) to increase rates for providing water service. To justify this increase for the Westlake District in years 2017-2019, Cal Water has presented an estimate of its costs in a formal CPUC proceeding, called a General Rate Case (GRC) application.

**The Application**

The CPUC requires Cal Water to submit GRC applications every three years to ensure that water rates accurately reflect the cost of providing water service. Cal Water requests revenue increases in its Westlake District of \$1,585,744, or 9.1%, for 2017, \$161,941, or 0.8%, for 2018 and \$162,141, or 0.8%, for 2019. The total revenue increase over the three years would be \$1,909,826 or 10.9%.

Estimated Revenue Increases (by type of service)

<i>Type of Service Provided</i>	<i>2017 \$ Increase</i>	<i>%</i>	<i>2018 \$ Increase</i>	<i>%</i>	<i>2019 \$ Increase</i>	<i>%</i>
Residential Metered Service	666,428	7.2	67,210	0.7	83,917	0.8
Nonresidential Metered Service	250,530	7.2	25,254	0.7	31,532	0.8
Reclaimed Metered Service	51,335	7.2	5,175	0.7	6,461	0.8

**Typical Customer Impact**

The table below details the increase a typical residential customer would see in his or her bill if Cal Water's proposed rates for 2017, 2018, and 2019 are approved by the CPUC as requested. The average residential customer bills in the table show a typical residential customer with a 5/8" x 3/4" meter using 21,694 gallons ((29 Ccf) of water per month and a flat-rate service with a lot size between 6,001 and 10,000 square feet. **These numbers do not include surcharges and credits.**

Typical Residential Customer Bill Increase

<i>Residential Customer</i>	<i>Current \$</i>	<i>2017 \$ Increase</i>	<i>%</i>	<i>2018 \$ Increase</i>	<i>%</i>	<i>2019 \$ Increase</i>	<i>%</i>
5/8" x 3/4" meter	145	11	7.8	1	0.8	1	0.8

**Reasons for Increase**

Cal Water has been providing water to California communities for nearly 90 years, and many of the facilities used for water service have reached the end of their useful lives. For the Westlake District, Cal Water's requested increase reflects the following components:

- 22.3% of the increase is for projected water supply costs
- 55.9% of the increase is for water infrastructure improvements
- 21.7% of the increase is for projected operation and maintenance expenses

In the filing, Cal Water's proposed rates for 2017-2019 would become effective on January 1, 2017. The rate increases for 2018 and 2019 are derived using the most recent inflation factors provided by the CPUC. The CPUC requires that Cal Water use a simplified, inflation-based, escalation methodology for its proposed rates for those years that are in between GRC test years.

**Obtaining a Copy of the Application**

A copy of Cal Water's proposed GRC application and related exhibits may be reviewed at Cal Water's office, located at 2524 Townsgate Road, Suite A, Thousand Oaks, CA 91361. An electronic or paper copy of the application and related exhibits will be provided by Cal Water upon written request to California Water Service Company, 1720 North First

Street, San Jose, CA 95112-4598. Copies are also available to review at the CPUC's Central Files Office in San Francisco at 505 Van Ness Avenue, San Francisco, CA 94102, between the hours of 8:00 a.m. and noon daily.

### **The CPUC's Process**

This application will be assigned to an Administrative Law Judge (Judge) who will determine how to receive evidence and other related documents, necessary for the CPUC to establish a record upon which to base its decision. Evidentiary Hearings (EHs) may be held where parties of record will present their testimony and may be subject to cross-examination by other parties. These EHs are open to the public, but only those who are parties of record can participate. After considering all proposals and all evidence presented during the formal hearing process, the assigned Judge will issue a proposed decision determining whether to adopt all or part of Cal Water's request, modify it, or deny it. The CPUC Commissioners may sponsor an alternate decision and the issue will be decided at a scheduled Commission Voting Meeting.

As a party of record, the Office of Ratepayer Advocates (ORA) will review this application. ORA is the independent consumer advocate within the CPUC with a legislative mandate to represent investor-owned utility customers to obtain the lowest possible rate for service consistent with reliable and safe service levels. ORA has a multi-disciplinary staff with expertise in economics, finance, accounting and engineering. Other parties of record will also participate in the CPUC's proceeding to consider this application. For more information about ORA, please call (415) 703-1584, e-mail [ora@cpuc.ca.gov](mailto:ora@cpuc.ca.gov) or visit ORA's website at <http://ora.ca.gov/default.aspx>.

### **Stay Informed**

The CPUC offers a free Subscription Service which is available on the CPUC website at [www.cpuc.ca.gov](http://www.cpuc.ca.gov) which allows you to follow this proceeding. If you would like to learn how you can participate in the proceeding, or if you have informal comments or questions about the CPUC process, you may contact the CPUC's Public Advisor's Office at the address noted below.

Email: [public.advisor@cpuc.ca.gov](mailto:public.advisor@cpuc.ca.gov)  
Write: CPUC Public Advisor's Office  
505 Van Ness Avenue  
San Francisco, CA 94102

Phone: 1-866-849-8390 (toll-free) or 1-415-703-2074  
1-866-836-7825 (toll-free) or TTY 1-415-703-5282

Please reference **Cal Water's Application No. 15-07-XXX** in any communications you have with the CPUC regarding this matter. All public comments will become part of the public correspondence file for this proceeding and made available for review for the assigned Judge, the Commissioners, and appropriate CPUC staff.

# ATTACHMENT E

*This page intentionally left blank.*

Schedule No. AV-FM-1

Antelope Valley Tariff Area

(Fremont Valley and Lake Hughes Service Areas)

GENERAL METERED SERVICE

This tariff has been filed with the California Public Utilities Commission and is effective 7/1/15, subject to refund until final Commission approval.

APPLICABILITY

Applicable to all metered water service.

TERRITORY

The community of Fremont Valley, Kern County and Lake Hughes and vicinity, Los Angeles County.

RATES

Quantity Rates:

For all use, per 100 cubic feet.....	\$6.7133	( I )
--------------------------------------	----------	-------

Service Charge:

	Per Meter Per Month	
For ..... 5/8 x 3/4 - inch meter	\$50.48	( I )
For ..... 3/4 - inch meter	\$75.72	
For ..... Fire Sprinkler with 1 - inch meter	\$51.99	
For ..... 1 - inch meter	\$126.20	
For ..... 1-1/2 - inch meter	\$252.40	
For ..... 2 - inch meter	\$403.84	
For ..... 3 - inch meter	\$757.20	
For ..... 4 - inch meter	\$1,262.00	
For ..... 6 - inch meter	\$2,523.99	
For ..... 8 - inch meter	\$4,038.39	
For ..... 10 - inch meter	\$5,805.18	
For ..... 12 - inch meter	\$8,329.17	
For ..... 14 - inch meter	\$11,357.96	( I )

The service charge is a readiness-to-serve charge which is applicable to all metered service and to which is added the charge for water used computed at the quantity rate.

SPECIAL CONDITIONS

1. Qualifying low-income individually metered residential customers are eligible for credits as shown on Schedule LIRA.
2. All bills are subject to the following tariff schedules: **Schedule UF** (CPUC reimbursement fee) and applicable surcharges and surcredits on **Schedule RSF** (Rate Support Fund), **Schedule LIRA** (Low-Income Ratepayer Assistance), and **Schedule AS** (Additional Surcharges and Surcredits).
3. Fire sprinkler rates: A single-family residence with a meter size that has a "fire sprinkler" rate (listed above) is eligible for that rate if: (a) the customer is paying for service where a residential fire sprinkler system is required/requested to be installed by local fire or building codes; (b) a smaller meter would be large enough to provide adequate service in the absence of the additional demand needed to supply water to the system; (c) the sprinkler system is served through the meter providing residential water service; and (d) the customer requests the "fire sprinkler" rate. The Company may seek verification that the above criteria are met. This service will be considered a general metered service, and not a fire service, so the rules and conditions for general metered service shall apply.

(D)

(To be inserted by utility)  
 Advice Letter No. 2174  
 Decision No. \_\_\_\_\_

Issued by  
**PAUL G. TOWNSLEY**  
NAME  
Vice President  
TITLE

(To be inserted by Cal. P.U.C.)  
 Date Filed \_\_\_\_\_  
 Effective \_\_\_\_\_  
 Resolution No. \_\_\_\_\_

Schedule No. AV-LAN-1-NR

Antelope Valley Tariff Area

(Lancaster Service Area)

NONRESIDENTIAL METERED SERVICE

This tariff has been filed with the California Public Utilities Commission and is effective 7/1/15, subject to refund until final Commission approval.

APPLICABILITY

Applicable to all metered water service except that provided to single-family residential customers

TERRITORY

A portion of the community of Lancaster and vicinity, Los Angeles County

RATES

Quantity Rates:

For all meter sizes, per 100 cubic feet..... \$3.7109 (I)

Service Charge:

		Per Meter Per Month	
For .....	5/8 x 3/4 - inch meter	\$46.32	(I)
For .....	3/4 - inch meter	\$69.48	
For .....	1 - inch meter	\$115.80	
For .....	1-1/2 - inch meter	\$231.60	
For .....	2 - inch meter	\$370.56	
For .....	3 - inch meter	\$694.80	
For .....	4 - inch meter	\$1,158.00	
For .....	6 - inch meter	\$2,316.01	
For .....	8 - inch meter	\$3,705.61	
For .....	10 - inch meter	\$5,326.82	
For .....	12 - inch meter	\$7,642.82	
For .....	14 - inch meter	\$10,422.03	(I)

The service charge is a readiness-to-serve charge which is applicable to all metered service and to which is added the charge for water used computed at the quantity rate.

SPECIAL CONDITIONS

1. Qualifying non-profit group living facilities, agricultural employee housing facilities, and migrant farm worker housing centers are eligible for credits as shown on Schedule LIRA
2. All bills are subject to the following tariff schedules: **Schedule UF** (CPUC reimbursement fee) and **applicable** surcharges and surcredits on **Schedule RSF** (Rate Support Fund), **Schedule LIRA** (Low-Income Ratepayer Assistance), and **Schedule AS** (Additional Surcharges and Surcredits). (C)  
 |  
 (C)  
 (D)

Schedule No. AV-LEO-1-NR  
 Antelope Valley Tariff Area  
 (Leona Valley Service Area)  
NONRESIDENTIAL METERED SERVICE

This tariff has been filed with the California Public Utilities Commission and is effective 7/1/15, subject to refund until final Commission approval.

APPLICABILITY

Applicable to all metered water service except that provided to single-family residential customers.

TERRITORY

A portion of the community of Leona Valley and vicinity, Los Angeles County

RATES

Quantity Rates:

For all meter sizes, per 100 cubic feet.....	\$5.5708	( I )
--	----------	-------

Service Charge:

	Per Meter Per Month	
For ..... 5/8 x 3/4 - inch meter	\$47.70	( I )
For ..... 3/4 - inch meter	\$71.55	
For ..... 1 - inch meter	\$119.25	
For ..... 1-1/2 - inch meter	\$238.51	
For ..... 2 - inch meter	\$381.61	
For ..... 3 - inch meter	\$715.52	
For ..... 4 - inch meter	\$1,192.53	
For ..... 6 - inch meter	\$2,385.06	
For ..... 8 - inch meter	\$3,816.09	
For ..... 10 - inch meter	\$5,485.63	
For ..... 12 - inch meter	\$7,870.69	
For ..... 14 - inch meter	\$10,732.75	( I )

The service charge is a readiness-to-serve charge which is applicable to all metered service and to which is added the charge for water used computed at the quantity rate.

SPECIAL CONDITIONS

1. Qualifying non-profit group living facilities, agricultural employee housing facilities, and migrant farm worker housing centers are eligible for credits as shown on Schedule LIRA.
  2. All bills are subject to the following tariff schedules: **Schedule UF** (CPUC reimbursement fee) and **applicable** surcharges and surcredits on **Schedule RSF** (Rate Support Fund), **Schedule LIRA** (Low-Income Ratepayer Assistance), and **Schedule AS** (Additional Surcharges and Surcredits).
- ( C )  
|  
( C )  
( D )

Schedule No. AV-LAN-1-R

Antelope Valley Tariff Area

(Lancaster Service Area)

RESIDENTIAL METERED SERVICE

This tariff has been filed with the California Public Utilities Commission and is effective 7/1/15, subject to refund until final Commission approval.

APPLICABILITY

Applicable to all metered water service provided to single-family residential customers.

TERRITORY

A portion of the community of Lancaster and vicinity, Los Angeles County.

RATES

Quantity Rates:

For the first 1,400 cubic feet, per 100 cubic feet.....	\$2.8778	( I )
For the next 4,200 cubic feet, per 100 cubic feet.....	\$3.0942	
For all over 5,600 cubic feet, per 100 cubic feet.....	\$3.7130	( I )

Service Charge:

	Per Meter Per Month	
For ..... 5/8 x 3/4 - inch meter	\$54.61	( I )
For ..... 3/4 - inch meter	\$81.91	
For ..... Fire Sprinkler with 1 - inch meter	\$55.70	
For ..... 1 - inch meter	\$136.51	
For ..... 1-1/2 - inch meter	\$273.03	
For ..... 2 - inch meter	\$436.84	
For ..... 3 - inch meter	\$819.08	
For ..... 4 - inch meter	\$1,365.13	
For ..... 6 - inch meter	\$2,730.27	
For ..... 8 - inch meter	\$4,368.43	
For ..... 10 - inch meter	\$6,279.62	
For ..... 12 - inch meter	\$9,009.89	
For ..... 14 - inch meter	\$12,286.21	( I )

The service charge is a readiness-to-serve charge which is applicable to all metered service and to which is added the charge for water used computed at the quantity rates.

SPECIAL CONDITIONS

1. Qualifying low-income individually metered residential customers are eligible for credits as shown on Schedule LIRA.
2. All bills are subject to the following tariff schedules: **Schedule UF** (CPUC reimbursement fee) and applicable surcharges and surcredits on **Schedule RSF** (Rate Support Fund), **Schedule LIRA** (Low-Income Ratepayer Assistance), and **Schedule AS** (Additional Surcharges and Surcredits).
3. Fire sprinkler rates: A single-family residence with a meter size that has a "fire sprinkler" rate (listed above) is eligible for that rate if: (a) the customer is paying for service where a residential fire sprinkler system is required/requested to be installed by local fire or building codes; (b) a smaller meter would be large enough to provide adequate service in the absence of the additional demand needed to supply water to the system; (c) the sprinkler system is served through the meter providing residential water service; and (d) the customer requests the "fire sprinkler" rate. The Company may seek verification that the above criteria are met. This service will be considered a general metered service, and not a fire service, so the rules and conditions for general metered service shall apply.

(D)

(To be inserted by utility)

Issued by

(To be inserted by Cal. P.U.C.)

Advice Letter No. 2174

PAUL G. TOWNSLEY

Date Filed

Decision No.

Vice President

Effective

Resolution No. -



Schedule No. AV-LEO-1-R  
 Antelope Valley Tariff Area  
 (Leona Valley Service Area)  
RESIDENTIAL METERED SERVICE

This tariff has been filed with the California Public Utilities Commission and is effective 7/1/15, subject to refund until final Commission approval.

APPLICABILITY

Applicable to all metered water service provided to single-family residential customers.

TERRITORY

A portion of the community of Leona Valley and vicinity, Los Angeles County

RATES

Quantity Rates:

For the first 1,100 cubic feet, per 100 cubic feet.....	\$4.7292	(1)
For the next 3,400 cubic feet, per 100 cubic feet.....	\$5.2542	
For all over 4,500 cubic feet, per 100 cubic feet.....	\$6.3051	(1)

Service Charge:

	Per Meter	
	Per Month	
For ..... 5/8 x 3/4 - inch meter	\$55.20	(1)
For ..... 3/4 - inch meter	\$82.80	
For ..... Fire Sprinkler with 1 - inch meter	\$ 56.31	
For ..... 1 - inch meter	\$138.00	
For ..... 1-1/2 - inch meter	\$276.01	
For ..... 2 - inch meter	\$441.61	
For ..... 3 - inch meter	\$828.03	
For ..... 4 - inch meter	\$1,380.04	
For ..... 6 - inch meter	\$2,760.09	
For ..... 8 - inch meter	\$4,416.14	
For ..... 10 - inch meter	\$6,348.20	
For ..... 12 - inch meter	\$9,108.29	
For ..... 14 - inch meter	\$12,420.39	(1)

The service charge is a readiness-to-serve charge which is applicable to all metered service and to which is added the charge for water used computed at the quantity rates.

SPECIAL CONDITIONS

1. Qualifying low-income individually metered residential customers are eligible for credits as shown on Schedule LIRA.
2. All bills are subject to the following tariff schedules: **Schedule UF** (CPUC reimbursement fee) and applicable surcharges and surcredits on **Schedule RSF** (Rate Support Fund), **Schedule LIRA** (Low-Income Ratepayer Assistance), and **Schedule AS** (Additional Surcharges and Surcredits).
3. Fire sprinkler rates: A single-family residence with a meter size that has a "fire sprinkler" rate (listed above) is eligible for that rate if: (a) the customer is paying for service where a residential fire sprinkler system is required/requested to be installed by local fire or building codes; (b) a smaller meter would be large enough to provide adequate service in the absence of the additional demand needed to supply water to the system; (c) the sprinkler system is served through the meter providing residential water service; and (d) the customer requests the "fire sprinkler" rate. The Company may seek verification that the above criteria are met. This service will be considered a general metered service, and not a fire service, so the rules and conditions for general metered service shall apply.

(D)

Schedule No. BAY-1-R  
Bayshore District  
RESIDENTIAL METERED SERVICE

This tariff has been filed with the California Public Utilities Commission and is effective 7/1/15, subject to refund until final Commission approval.

APPLICABILITY

Applicable to all metered water service provided to single-family residential customers.

TERRITORY

South San Francisco and vicinity, San Mateo, and San Carlos and vicinity, in San Mateo County.

RATES

Quantity Rates:

For the first 700 cubic feet, per 100 cubic feet.....	\$5.2098	( I )
For the next 500 cubic feet, per 100 cubic feet.....	\$5.8311	
For all over 1,200 cubic feet, per 100 cubic feet.....	\$7.2120	( I )

Service Charge:

	Per Meter	Per Month
For ..... 5/8 x 3/4 - inch meter	\$14.68	
For ..... 3/4 - inch meter	\$22.03	
For ..... Fire Sprinkler with 1 - inch meter	\$15.71	
For ..... 1 - inch meter	\$36.71	
For ..... 1-1/2 - inch meter	\$73.42	
For ..... 2 - inch meter	\$117.47	
For ..... 3 - inch meter	\$220.25	
For ..... 4 - inch meter	\$367.09	
For ..... 6 - inch meter	\$673.22	
For ..... 8 - inch meter	\$1,037.18	
For ..... 10 - inch meter	\$1,382.86	
For ..... 12 - inch meter	\$1,988.78	
For ..... 14 - inch meter	\$2,712.06	

The service charge is a readiness-to-serve charge which is applicable to all metered service and to which is added the charge for water used computed at the quantity rates.

Government Fee Surcharges:

Surcharge for San Carlos Franchise Tax *	1.733%
Surcharge for San Mateo Business License Fee **	1.350%

\*Applies to customers within the City of San Carlos only

\*\*Applies to customers within the City of San Mateo only

SPECIAL CONDITIONS

1. Qualifying low-income individually metered residential customers are eligible for credits as shown on **Schedule LIRA**.
2. All bills are subject to the following tariff schedules: **Schedule UF** (CPUC reimbursement fee) and applicable surcharges and surcredits on **Schedule RSF** (Rate Support Fund), **Schedule LIRA** (Low-Income Ratepayer Assistance), and **Schedule AS** (Additional Surcharges and Surcredits).
3. Fire sprinkler rates: A single-family residence with a meter size that has a "fire sprinkler" rate (listed above) is eligible for that rate if: (a) the customer is paying for service where a residential fire sprinkler system is required/requested to be installed by local fire or building codes; (b) a smaller meter would be large enough to provide adequate service in the absence of the additional demand needed to supply water to the system; (c) the sprinkler system is served through the meter providing residential water service; and (d) the customer requests the "fire sprinkler" rate. The Company may seek verification that the above criteria are met. This service will be considered a general metered service, and not a fire service, so the rules and conditions for general metered service shall apply. (D)
4. Beginning July 1, 2015, as required by Section 792.5 of the Public Utilities Code, an increase in Purchased Water of \$1.1290 for the Tier 1 quantity rate, \$1.2636 for the Tier 2 quantity rate, and \$1.5628 for the Tier 3 quantity rate, relative to the Purchased Water costs adopted by Advice Letter 2156, and an associated revenue increase of 19.8%, are being tracked in a balancing account. (N)

Schedule No. BAY-1-NR  
Bayshore District  
NONRESIDENTIAL METERED SERVICE

This tariff has been filed with the California Public Utilities Commission and is effective 7/1/15, subject to refund until final Commission approval.

APPLICABILITY

Applicable to all metered water service except that provided to single-family residential customers.

TERRITORY

South San Francisco and vicinity, San Mateo, and San Carlos and vicinity, in San Mateo County.

RATES

Quantity Rates:

For all meter sizes, per 100 cubic feet..... \$5.8267 (I)

Service Charge:

	Per Meter Per Month
For ..... 5/8 x 3/4 - inch meter	\$11.84
For ..... 3/4 - inch meter	\$22.03
For ..... 1 - inch meter	\$36.71
For ..... 1-1/2 - inch meter	\$73.42
For ..... 2 - inch meter	\$117.47
For ..... 3 - inch meter	\$220.25
For ..... 4 - inch meter	\$367.09
For ..... 6 - inch meter	\$589.86
For ..... 8 - inch meter	\$883.55
For ..... 10 - inch meter	\$1,165.95
For ..... 12 - inch meter	\$2,422.78
For ..... 14 - inch meter	\$3,303.79

The service charge is a readiness-to-serve charge which is applicable to all metered service and to which is added the charge for water used computed at the quantity rates.

Government Fee Surcharges:

Surcharge for San Carlos Franchise Tax \* 1.733%  
 Surcharge for San Mateo Business License Fee \*\* 1.350%

\*Applies to customers within the City of San Carlos only

\*\*Applies to customers within the City of San Mateo only

SPECIAL CONDITIONS

1. Qualifying non-profit group living facilities, agricultural employee housing facilities, and migrant farm worker housing centers are eligible for credits as shown on **Schedule LIRA**. (L) (T)  
 (L) (T)
2. All bills are subject to the following tariff schedules: **Schedule UF** (CPUC reimbursement fee) and **applicable** surcharges and surcredits on **Schedule RSF** (Rate Support Fund), **Schedule LIRA** (Low-Income Ratepayer Assistance), and **Schedule AS** (Additional Surcharges and Surcredits). (L) (T)  
 | |  
 (L) (T)  
 (D)
3. Beginning July 1, 2015, as required by Section 792.5 of the Public Utilities Code, an increase in Purchased Water of \$1.2626/Ccf, relative to the Purchased Water costs adopted by Advice Letter 2156, and an associated revenue increase of 19.8%, are being tracked in a balancing account. (N)  
 | |  
 (N)

(To be inserted by utility)

Issued by

(To be inserted by Cal. P.U.C.)

Advice Letter No. 2180 \_\_\_\_\_

PAUL G. TOWNSLEY \_\_\_\_\_

Date Filed \_\_\_\_\_

Decision No. \_\_\_\_\_

Vice President  
TITLE

Effective \_\_\_\_\_

Resolution No. \_\_\_\_\_

Schedule No. BG-1-R  
Bear Gulch Tariff Area  
RESIDENTIAL METERED SERVICE

This tariff has been filed with the California Public Utilities Commission and is effective 7/1/15, subject to refund until final Commission approval.

APPLICABILITY

Applicable to all metered water service provided to single-family residential customers.

TERRITORY

The communities of Atherton, Menlo Park, Portola Valley, Woodside, and vicinity, San Mateo County.  
 The Skyline service area in San Mateo County.

RATES

Base Quantity Rates:

For the first 1,000 cubic feet, per 100 cubic feet.....	\$5.9107	(I)
For the next 2,500 cubic feet, per 100 cubic feet.....	\$6.2810	
For all over 3,500 cubic feet, per 100 cubic feet.....	\$7.5095	(I)

Service Charge:

		Per Meter Per Month
For .....	5/8 x 3/4 - inch meter	\$19.61
For .....	3/4 - inch meter	\$29.42
For .....	1 - inch meter	\$49.03
For .....	1-1/2 - inch meter	\$98.07
For .....	2 - inch meter	\$156.90
For .....	3 - inch meter	\$294.20
For .....	4 - inch meter	\$490.33
For .....	6 - inch meter	\$980.65
For .....	8 - inch meter	\$1,569.05
For .....	10 - inch meter	\$2,255.50
For .....	12 - inch meter	\$3,236.16
For .....	14 - inch meter	\$4,412.94

The service charge is a readiness-to-serve charge which is applicable to all metered service and to which is added the charge for water used computed at the quantity rates.

SPECIAL CONDITIONS

1. Qualifying low-income individually metered residential customers are eligible for credits as shown on **Schedule LIRA**. (L) (T)  
(L) (T)
2. All bills are subject to the following tariff schedules: **Schedule UF** (CPUC reimbursement fee) and **applicable** surcharges and surcredits on **Schedule RSF** (Rate Support Fund), **Schedule LIRA** (Low-Income Ratepayer Assistance), and **Schedule AS** (Additional Surcharges and Surcredits). (L) (T)  
(L) (T)  
(D)  
(D)
3. Fire sprinkler rates: A single-family residence with a meter size that has a "fire sprinkler" rate (listed above) is eligible for that rate if: (a) the customer is paying for service where a residential fire sprinkler system is required/requested to be installed by local fire or building codes; (b) a smaller meter would be large enough to provide adequate service in the absence of the additional demand needed to supply water to the system; (c) the sprinkler system is served through the meter providing residential water service; and (d) the customer requests the "fire sprinkler" rate. The Company may seek verification that the above criteria are met. This service will be considered a general metered service, and not a fire service, so the rules and conditions for general metered service shall apply. (N)  
|  
|  
|  
|  
|  
(N)
4. Beginning July 1, 2015, as required by Section 792.5 of the Public Utilities Code, an increase in Purchased Water of \$1.2776 for the Tier 1 quantity rate, \$1.3576 for the Tier 2 quantity rate, and \$1.6237 for the Tier 3 quantity rate, relative to the Purchased Water costs adopted by Advice Letter 2149-A, and an associated revenue increase of 21.0%, are being tracked in a balancing account. (N)  
|  
|  
(N)

Schedule No. BG-1-NR  
Bear Gulch Tariff Area  
NONRESIDENTIAL METERED SERVICE

This tariff has been filed with the California Public Utilities Commission and is effective 7/1/15, subject to refund until final Commission approval.

APPLICABILITY

Applicable to all metered water service except that provided to single-family residential customers.

TERRITORY

The communities of Atherton, Menlo Park, Portola Valley, Woodside, and vicinity, San Mateo County.  
 The Skyline service area in San Mateo County.

RATES

Quantity Rates:

For all meter sizes, per 100 cubic feet..... \$6.3853 ( I )

Service Charge:

	Per Meter Per Month
For ..... 5/8 x 3/4 - inch meter	\$19.55
For ..... 3/4 - inch meter	\$29.33
For ..... 1 - inch meter	\$48.88
For ..... 1-1/2 - inch meter	\$97.75
For ..... 2 - inch meter	\$156.40
For ..... 3 - inch meter	\$293.25
For ..... 4 - inch meter	\$488.75
For ..... 6 - inch meter	\$977.50
For ..... 8 - inch meter	\$1,564.01
For ..... 10 - inch meter	\$2,248.26
For ..... 12 - inch meter	\$3,225.76
For ..... 14 - inch meter	\$4,398.76

The service charge is a readiness-to-serve charge which is applicable to all metered service and to which is added the charge for water used computed at the quantity rate.

SPECIAL CONDITIONS

- |  |     |       |
|--|-----|-------|
| 1. Qualifying non-profit group living facilities, agricultural employee housing facilities, and migrant farm worker housing centers are eligible for credits as shown on <b>Schedule LIRA</b> .  | (L) | (T)   |
|  | (L) | (T)   |
| 2. All bills are subject to the following tariff schedules: <b>Schedule UF</b> (CPUC reimbursement fee) and <u>applicable</u> surcharges and surcredits on <b>Schedule RSF</b> (Rate Support Fund), <b>Schedule LIRA</b> (Low-Income Ratepayer Assistance), and <b>Schedule AS</b> (Additional Surcharges and Surcredits). | (L) | (T)   |
|  |     |       |
|  | (L) | (T)   |
|  |     | (D)   |
| 3. Beginning July 1, 2015, as required by Section 792.5 of the Public Utilities Code, an increase in Purchased Water of \$1.3803/Ccf, relative to the Purchased Water costs adopted by Advice Letter 2149-A, and an associated revenue increase of 21.0%, are being tracked in a balancing account.                        |     | ( N ) |
|  |     |       |
|  |     | ( N ) |

(To be inserted by utility)  
 Advice Letter No. 2181  
 Decision No. \_\_\_\_\_

Issued by  
**PAUL G. TOWNSLEY**  
NAME  
**Vice President**  
TITLE

(To be inserted by Cal. P.U.C.)  
 Date Filed \_\_\_\_\_  
 Effective \_\_\_\_\_  
 Resolution No. \_\_\_\_\_

Schedule No. BK-1-R  
Bakersfield Tariff Area  
RESIDENTIAL METERED SERVICE

This tariff has been filed with the California Public Utilities Commission and is effective 7/1/15, subject to refund until final Commission approval.

APPLICABILITY

Applicable to all metered water service provided to single-family residential customers

TERRITORY

Bakersfield and vicinity, Kern County.

RATES

Quantity Rates:

For the first 1,300 cubic feet, per 100 cubic feet.....	\$1.6774	( I )
For the next 2,100 cubic feet, per 100 cubic feet.....	\$1.8187	
For all over 3,400 cubic feet, per 100 cubic feet.....	\$2.1188	( I )

	Per Meter	
	Per Month	
Service Charge:		
For ..... 5/8 x 3/4 - inch meter	\$14.83	( I )
For ..... 3/4 - inch meter	\$22.24	
For ..... Fire Sprinkler with 1 - inch meter	\$15.87	
For ..... 1 - inch meter	\$37.07	
For ..... 1-1/2 - inch meter	\$74.14	
For ..... 2 - inch meter	\$118.63	
For ..... 3 - inch meter	\$222.43	
For ..... 4 - inch meter	\$370.72	
For ..... 6 - inch meter	\$645.03	
For ..... 8 - inch meter	\$957.49	
For ..... 10 - inch meter	\$1,705.33	
For ..... 12 - inch meter	\$2,446.78	
For ..... 14 - inch meter	\$3,336.51	( I )

The service charge is a readiness-to-serve charge which is applicable to all metered service and to which is added the charge for water used computed at the quantity rates.

SPECIAL CONDITIONS

1. All bills are subject to the following tariff schedules: **Schedule UF** (CPUC reimbursement fee) and applicable surcharges and surcredits on **Schedule RSF** (Rate Support Fund), **Schedule LIRA** (Low-Income Ratepayer Assistance), and **Schedule AS** (Additional Surcharges and Surcredits). ( C )
2. Qualifying low-income individually metered residential customers are eligible for credits as shown on Schedule LIRA. ( C )
3. Fire sprinkler rates: A single-family residence with a meter size that has a "fire sprinkler" rate (listed above) is eligible for that rate if: (a) the customer is paying for service where a residential fire sprinkler system is required/requested to be installed by local fire or building codes; (b) a smaller meter would be large enough to provide adequate service in the absence of the additional demand needed to supply water to the system; (c) the sprinkler system is served through the meter providing residential water service; and (d) the customer requests the "fire sprinkler" rate. The Company may seek verification that the above criteria are met. This service will be considered a general metered service, and not a fire service, so the rules and conditions for general metered service shall apply ( N )

Schedule No. BK-1-NR  
Bakersfield Tariff Area  
NONRESIDENTIAL METERED SERVICE

This tariff has been filed with the California Public Utilities Commission and is effective 7/1/15, subject to refund until final Commission approval.

APPLICABILITY

Applicable to all metered water service except that provided to single-family residential customers

TERRITORY

Bakersfield and vicinity, Kern County.

RATES

Quantity Rates:

For all meter sizes, per 100 cubic feet ..... \$1.6989 ( T ) ( I )  
 ( D )

Service Charge:	Per Meter Per Month	
For ..... 5/8 x 3/4 - inch meter	\$12.44	( I )
For ..... 3/4 - inch meter	\$18.66	
For ..... 1 - inch meter	\$31.10	
For ..... 1-1/2 - inch meter	\$62.21	
For ..... 2 - inch meter	\$99.54	
For ..... 3 - inch meter	\$186.63	
For ..... 4 - inch meter	\$311.05	
For ..... 6 - inch meter	\$541.44	
For ..... 8 - inch meter	\$803.72	
For ..... 10 - inch meter	\$1,430.82	
For ..... 12 - inch meter	\$2,052.91	
For ..... 14 - inch meter	\$2,799.43	( I )

The service charge is a readiness-to-serve charge which is applicable to all metered service and to which is added the charge for water used computed at the quantity rates.

SPECIAL CONDITIONS

1. All bills are subject to the following tariff schedules: **Schedule UF** (CPUC reimbursement fee) and **applicable** surcharges and surcredits on **Schedule RSF** (Rate Support Fund), **Schedule LIRA** (Low-Income Ratepayer Assistance), and **Schedule AS** (Additional Surcharges and Surcredits). ( C )  
 ( C )
2. Qualifying non-profit group living facilities, agricultural employee housing facilities, and migrant farm worker housing centers are eligible for credits as shown on Schedule LIRA ( D )  
 ( D )

Schedule No. BK-2R

Bakersfield Tariff Area

RESIDENTIAL FLAT RATE SERVICE

This tariff has been filed with the California Public Utilities Commission and is effective 7/1/15, subject to refund until final Commission approval.

APPLICABILITY

Applicable to all flat rate residential water service.

TERRITORY

Bakersfield and vicinity, Kern County.

RATES

	Per Service Connection	
	Per Month	
For a single-family residential unit, including premises having the following areas:		
6,000 sq. ft., or less .....	\$70.62	( I )
6,001 to 10,000 sq. ft. ....	\$81.32	
10,001 to 16,000 sq. ft. ....	\$101.41	
16,001 to 25,000 sq. ft. ....	\$128.58	( I )
For each additional single-family residential unit on the same premises and served from the same service connection .....	\$49.70	( I )

SPECIAL CONDITIONS

1. The above flat rates apply to service connections not larger than one inch in diameter.
2. All service not covered by the above classifications shall be furnished only on a metered basis.
3. For service covered by the above classifications, if the utility or the customer so elects, a meter shall be installed and service provided under Schedule No. BK-1-R, Residential Metered Service.
4. This Schedule is closed to all new connections as of May 8, 1991, the effective date of Tariff Sheet No. 4133-W.
5. All bills are subject to the following tariff schedules: **Schedule UF** (CPUC reimbursement fee) and applicable surcharges and surcredits on **Schedule RSF** (Rate Support Fund), **Schedule LIRA** (Low-Income Ratepayer Assistance), and **Schedule AS** (Additional Surcharges and Surcredits). ( C )  
|  
( C )
7. Qualifying low-income flat rate residential customers are eligible for credits as shown on Schedule LIRA. ( D )  
( D )

(To be inserted by utility)  
 Advice Letter No. 2175  
 Decision No. \_\_\_\_\_

*Issued by*  
**PAUL G. TOWNSLEY**  
NAME  
Vice President  
TITLE

(To be inserted by Cal. P.U.C.)  
 Date Filed \_\_\_\_\_  
 Effective \_\_\_\_\_  
 Resolution No. \_\_\_\_\_



Schedule No. CH-1-R  
 Chico-Hamilton City Tariff Area  
RESIDENTIAL METERED SERVICE

This tariff has been filed with the California Public Utilities Commission and is effective 7/1/15, subject to refund until final Commission approval.

APPLICABILITY

Applicable to all metered water service provided to single-family residential customers.

TERRITORY

Chico and vicinity, Butte County, and Hamilton City and vicinity, Glenn County.

RATES

Quantity Rates:

For the first 1,000 cubic feet, per 100 cubic feet.....	\$1.4053	( I )
For the next 2,100 cubic feet, per 100 cubic feet.....	\$1.4910	
For all over 3,100 cubic feet, per 100 cubic feet.....	\$1.5765	( I )

Service Charge:		Per Meter Per Month	
For .....	5/8 x 3/4 - inch meter	\$16.36	( I )
For .....	3/4 - inch meter	\$24.53	
For .....	Fire Sprinkler with 1 - inch meter	\$17.50	
For .....	1 - inch meter	\$40.89	
For .....	1-1/2 - inch meter	\$81.78	
For .....	2 - inch meter	\$130.85	
For .....	3 - inch meter	\$245.35	
For .....	4 - inch meter	\$408.92	
For .....	6 - inch meter	\$751.66	
For .....	8 - inch meter	\$1,147.99	
For .....	10 - inch meter	\$1,881.01	
For .....	12 - inch meter	\$2,698.85	
For .....	14 - inch meter	\$3,680.24	( I )

The service charge is a readiness-to-serve charge which is applicable to all metered service and to which is added the charge for water used computed at the quantity rates.

SPECIAL CONDITIONS

1. All bills are subject to the following tariff schedules: **Schedule UF** (CPUC reimbursement fee) and applicable surcharges and surcredits on **Schedule RSF** (Rate Support Fund), **Schedule LIRA** (Low-Income Ratepayer Assistance), and **Schedule AS** (Additional Surcharges and Surcredits). ( C )
2. Qualifying low-income individually metered residential customers are eligible for credits as shown on Schedule LIRA. ( D )
3. Fire sprinkler rates: A single-family residence with a meter size that has a "fire sprinkler" rate (listed above) is eligible for that rate if: (a) the customer is paying for service where a residential fire sprinkler system is required/requested to be installed by local fire or building codes; (b) a smaller meter would be large enough to provide adequate service in the absence of the additional demand needed to supply water to the system; (c) the sprinkler system is served through the meter providing residential water service; and (d) the customer requests the "fire sprinkler" rate. The Company may seek verification that the above criteria are met. This service will be considered a general metered service, and not a fire service, so the rules and conditions for general metered service shall apply. ( N )

(To be inserted by utility)  
 Advice Letter No. 2178  
 Decision No. \_\_\_\_\_

Issued by  
 PAUL G. TOWNSLEY  
NAME  
 Vice President  
TITLE

(To be inserted by Cal. P.U.C.)  
 Date Filed \_\_\_\_\_  
 Effective \_\_\_\_\_  
 Resolution No. \_\_\_\_\_

Schedule No. CH-1-NR  
Chico-Hamilton City Tariff Area  
NONRESIDENTIAL METERED SERVICE

This tariff has been filed with the California Public Utilities Commission and is effective 7/1/15, subject to refund until final Commission approval.

APPLICABILITY

Applicable to all metered water service except that provided to single-family residential customers.

TERRITORY

Chico and vicinity, Butte County, and Hamilton City and vicinity, Glenn County.

RATES

Quantity Rates:

For all meter sizes, per 100 cubic feet..... \$1.3999 ( I )

Service Charge:

	Per Meter Per Month	
For ..... 5/8 x 3/4 - inch meter	\$12.74	( I )
For ..... 3/4 - inch meter	\$19.11	
For ..... 1 - inch meter	\$31.84	
For ..... 1-1/2 - inch meter	\$63.69	
For ..... 2 - inch meter	\$101.90	
For ..... 3 - inch meter	\$191.06	
For ..... 4 - inch meter	\$318.43	
For ..... 6 - inch meter	\$585.62	
For ..... 8 - inch meter	\$894.40	
For ..... 10 - inch meter	\$1,464.78	
For ..... 12 - inch meter	\$2,101.64	
For ..... 14 - inch meter	\$2,865.87	( I )

The service charge is a readiness-to-serve charge which is applicable to all metered service and to which is added the charge for water used computed at the quantity rate.

SPECIAL CONDITIONS

1. All bills are subject to the following tariff schedules: **Schedule UF** (CPUC reimbursement fee) and applicable surcharges and surcredits on **Schedule RSF** (Rate Support Fund), **Schedule LIRA** (Low-Income Ratepayer Assistance), and **Schedule AS** (Additional Surcharges and Surcredits). ( C )  
 ( C )
2. Qualifying non-profit group living facilities, agricultural employee housing facilities, and migrant farm worker housing centers are eligible for credits as shown on Schedule LIRA. ( D )

(To be inserted by utility)  
 Advice Letter No.            2178  
 Decision No.                     

*Issued by*  
**PAUL G. TOWNSLEY**  
NAME  
Vice President  
TITLE

(To be inserted by Cal. P.U.C.)  
 Date Filed                       
 Effective                       
 Resolution No.                      -

Schedule No. DX-1-R  
Dixon Tariff Area  
RESIDENTIAL METERED SERVICE

This tariff has been filed with the California Public Utilities Commission and is effective 4/15/15, subject to refund until final Commission approval.

APPLICABILITY

Applicable to all metered water service provided to single-family residential customers.

TERRITORY

Dixon and vicinity, Solano County.

RATES

Quantity Rates:

For the first 1,000 cubic feet, per 100 cubic feet.....	\$3.2783
For the next 1,700 cubic feet, per 100 cubic feet.....	\$3.6792
For all over 2,700 cubic feet, per 100 cubic feet.....	\$3.9701

Service Charge:		Per Meter Per Month
For .....	5/8 x 3/4 - inch meter	\$23.91
For .....	3/4 - inch meter	\$35.86
For .....	1 - inch meter	\$59.76
For .....	1-1/2 - inch meter	\$119.53
For .....	2 - inch meter	\$191.24
For .....	3 - inch meter	\$358.58
For .....	4 - inch meter	\$597.64
For .....	6 - inch meter	\$1,195.27
For .....	8 - inch meter	\$1,912.43
For .....	10 - inch meter	\$2,749.12
For .....	12 - inch meter	\$3,944.39
For .....	14 - inch meter	\$5,378.72

The service charge is a readiness-to-serve charge which is applicable to all metered service and to which is added the charge for water used computed at the quantity rates.

SPECIAL CONDITIONS

1. Any service to a residential customer not exceeding two units on a lot size of 10,000 square feet or less who requires a 1-inch meter only because of fire flow requirements to a fire sprinkler system will be billed at the above 5/8 x 3/4-inch meter service charge plus a 25% surcharge, which equals \$5.98 per month.
  2. All bills are subject to the following tariff schedules: **Schedule UF** (CPUC reimbursement fee) and applicable surcharges and surcredits on **Schedule RSF** (Rate Support Fund), **Schedule LIRA** (Low-Income Ratepayer Assistance), and **Schedule AS** (Additional Surcharges and Surcredits). (L) (T)
  3. Qualifying low-income individually metered residential customers are eligible for credits as shown on Schedule LIRA. (L) (T)
- (D)

Schedule No. DX-1-NR  
Dixon Tariff Area  
NONRESIDENTIAL METERED SERVICE

This tariff has been filed with the California Public Utilities Commission and is effective 4/15/15, subject to refund until final Commission approval.

APPLICABILITY

Applicable to all metered water service except that provided to single-family residential customers.

TERRITORY

Dixon and vicinity, Solano County.

RATES

Quantity Rates:

For all meter sizes, per 100 cubic feet..... \$3.7844

Service Charge:

	Per Meter Per Month
For ..... 5/8 x 3/4 - inch meter	\$20.85
For ..... 3/4 - inch meter	\$31.28
For ..... 1 - inch meter	\$52.13
For ..... 1-1/2 - inch meter	\$104.26
For ..... 2 - inch meter	\$166.81
For ..... 3 - inch meter	\$312.77
For ..... 4 - inch meter	\$521.28
For ..... 6 - inch meter	\$1,042.57
For ..... 8 - inch meter	\$1,668.11
For ..... 10 - inch meter	\$2,397.90
For ..... 12 - inch meter	\$3,440.47
For ..... 14 - inch meter	\$4,691.55

The service charge is a readiness-to-serve charge which is applicable to all metered service and to which is added the charge for water used computed at the quantity rate.

SPECIAL CONDITIONS

1. All bills are subject to the following tariff schedules: **Schedule UF** (CPUC reimbursement fee) and **applicable** surcharges and surcredits on **Schedule RSF** (Rate Support Fund), **Schedule LIRA** (Low-Income Ratepayer Assistance), and **Schedule AS** (Additional Surcharges and Surcredits). (L) (T)
  2. Qualifying non-profit group living facilities, agricultural employee housing facilities, and migrant farm worker housing centers are eligible for credits as shown on Schedule LIRA. (L) (T)
- (D)

(To be inserted by utility)  
 Advice Letter No. 2162  
 Decision No. -

Issued by  
PAUL G. TOWNSLEY  
NAME  
Vice President  
TITLE

(To be inserted by Cal. P.U.C.)  
 Date Filed \_\_\_\_\_  
 Effective \_\_\_\_\_  
 Resolution No. \_\_\_\_\_ -

Schedule No. DOM-1-R  
Dominguez Tariff Area  
RESIDENTIAL METERED SERVICE

This tariff has been filed with the California Public Utilities Commission and is effective 7/1/15, subject to refund until final Commission approval.

APPLICABILITY

Applicable to all metered water service provided to single-family residential customers.

TERRITORY

Portions of Carson, Los Angeles, Long Beach, Torrance, and vicinity, Los Angeles County.

RATES

Quantity Rates:

For the first 1,100 cubic feet, per 100 cubic feet.....	\$2.8720	(I)
For the next 600 cubic feet, per 100 cubic feet.....	\$3.1138	
For all over 1,700 cubic feet, per 100 cubic feet.....	\$3.6276	(I)

Service Change:

	Per Meter Per Month	
For ..... 5/8 x 3/4 - inch meter	\$15.54	(I)
For ..... 3/4 - inch meter	\$23.31	
For ..... Fire Sprinkler with 1 - inch meter	\$16.48	
For ..... 1 - inch meter	\$38.86	
For ..... 1-1/2 - inch meter	\$77.71	
For ..... 2 - inch meter	\$124.34	
For ..... 3 - inch meter	\$233.14	
For ..... 4 - inch meter	\$388.56	
For ..... 6 - inch meter	\$777.12	
For ..... 8 - inch meter	\$1,243.40	
For ..... 10 - inch meter	\$1,787.38	
For ..... 12 - inch meter	\$2,564.51	
For ..... 14 - inch meter	\$3,497.05	
For ..... 16 - inch meter	\$3,574.77	
For ..... 18 - inch meter	\$3,807.90	(I)

The service charge is a readiness-to-serve charge which is applicable to all metered service and to which is added the charge for water used computed at the quantity rates.

SPECIAL CONDITIONS

1. Qualifying low-income individually metered residential customers are eligible for credits as shown on **Schedule LIRA**. (L) (T)  
(L) (T)
2. All bills are subject to the following tariff schedules: **Schedule UF** (CPUC reimbursement fee) and **applicable** surcharges and surcredits on **Schedule RSF** (Rate Support Fund), **Schedule LIRA** (Low-Income Ratepayer Assistance), and **Schedule AS** (Additional Surcharges and Surcredits). (L) (T)  
(L) (T)  
(D)
3. Fire sprinkler rates: A single-family residence with a meter size that has a "fire sprinkler" rate (listed above) is eligible for that rate if: (a) the customer is paying for service where a residential fire sprinkler system is required/requested to be installed by local fire or building codes; (b) a smaller meter would be large enough to provide adequate service in the absence of the additional demand needed to supply water to the system; (c) the sprinkler system is served through the meter providing residential water service; and (d) the customer requests the "fire sprinkler" rate. The Company may seek verification that the above criteria are met. This service will be considered a general metered service, and not a fire service, so the rules and conditions for general metered service shall apply. (N)  
(N)  
(D)  
(D)
3. Beginning July 1, 2015, as required by Section 792.5 of the Public Utilities Code, an increase in purchased water and pump tax costs of \$0.0700 per Ccf for Tier 1 usage, \$0.0759 per Ccf for Tier 2 usage, and \$0.0884 per Ccf for Tier 3 usage, relative to the costs adopted in D.14-08-011, and an associated revenue increase of 2.1%, are being tracked in a balancing account. (N)  
(N)

Schedule No. DOM-RC-1

Dominguez Tariff Area

METERED RECYCLED WATER SERVICE

This tariff has been filed with the California Public Utilities Commission and is effective 7/1/15, subject to refund until final Commission approval. (D)

APPLICABILITY

Applicable to all metered recycled water service.

TERRITORY

Portions of Carson, Los Angeles, Long Beach, Torrance, and vicinity, Los Angeles County.

RATES

Quantity Rates:

Title 22 Water	First 21,780 Ccf (per 100 cu. ft.) .....	\$2.4031	(1)
	Next 65,340 Ccf (per 100 cu. ft.) .....	\$2.1618	
	Over 87,120 Ccf (per 100 cu. ft.) .....	\$1.9206	
R.O. Water	All water delivered per 100 cu. ft. ....	\$2.9432	
Nitrified Water	All water delivered per 100 cu. ft. ....	\$2.3562	(1)

Service Charge:		Per Meter Per Month	
For .....	5/8 x 3/4 - inch meter	\$14.34	(1)
For .....	3/4 - inch meter	\$21.51	
For .....	1 - inch meter	\$35.85	
For .....	1-1/2 - inch meter	\$71.71	
For .....	2 - inch meter	\$114.73	
For .....	3 - inch meter	\$215.12	
For .....	4 - inch meter	\$358.53	
For .....	6 - inch meter	\$717.06	
For .....	8 - inch meter	\$1,147.30	
For .....	10 - inch meter	\$1,649.24	
For .....	12 - inch meter	\$2,366.30	
For .....	14 - inch meter	\$3,226.77	
For .....	16 - inch meter	\$3,298.48	
For .....	18 - inch meter	\$3,513.59	(1)

The service charge is a readiness-to-serve charge which is applicable to all metered service and to which is added the charge for water used computed at the quantity rates.

SPECIAL CONDITIONS

1. All bills are subject to the following tariff schedules: **Schedule UF** (CPUC reimbursement fee) and applicable surcharges and surcredits on **Schedule RSF** (Rate Support Fund), **Schedule LIRA (Low-Income Ratepayer Assistance)**, and **Schedule AS** (Additional Surcharges and Surcredits). (L) (T)
2. Recycled water service refers to non-potable water that has been processed and treated by one of the following methods: (L)
  - a. Title 22 Water refers to wastewater that has undergone tertiary treatment that meets recycled water use standards as established in Title 22 of the California Code of Regulations, Division 4 Environmental Health, Chapter 3 Reclamation Criteria, Articles 1 through 10. |
  - b. R.O. Water refers to Title 22 Water that has further undergone reverse osmosis treatment to remove salts and dissolved solids. |
  - c. Nitrified Water refers to Title 22 Water that has further undergone a biological treatment and processing for removal of ammonia. (L)
3. Beginning July 1, 2015, as required by Section 792.5 of the Public Utilities Code, an increase in purchased water and pump tax costs of between \$0.0468 and \$0.0717 per Ccf, relative to the costs adopted in D.14-08-011, and an associated revenue increase of 2.1%, are being tracked in a balancing account. (N)

(To be inserted by utility)  
 Advice Letter No. 2184-A  
 Decision No. -

Issued by  
**PAUL G. TOWNSLEY**  
NAME  
 Vice President  
TITLE

(To be inserted by Cal. P.U.C.)  
 Date Filed \_\_\_\_\_  
 Effective \_\_\_\_\_  
 Resolution No. \_\_\_\_\_

Schedule No. DOM-1-NR  
Dominguez Tariff Area  
NONRESIDENTIAL METERED SERVICE

This tariff has been filed with the California Public Utilities Commission and is effective 7/1/15, subject to refund until final Commission approval.

APPLICABILITY

Applicable to all metered water service except that provided to single-family residential customers.

TERRITORY

Portions of Carson, Los Angeles, Long Beach, Torrance, and vicinity, Los Angeles County.

RATES

Quantity Rates:

For all meter sizes, per 100 cubic feet..... \$3.1308 (I)

Service Charge:

	Per Meter Per Month	
For ..... 5/8 x 3/4 - inch meter	\$13.53	(I)
For ..... 3/4 - inch meter	\$20.29	
For ..... 1 - inch meter	\$33.82	
For ..... 1-1/2 - inch meter	\$67.64	
For ..... 2 - inch meter	\$108.22	
For ..... 3 - inch meter	\$202.92	
For ..... 4 - inch meter	\$338.20	
For ..... 6 - inch meter	\$676.40	
For ..... 8 - inch meter	\$1,082.24	
For ..... 10 - inch meter	\$1,555.72	
For ..... 12 - inch meter	\$2,232.13	
For ..... 14 - inch meter	\$3,043.81	
For ..... 16 - inch meter	\$3,376.80	
For ..... 18 - inch meter	\$3,597.04	

The service charge is a readiness-to-serve charge which is applicable to all metered service and to which is added the charge for water used computed at the quantity rates.

SPECIAL CONDITIONS

1. All bills are subject to the following tariff schedules: **Schedule UF** (CPUC reimbursement fee) and applicable surcharges and surcredits on **Schedule RSF** (Rate Support Fund), **Schedule LIKA** (Low-income Katepayer Assistance), and **Schedule AS** (Additional Surcharges and Surcredits). (L) (T)
2. Qualifying non-profit group living facilities, agricultural employee housing facilities, and migrant farm worker housing centers are eligible for credits as shown on Schedule LIRA. (D) (D)
3. Beginning July 1, 2015, as required by Section 792.5 of the Public Utilities Code, an increase in purchased water and pump tax costs of \$0.0763 per Ccf, relative to the costs adopted in D.14-08-011, and an associated revenue increase of 2.1%, are being tracked in a balancing account. (N) (N)

(To be inserted by utility)  
 Advice Letter No. 2184-A  
 Decision No. -

Issued by  
**PAUL G. TOWNSLEY**  
NAME  
**Vice President**  
TITLE

(To be inserted by Cal. P.U.C.)  
 Date Filed \_\_\_\_\_  
 Effective \_\_\_\_\_  
 Resolution No. -

Schedule No. EL-1-R  
 East Los Angeles Tariff Area  
RESIDENTIAL METERED SERVICE

This tariff has been filed with the California Public Utilities Commission and is effective 7/1/15, subject to refund until final Commission approval.

APPLICABILITY

Applicable to all metered water service provided to single-family residential customers.

TERRITORY

East Los Angeles, Commerce and vicinity, Los Angeles County.

RATES

Quantity Rates:

For the first 800 cubic feet, per 100 cubic feet.....	\$3.1665	(I)
For all over 800 cubic feet, per 100 cubic feet.....	\$3.8629	(I)

Service Charge:

	Per Meter Per Month	
For ..... 5/8 x 3/4 - inch meter	\$18.78	(I)
For ..... 3/4 - inch meter	\$27.63	
For ..... Fire Sprinkler with 1 - inch meter	\$19.91	
For ..... 1 - inch meter	\$46.96	
For ..... 1-1/2 - inch meter	\$93.91	
For ..... 2 - inch meter	\$150.26	
For ..... 3 - inch meter	\$276.31	
For ..... 4 - inch meter	\$460.51	
For ..... 6 - inch meter	\$830.62	
For ..... 8 - inch meter	\$1,254.52	
For ..... 10 - inch meter	\$2,118.34	
For ..... 12 - inch meter	\$3,039.36	
For ..... 14 - inch meter	\$4,144.58	(I)

The service charge is a readiness-to-serve charge which is applicable to all metered service and to which is added the charge for water used computed at the quantity rates.

SPECIAL CONDITIONS

1. Qualifying low-income individually metered residential customers are eligible for credits as shown on **Schedule LIRA.** (L) (T)  
(L) (T)
2. All bills are subject to the following tariff schedules: **Schedule UF** (CPUC reimbursement fee) and **applicable** surcharges and surcredits on **Schedule RSF** (Rate Support Fund), **Schedule LIRA** (Low-Income Ratepayer Assistance), and **Schedule AS** (Additional Surcharges and Surcredits). (L) (T)  
(L) (T)  
(D)  
|  
(D)
3. Fire sprinkler rates: A single-family residence with a meter size that has a "fire sprinkler" rate (listed above) is eligible for that rate if: (a) the customer is paying for service where a residential fire sprinkler system is required/requested to be installed by local fire or building codes; (b) a smaller meter would be large enough to provide adequate service in the absence of the additional demand needed to supply water to the system; (c) the sprinkler system is served through the meter providing residential water service; and (d) the customer requests the "fire sprinkler" rate. The Company may seek verification that the above criteria are met. This service will be considered a general metered service, and not a fire service, so the rules and conditions for general metered service shall apply. (N)  
|  
|  
|  
|  
(N)
4. Beginning July 1, 2015, as required by Section 792.5 of the Public Utilities Code, an increase in purchased water/pump tax of \$0.0235/Ccf for Tier 1 usage and \$0.0286/Ccf for Tier 2 usage, relative to the purchased water/pump tax costs adopted by Decision No. 14-08-011, and an associated revenue increase of 0.5%, are being tracked in a balancing account. (N)  
|  
(N)

(To be inserted by utility)  
 Advice Letter No. 2183-A  
 Decision No. \_\_\_\_\_

Issued by  
**PAUL G. TOWNSLEY**  
NAME  
**Vice President**  
TITLE

(To be inserted by Cal. P.U.C.)  
 Date Filed \_\_\_\_\_  
 Effective \_\_\_\_\_  
 Resolution No. \_\_\_\_\_



Schedule No. EL-1-NR  
East Los Angeles Tariff Area  
NONRESIDENTIAL METERED SERVICE

This tariff has been filed with the California Public Utilities Commission and is effective 7/1/15, subject to refund until final Commission approval.

APPLICABILITY

Applicable to all metered water service except that provided to single-family residential customers.

TERRITORY

East Los Angeles, Commerce and vicinity, Los Angeles County.

RATES

Quantity Rates:

For all meter sizes, per 100 cubic feet ..... \$3.4903 (I)

Service Charge:		Per Meter Per Month	
For .....	5/8 x 3/4 - inch meter	\$18.11	(I)
For .....	3/4 - inch meter	\$26.64	
For .....	1 - inch meter	\$45.28	
For .....	1-1/2 - inch meter	\$90.55	
For .....	2 - inch meter	\$144.88	
For .....	3 - inch meter	\$271.66	
For .....	4 - inch meter	\$452.76	
For .....	6 - inch meter	\$816.35	
For .....	8 - inch meter	\$1,232.96	
For .....	10 - inch meter	\$2,082.69	
For .....	12 - inch meter	\$2,930.57	
For .....	14 - inch meter	\$3,996.23	(I)

The service charge is a readiness-to-serve charge which is applicable to all metered service and to which is added the charge for water used computed at the quantity rates.

SPECIAL CONDITIONS

- All bills are subject to the following tariff schedules: **Schedule UF** (CPUC reimbursement fee) and applicable surcharges and surcredits on **Schedule RSF** (Rate Support Fund), **Schedule LIRA** (Low-Income Ratepayer Assistance), and **Schedule AS** (Additional Surcharges and Surcredits). (L) (T)
- Qualifying non-profit group living facilities, agricultural employee housing facilities, and migrant farm worker housing centers are eligible for credits as shown on Schedule LIRA. (L) (T)
- Beginning July 1, 2015, as required by Section 792.5 of the Public Utilities Code, an increase in purchased water of \$0.0259/Ccf, relative to the purchased water costs adopted by Decision No. 14-08-011, and an associated revenue increase of 0.5%, are being tracked in a reserve account. (D) (N)

Schedule No. KC-1-R

King City Tariff Area

RESIDENTIAL METERED SERVICE

This tariff has been filed with the California Public Utilities Commission and is effective 4/15/15, subject to refund until final Commission approval.

APPLICABILITY

Applicable to all metered water service provided to single-family residential customers.

TERRITORY

King City and vicinity, Monterey County.

RATES

Quantity Rates:

For the first 1,100 cubic feet, per 100 cubic feet.....	\$2.6170
For the next 1,000 cubic feet, per 100 cubic feet.....	\$2.8703
For all over 2,100 cubic feet, per 100 cubic feet.....	\$3.3768

Service Charge:

		<u>Per Meter</u> <u>Per Month</u>
For .....	5/8 x 3/4 - inch meter	\$20.91
For .....	3/4 - inch meter	\$31.36
For .....	1 - inch meter	\$52.26
For .....	1-1/2 - inch meter	\$104.53
For .....	2 - inch meter	\$167.24
For .....	3 - inch meter	\$313.58
For .....	4 - inch meter	\$522.64
For .....	6 - inch meter	\$979.96
For .....	8 - inch meter	\$1,539.94
For .....	10 - inch meter	\$2,404.14
For .....	12 - inch meter	\$3,449.41
For .....	14 - inch meter	\$4,703.74

The service charge is a readiness-to-serve charge which is applicable to all metered service and to which is added the charge for water used computed at the quantity rates.

SPECIAL CONDITIONS

- All bills are subject to the following tariff schedules: **Schedule UF** (CPUC reimbursement fee) and applicable surcharges and surcredits on **Schedule RSF** (Rate Support Fund), **Schedule LIRA** (Low-Income Ratepayer Assistance), and **Schedule AS** (Additional Surcharges and Surcredits). (L) (T)
- Qualifying low-income individually metered residential customers are eligible for credits as shown on Schedule LIRA. (L) (T)

( D )

(To be inserted by utility)

Issued by

(To be inserted by Cal. P.U.C.)

Advice Letter No. 2161

**PAUL G. TOWNSLEY**

Date Filed \_\_\_\_\_

Decision No. -

Vice President  
TITLE

Effective \_\_\_\_\_

Resolution No. -

Schedule No. KC-1-NR

King City Tariff Area

NONRESIDENTIAL METERED SERVICE

This tariff has been filed with the California Public Utilities Commission and is effective 4/15/15, subject to refund until final Commission approval.

APPLICABILITY

Applicable to all metered water service except that provided to single-family residential customers.

TERRITORY

King City and vicinity, Monterey County.

RATES

Quantity Rates:

For meter sizes up to 6 inches, per 100 cubic feet .....	\$3.0206
For meter sizes 8 inches and above, per 100 cubic feet.....	\$3.0206

Service Charge:		Per Meter Per Month
For .....	5/8 x 3/4 - inch meter	\$18.68
For .....	3/4 - inch meter	\$28.02
For .....	1 - inch meter	\$46.69
For .....	1-1/2 - inch meter	\$93.39
For .....	2 - inch meter	\$149.42
For .....	3 - inch meter	\$280.17
For .....	4 - inch meter	\$466.94
For .....	6 - inch meter	\$875.30
For .....	8 - inch meter	\$1,375.48
For .....	10 - inch meter	\$2,147.95
For .....	12 - inch meter	\$3,081.84
For .....	14 - inch meter	\$4,202.50

The service charge is a readiness-to-serve charge which is applicable to all metered service and to which is added the charge for water used computed at the quantity rates.

SPECIAL CONDITIONS

1. All bills are subject to the following tariff schedules: **Schedule UF** (CPUC reimbursement fee) and **applicable** surcharges and surcredits on **Schedule RSF** (Rate Support Fund), **Schedule LIRA** (Low-Income Ratepayer Assistance), and **Schedule AS** (Additional Surcharges and Surcredits). (L) (T)
2. Qualifying non-profit group living facilities, agricultural employee housing facilities, and migrant farm worker housing centers are eligible for credits as shown on Schedule LIRA. (L) (T)

( D )

(To be inserted by utility)  
 Advice Letter No. 2161  
 Decision No. -

Issued by  
**PAUL G. TOWNSLEY**  
NAME  
**Vice President**  
TITLE

(To be inserted by Cal. P.U.C.)  
 Date Filed \_\_\_\_\_  
 Effective \_\_\_\_\_  
 Resolution No. -

Schedule No. KRV-SQ-1  
 Kern River Valley Tariff Area  
 (Squirrel Mountain Water Service Area)  
GENERAL METERED SERVICE

This tariff has been filed with the California Public Utilities Commission and is effective 4/15/15, subject to refund until final Commission approval.

APPLICABILITY

Applicable to all metered water service.

TERRITORY

Squirrel Mountain and vicinity, located in the unincorporated area south of Mountain Mesa on State Highway 178, five miles east of Lake Isabella in Kern County.

RATES

Quantity Rates:

All water delivered, per 100 cu. ft. .... \$8.6002

Service Charge:	Per Meter Per Month	SDWBA Monthly Surcharge
For ..... 5/8 x 3/4 - inch meter	\$64.34	\$7.70
For ..... 3/4 - inch meter	\$96.51	\$11.55
For ..... Fire Sprinkler with 1 - inch meter	\$65.63	\$19.25
For ..... 1 - inch meter	\$160.86	\$19.25
For ..... 1-1/2 - inch meter	\$321.71	\$38.50
For ..... 2 - inch meter	\$514.74	\$61.60
For ..... 3 - inch meter	\$965.14	\$115.50
For ..... 4 - inch meter	\$1,608.56	\$192.50

The service charge is a readiness-to-serve charge which is applicable to all metered service and to which is added the charge for water used computed at the quantity rate.

SPECIAL CONDITIONS

1. The SDWBA (Safe Drinking Water Bond Act) surcharge is in addition to the water bill. This surcharge must be identified on each bill. This surcharge is specifically for the repayment of the California SDWBA loan as authorized by Decision 94-07-023.
2. Qualifying low-income individually metered residential customers are eligible for credits as shown on Schedule LIRA.
3. All bills are subject to the following tariff schedules: **Schedule UF** (CPUC reimbursement fee) and applicable surcharges and surcredits on **Schedule RSF** (Rate Support Fund), **Schedule LIRA** (Low-Income Ratepayer Assistance), and **Schedule AS** (Additional Surcharges and Surcredits).
4. Fire sprinkler rates: A single-family residence with a meter size that has a "fire sprinkler" rate (listed above) is eligible for that rate if: (a) the customer is paying for service where a residential fire sprinkler system is required/requested to be installed by local fire or building codes; (b) a smaller meter would be large enough to provide adequate service in the absence of the additional demand needed to supply water to the system; (c) the sprinkler system is served through the meter providing residential water service; and (d) the customer requests the "fire sprinkler" rate. The Company may seek verification that the above criteria are met. This service will be considered a general metered service, and not a fire service, so the rules and conditions for general metered service shall apply.

(D)

(To be inserted by utility)  
 Advice Letter No. 2162-A  
 Decision No. -

Issued by  
**PAUL G. TOWNSLEY**  
NAME  
**Vice President**  
TITLE

(To be inserted by Cal. P.U.C.)  
 Date Filed \_\_\_\_\_  
 Effective \_\_\_\_\_  
 Resolution No. -

Schedule No. KRV-AR-1  
 Kern River Valley Tariff Area  
 (Arden Water Service Area)  
GENERAL METERED SERVICE

This tariff has been filed with the California Public Utilities Commission and is effective 4/15/15, subject to refund until final Commission approval.

APPLICABILITY

Applicable to all metered water service.

TERRITORY

Wofford Heights and vicinity, located approximately two miles south of Kernville in Kern County.

RATES

Quantity Rates:

All water delivered, per 100 cu. ft. .... \$8.6002

Service Charge:

	Per Meter Per Month
For ..... 5/8 x 3/4 - inch meter	\$64.34
For ..... 3/4 - inch meter	\$96.51
For ..... Fire Sprinkler with 1 - inch meter	\$65.63
For ..... 1 - inch meter	\$160.86
For ..... 1-1/2 - inch meter	\$321.71
For ..... 2 - inch meter	\$514.74
For ..... 3 - inch meter	\$965.14
For ..... 4 - inch meter	\$1,608.56

The service charge is a readiness-to-serve charge which is applicable to all metered service and to which is added the charge for water used computed at the quantity rate.

SPECIAL CONDITIONS

1. Qualifying low-income individually metered residential customers are eligible for credits as shown on Schedule LIRA.
2. All bills are subject to the following tariff schedules: **Schedule UF** (CPUC reimbursement fee) and applicable surcharges and surcredits on **Schedule RSF** (Rate Support Fund), **Schedule LIRA** (Low-Income Ratepayer Assistance), and **Schedule AS** (Additional Surcharges and Surcredits).
3. Fire sprinkler rates: A single-family residence with a meter size that has a “fire sprinkler” rate (listed above) is eligible for that rate if: (a) the customer is paying for service where a residential fire sprinkler system is required/requested to be installed by local fire or building codes; (b) a smaller meter would be large enough to provide adequate service in the absence of the additional demand needed to supply water to the system; (c) the sprinkler system is served through the meter providing residential water service; and (d) the customer requests the “fire sprinkler” rate. The Company may seek verification that the above criteria are met. This service will be considered a general metered service, and not a fire service, so the rules and conditions for general metered service shall apply.

(D)

Schedule No. KRV-BD-1  
 Kern River Valley Tariff Area  
 (Bodfish Water Service Area)  
GENERAL METERED SERVICE

This tariff has been filed with the California Public Utilities Commission and is effective 4/15/15, subject to refund until final Commission approval.

APPLICABILITY

Applicable to all metered water service.

TERRITORY

The unincorporated area known as Bodfish and vicinity and a non-contiguous area known as Canyon Heights, Kern County.

RATES

Quantity Rates:

All water delivered, per 100 cu. ft. .... \$8.6002

Service Charge:		Per Meter
		Per Month
For .....	5/8 x 3/4 - inch meter	\$64.34
For .....	3/4 - inch meter	\$96.51
For .....	Fire Sprinkler with 1 - inch meter	\$65.63
For .....	1 - inch meter	\$160.86
For .....	1-1/2 - inch meter	\$321.71
For .....	2 - inch meter	\$514.74
For .....	3 - inch meter	\$965.14
For .....	4 - inch meter	\$1,608.56

The service charge is a readiness-to-serve charge which is applicable to all metered service and to which is added the charge for water used computed at the quantity rate.

SPECIAL CONDITIONS

1. In the event that a customer terminates service under this schedule and reinstates service at the same location within 12 months, there will be a reconnection charge equal to the minimum charge which would have been billed had the customer not terminated service.
2. Qualifying low-income individually metered residential customers are eligible for credits as shown on Schedule LIRA.
3. All bills are subject to the following tariff schedules: **Schedule UF** (CPUC reimbursement fee) and applicable surcharges and surcredits on **Schedule RSF** (Rate Support Fund), **Schedule LIRA** (Low-Income Ratepayer Assistance), and **Schedule AS** (Additional Surcharges and Surcredits).
4. Fire sprinkler rates: A single-family residence with a meter size that has a "fire sprinkler" rate (listed above) is eligible for that rate if: (a) the customer is paying for service where a residential fire sprinkler system is required/requested to be installed by local fire or building codes; (b) a smaller meter would be large enough to provide adequate service in the absence of the additional demand needed to supply water to the system; (c) the sprinkler system is served through the meter providing residential water service; and (d) the customer requests the "fire sprinkler" rate. The Company may seek verification that the above criteria are met. This service will be considered a general metered service, and not a fire service, so the rules and conditions for general metered service shall apply.
5. The established billing cycle for the Bodfish Water Service Area is every other month (bi-monthly).

(D)

(To be inserted by utility)

Issued by

(To be inserted by Cal. P.U.C.)

Advice Letter No. 2162

PAUL G. TOWNSLEY

Date Filed

Decision No. -

Vice President

Effective

Resolution No. -

Schedule No. KRV-KD-1  
 Kern River Valley Tariff Area  
 (Kernville Water Service Area)  
GENERAL METERED SERVICE

This tariff has been filed with the California Public Utilities Commission and is effective 4/15/15, subject to refund until final Commission approval.

APPLICABILITY

Applicable to all metered water service.

TERRITORY

The community of Kernville and vicinity, Kern County and James Water service area.

RATES

Quantity Rates:

All water delivered, per 100 cu. ft. .... \$8.6002

	Per Meter Per Month	SDWBA Monthly Surcharge
<b>Service Charge:</b>		
For ..... 5/8 x 3/4 - inch meter	\$64.34	\$5.46
For ..... 3/4 - inch meter	\$96.51	\$8.19
For ..... Fire Service 1 - inch meter	\$65.63	\$13.65
For ..... 1 - inch meter	\$160.86	\$13.65
For ..... 1-1/2 - inch meter	\$321.71	\$27.29
For ..... 2 - inch meter	\$514.74	\$43.66
For ..... 3 - inch meter	\$965.14	\$81.87
For ..... 4 - inch meter	\$1,608.56	\$136.45

The service charge is a readiness-to-serve charge which is applicable to all metered service and to which is added the charge for water used computed at the quantity rate.

SPECIAL CONDITIONS

1. The SDWBA (Safe Drinking Water Bond Act) surcharge is in addition to the water bill. This surcharge must be identified on each bill. This surcharge is specifically for the repayment of the California SDWBA loan as authorized by Decision 85-04-021.
2. Qualifying low-income individually metered residential customers are eligible for credits as shown on Schedule LIRA.
3. All bills are subject to the following tariff schedules: **Schedule UF** (CPUC reimbursement fee) and applicable surcharges and surcredits on **Schedule RSF** (Rate Support Fund), **Schedule LIRA** (Low-Income Ratepayer Assistance), and **Schedule AS** (Additional Surcharges and Surcredits).
4. Fire sprinkler rates: A single-family residence with a meter size that has a "fire sprinkler" rate (listed above) is eligible for that rate if: (a) the customer is paying for service where a residential fire sprinkler system is required/requested to be installed by local fire or building codes; (b) a smaller meter would be large enough to provide adequate service in the absence of the additional demand needed to supply water to the system; (c) the sprinkler system is served through the meter providing residential water service; and (d) the customer requests the "fire sprinkler" rate. The Company may seek verification that the above criteria are met. This service will be considered a general metered service, and not a fire service, so the rules and conditions for general metered service shall apply.

(D)

Schedule No. KRV-LK-1  
 Kern River Valley Tariff Area  
 (Lakeland Water Service Area)  
GENERAL METERED SERVICE

This tariff has been filed with the California Public Utilities Commission and is effective 4/15/15, subject to refund until final Commission approval.

APPLICABILITY

Applicable to all metered water service.

TERRITORY

The area known as Lakeland, Tracts No. 2412, 3035, 3036, 3108 and vicinity, located northeast of the community of Lake Isabella, Kern County.

RATES

Quantity Rates:

All water delivered, per 100 cu. ft. .... \$8.6002

Service Charge:

	Per Meter Per Month	SDWBA Monthly Surcharge
For ..... 5/8 x 3/4 - inch meter	\$64.34	\$11.00
For ..... 3/4 - inch meter	\$96.51	\$16.50
For ..... Fire Sprinkler with 1 - inch meter	\$65.63	\$27.51
For ..... 1 - inch meter	\$160.86	\$27.51
For ..... 1-1/2 - inch meter	\$321.71	\$55.01
For ..... 2 - inch meter	\$514.74	\$88.02
For ..... 3 - inch meter	\$965.14	\$165.04
For ..... 4 - inch meter	\$1,608.56	\$275.06

The service charge is a readiness-to-serve charge which is applicable to all metered service and to which is added the charge for water used computed at the quantity rate.

SPECIAL CONDITIONS

- The SDWBA (Safe Drinking Water Bond Act) surcharge is in addition to the water bill. This surcharge must be identified on each bill. This surcharge is specifically for the repayment of the California SDWBA loan as authorized by Decision 94-09-024.
- Qualifying low-income individually metered residential customers are eligible for credits as shown on Schedule LIRA.
- All bills are subject to the following tariff schedules: **Schedule UF** (CPUC reimbursement fee) and applicable surcharges and surcredits on **Schedule RSF** (Rate Support Fund), **Schedule LIRA** (Low-Income Ratepayer Assistance), and **Schedule AS** (Additional Surcharges and Surcredits).
- Fire sprinkler rates: A single-family residence with a meter size that has a "fire sprinkler" rate (listed above) is eligible for that rate if: (a) the customer is paying for service where a residential fire sprinkler system is required/requested to be installed by local fire or building codes; (b) a smaller meter would be large enough to provide adequate service in the absence of the additional demand needed to supply water to the system; (c) the sprinkler system is served through the meter providing residential water service; and (d) the customer requests the "fire sprinkler" rate. The Company may seek verification that the above criteria are met. This service will be considered a general metered service, and not a fire service, so the rules and conditions for general metered service shall apply.
- The established billing cycle for the Lakeland Water Service Area is every other month (bi-monthly).
- A one-time check or surcredit per service size are to be added to each bill on the effective date of the Advice Letter 2143 & 2143-A & 2143-B to eliminate the accumulated excess funds in the Safe Drinking Water Bond Act fiduciary account. The surcredit is based on the prorated time the customer resided in the service area. Previous customers will receive a refund check.

Meter Size	ONE time Surcredit
5/8 x 3/4- inch	\$ 85.89
3/4-inch	\$ 128.83
1-inch	\$ 214.72

(D)

(To be inserted by utility)

Issued by

(To be inserted by Cal. P.U.C.)

Advice Letter No. 2162

PAUL G. TOWNSLEY

Date Filed

Decision No. -

Vice President  
TITLE

Effective

Resolution No.



Schedule No. KRV-AO-1

Kern River Valley Tariff Area  
 (Mountain Shadows, Onyx, South Lake, Split Mountain Water Service Area)

This tariff has been filed with the California Public Utilities Commission and is effective 4/15/15, subject to refund until final Commission approval.

GENERAL METERED SERVICE

APPLICABILITY

Applicable to all metered water service without a specific SDWBA surcharge.

TERRITORY

The unincorporated area known as Mountain Shadows, Subdivision of Wofford Heights, approximately 4 miles southwest of the community of Kernville, Kern County. Onyx and vicinity, located approximately five miles northwest of Weldon, Kern County. Southlake and vicinity, located immediately south of State Highway 178, approximately four miles west of Weldon, Kern County. Tracts No. 3141, 3491 and along Evans Road between those tracts, located near Wofford Heights, Kern County.

RATES

Quantity Rates:

All water delivered, per 100 cu. ft. .... \$8.6002

Service Charge:		Per Meter Per Month
For .....	5/8 x 3/4 - inch meter	\$64.34
For .....	3/4 - inch meter	\$96.51
For .....	Fire Sprinkler with 1 - inch meter	\$65.63
For .....	1 - inch meter	\$160.86
For .....	1-1/2 - inch meter	\$321.71
For .....	2 - inch meter	\$514.74
For .....	3 - inch meter	\$965.14
For .....	4 - inch meter	\$1,608.56

The service charge is a readiness-to-serve charge which is applicable to all metered service and to which is added the charge for water used computed at the quantity rates.

SPECIAL CONDITIONS

1. Qualifying low-income individually metered residential customers are eligible for credits as shown on Schedule LIRA.
2. All bills are subject to the following tariff schedules: **Schedule UF** (CPUC reimbursement fee) and applicable surcharges and surcredits on **Schedule RSF** (Rate Support Fund), **Schedule LIRA** (Low-Income Ratepayer Assistance), and **Schedule AS** (Additional Surcharges and Surcredits).
3. Fire sprinkler rates: A single-family residence with a meter size that has a "fire sprinkler" rate (listed above) is eligible for that rate if: (a) the customer is paying for service where a residential fire sprinkler system is required/requested to be installed by local fire or building codes; (b) a smaller meter would be large enough to provide adequate service in the absence of the additional demand needed to supply water to the system; (c) the sprinkler system is served through the meter providing residential water service; and (d) the customer requests the "fire sprinkler" rate. The Company may seek verification that the above criteria are met. This service will be considered a general metered service, and not a fire service, so the rules and conditions for general metered service shall apply.
4. The established billing cycle for the South Lake Water Service Area is every other month (bi-monthly).

(D)

(To be inserted by utility)

Issued by

(To be inserted by Cal. P.U.C.)

Advice Letter No. 2162

PAUL G. TOWNSLEY

Date Filed

Decision No. -

Vice President

Effective

Schedule No. LS-1-R  
Los Altos-Surburan Tariff Area  
RESIDENTIAL METERED SERVICE

This tariff has been filed with the California Public Utilities Commission and is effective 7/1/15, subject to refund until final Commission approval.

APPLICABILITY

Applicable to all metered water service provided to single-family residential customers.

TERRITORY

Los Altos and vicinity, Santa Clara County.

RATES

Quantity Rates:

For the first 1,000 cubic feet, per 100 cubic feet.....	\$3.6804	( I )
For the next 1,700 cubic feet, per 100 cubic feet.....	\$3.9154	
For all over 2,700 cubic feet, per 100 cubic feet.....	\$4.6985	( I )

		Per Meter
		Per Month
Service Charge:		
For .....	5/8 x 3/4 - inch meter	\$17.34
For .....	3/4 - inch meter	\$26.00
For .....	Fire Sprinkler with 1 - inch meter	\$17.34
For .....	1 - inch meter	\$43.34
For .....	1-1/2 - inch meter	\$86.68
For .....	2 - inch meter	\$138.69
For .....	3 - inch meter	\$254.66
For .....	4 - inch meter	\$351.21
For .....	6 - inch meter	\$570.74
For .....	8 - inch meter	\$913.20
For .....	10 - inch meter	\$1,300.91
For .....	12 - inch meter	\$1,679.70
For .....	14 - inch meter	\$2,291.43

The service charge is a readiness-to-serve charge which is applicable to all metered service and to which is added the charge for water used computed at the quantity rates.

SPECIAL CONDITIONS

1. Customers who receive water deliveries for agricultural purposes under this schedule, and who present evidence to the utility that such deliveries qualify for the lower pump tax rates levied by Santa Clara Valley Water District for agricultural water, shall receive a credit of 50.1 cents per 100 cu. ft. on each water bill for the quantities of water used during the period covered by that bill.
2. All bills are subject to the following tariff schedules: **Schedule UF** (CPUC reimbursement fee) and applicable surcharges and surcredits on **Schedule RSF** (Rate Support Fund), **Schedule LIRA** (Low-Income Ratepayer Assistance), and **Schedule AS** (Additional Surcharges and Surcredits).
3. Fire sprinkler rates: A single-family residence with a meter size that has a "fire sprinkler" rate (listed above) is eligible for that rate if: (a) the customer is paying for service where a residential fire sprinkler system is required/requested to be installed by local fire or building codes; (b) a smaller meter would be large enough to provide adequate service in the absence of the additional demand needed to supply water to the system; (c) the sprinkler system is served through the meter providing residential water service; and (d) the customer requests the "fire sprinkler" rate. The Company may seek verification that the above criteria are met. This service will be considered a general metered service, and not a fire service, so the rules and conditions for general metered service shall apply. ( D )
4. Beginning July 1, 2015, as required by Section 792.5 of the Public Utilities Code, an increase in purchased water and pump tax costs of \$0.4842 per Ccf for Tier 1 usage, \$0.5151 per Ccf for Tier 2 usage, and \$0.6181 per Ccf for Tier 3 usage, relative to the costs adopted in D.14-08-011, and an associated revenue increase of 7.1%, are being tracked in a balancing account. ( N )

Schedule No. LS-1-NR  
Los Altos-Surburan Tariff Area  
NONRESIDENTIAL METERED SERVICE

This tariff has been filed with the California Public Utilities Commission and is effective 7/1/15, subject to refund until final Commission approval.

APPLICABILITY

Applicable to all metered water service except that provided to single-family residential customers.

TERRITORY

Los Altos and vicinity, Santa Clara County.

RATES

Quantity Rates:

For all meter sizes, per 100 cubic feet ..... \$4.0436 ( I )  
 ( D )

Service Charge:

		Per Meter Per Month
For .....	5/8 x 3/4 - inch meter	\$13.56
For .....	3/4 - inch meter	\$20.33
For .....	1 - inch meter	\$33.89
For .....	1-1/2 - inch meter	\$67.78
For .....	2 - inch meter	\$108.44
For .....	3 - inch meter	\$198.94
For .....	4 - inch meter	\$274.40
For .....	6 - inch meter	\$445.90
For .....	8 - inch meter	\$713.40
For .....	10 - inch meter	\$1,016.35
For .....	12 - inch meter	\$1,312.28
For .....	14 - inch meter	\$1,790.18

The service charge is a readiness-to-serve charge which is applicable to all metered service and to which is added the charge for water used computed at the quantity rates.

SPECIAL CONDITIONS

1. Customers who receive water deliveries for agricultural purposes under this schedule, and who present evidence to the utility that such deliveries qualify for the lower pump tax rates levied by Santa Clara Valley Water District for agricultural water, shall receive a credit of 50.1 cents per 100 cu. ft. on each water bill for the quantities of water used during the period covered by that bill.
2. All bills are subject to the following tariff schedules: **Schedule UF** (CPUC reimbursement fee) ( C )  
applicable surcharges and surcredits on **Schedule RSF** (Rate Support Fund), **Schedule LIRA** (Low-Income Ratepayer Assistance), and **Schedule AS** (Additional Surcharges and Surcredits). ( C )
3. Qualifying non-profit group living facilities, agricultural employee housing facilities, and migrant farm worker housing centers are eligible for credits as shown on Schedule LIRA. ( D )
4. Beginning July 1, 2015, as required by Section 792.5 of the Public Utilities Code, an increase in purchased water and pump tax costs of \$0.5320 per Ccf, relative to the costs adopted in D.14-08-011, and an associated revenue increase of 7.1%, are being tracked in a balancing account. ( N )  
 ( N )

This tariff has been filed with the California Public Utilities Commission and is effective 6/1/15, subject to refund until final Commission approval.

Schedule No. LV-1-R  
Livermore Tariff Area  
RESIDENTIAL METERED SERVICE

APPLICABILITY

Applicable to all metered water service provided to single-family residential customers.

TERRITORY

Livermore and vicinity, Alameda County.

RATES

Quantity Rates:

For the first 900 cubic feet, per 100 cubic feet.....	\$3.0776	(1)
For the next 1,400 cubic feet, per 100 cubic feet.....	\$3.2740	
For all over 2,300 cubic feet, per 100 cubic feet.....	\$3.9287	(1)

	Per Meter	
Service Charge:	Per Month	
For ..... 5/8 x 3/4 - inch meter	\$17.73	
For ..... 3/4 - inch meter	\$26.59	
For ..... 1 - inch meter	\$44.32	
For ..... 1-1/2 - inch meter	\$75.35	
For ..... 2 - inch meter	\$141.83	
For ..... 3 - inch meter	\$234.27	
For ..... 4 - inch meter	\$432.88	
For ..... 6 - inch meter	\$713.96	
For ..... 8 - inch meter	\$1,182.53	
For ..... 10 - inch meter	\$2,038.78	
For ..... 12 - inch meter	\$2,925.21	
For ..... 14 - inch meter	\$3,988.92	

The service charge is a readiness-to-serve charge which is applicable to all metered service and to which is added the charge for water used computed at the quantity rates.

SPECIAL CONDITIONS

1. Any service to a residential customer not exceeding two units who requires a 1-inch meter only because of fire flow requirements to a fire sprinkler system will be billed at the above 5/8 x 3/4 inch meter service charge plus a \$2.50 surcharge, which together equal \$20.23 per month.
2. All bills are subject to the reimbursement fees set forth on Schedule UF.
3. All bills are subject to any applicable surcharges/surcredits on Schedules RSF, LIRA and AS.
4. Qualifying low-income individually metered residential customers are eligible for credits as shown on Schedule LIRA.
5. Beginning June 1, 2015, as required by Section 792.5 of the Public Utilities Code, an increase in Purchased Water of \$0.0932 for the Tier 1 quantity rate, \$0.0991 for the Tier 2 quantity rate, and \$0.1190 for the Tier 3 quantity rate, relative to the Purchased Water costs adopted by Advice Letter 2156, and an associated revenue increase of 2.1%, are being tracked in a reserve account. (N)

This tariff has been filed with the California Public Utilities Commission and is effective 6/1/15, subject to refund until final Commission approval.

Schedule No. LV-1-NR  
Livermore Tariff Area  
NONRESIDENTIAL METERED SERVICE

APPLICABILITY

Applicable to all metered water service except that provided to single-family residential customers.

TERRITORY

Livermore and vicinity, Alameda County.

RATES

Quantity Rates:

For all meter sizes, per 100 cubic feet..... \$3.4021 ( I )

Service Charge:

		Per Meter Per Month
For .....	5/8 x 3/4 - inch meter	\$13.30
For .....	3/4 - inch meter	\$19.95
For .....	1 - inch meter	\$33.25
For .....	1-1/2 - inch meter	\$56.52
For .....	2 - inch meter	\$106.40
For .....	3 - inch meter	\$175.72
For .....	4 - inch meter	\$324.64
For .....	6 - inch meter	\$535.47
For .....	8 - inch meter	\$886.88
For .....	10 - inch meter	\$1,529.53
For .....	12 - inch meter	\$2,194.55
For .....	14 - inch meter	\$2,992.56

The service charge is a readiness-to-serve charge which is applicable to all metered service and to which is added the charge for water used computed at the quantity rate.

SPECIAL CONDITIONS

1. All bills are subject to the reimbursement fees set forth on Schedule UF.
2. All bills are subject to any applicable surcharges/surcredits on Schedules RSF, LIRA and AS.
3. Qualifying non-profit group living facilities, agricultural employee housing facilities, and migrant farm worker housing centers are eligible for credits as shown on Schedule LIRA.
4. Beginning June 1, 2015, as required by Section 792.5 of the Public Utilities Code, an increase in Purchased Water of \$0.1030/Ccf, relative to the Purchased Water costs adopted by Advice Letter 2156, and an associated revenue increase of 2.1%, are being tracked in a reserve account. ( N )

Schedule No. MR-1-R  
Marysville Tariff Area  
RESIDENTIAL METERED SERVICE

This tariff has been filed with the California Public Utilities Commission and is effective 4/15/15, subject to refund until final Commission approval.

APPLICABILITY

Applicable to all metered water service provided to single-family residential customers.

TERRITORY

Marysville and vicinity, Yuba County.

RATES

Quantity Rates:

For the first 900 cubic feet, per 100 cubic feet.....	\$2.0588
For the next 1,200 cubic feet, per 100 cubic feet.....	\$2.2379
For all over 2,100 cubic feet, per 100 cubic feet.....	\$2.5735

Service Charge:

	<u>Per Meter Per Month</u>
For ..... 5/8 x 3/4 - inch meter	\$20.68
For ..... 3/4 - inch meter	\$31.02
For ..... Fire Sprinkler with 1 - inch meter	\$21.92
For ..... 1 - inch meter	\$51.70
For ..... 1-1/2 - inch meter	\$103.40
For ..... 2 - inch meter	\$165.45
For ..... 3 - inch meter	\$310.21
For ..... 4 - inch meter	\$517.02
For ..... 6 - inch meter	\$1,034.04
For ..... 8 - inch meter	\$1,654.47
For ..... 10 - inch meter	\$2,378.30
For ..... 12 - inch meter	\$3,412.34
For ..... 14 - inch meter	\$4,653.19

The service charge is a readiness-to-serve charge which is applicable to all metered service and to which is added the charge for water used computed at the quantity rates.

SPECIAL CONDITIONS

1. Qualifying low-income individually metered residential customers are eligible for credits as shown on Schedule LIRA.
2. All bills are subject to the following tariff schedules: **Schedule UF** (CPUC reimbursement fee) and applicable surcharges and surcredits on **Schedule RSF** (Rate Support Fund), **Schedule LIRA** (Low-Income Ratepayer Assistance), and **Schedule AS** (Additional Surcharges and Surcredits).
3. Fire sprinkler rates: A single-family residence with a meter size that has a "fire sprinkler" rate (listed above) is eligible for that rate if: (a) the customer is paying for service where a residential fire sprinkler system is required/requested to be installed by local fire or building codes; (b) a smaller meter would be large enough to provide adequate service in the absence of the additional demand needed to supply water to the system; (c) the sprinkler system is served through the meter providing residential water service; and (d) the customer requests the "fire sprinkler" rate. The Company may seek verification that the above criteria are met. This service will be considered a general metered service, and not a fire service, so the rules and conditions for general metered service shall apply.

(D)

Schedule No. MR-1-NR  
Marysville Tariff Area  
NONRESIDENTIAL METERED SERVICE

This tariff has been filed with the California Public Utilities Commission and is effective 4/15/15, subject to refund until final Commission approval.

APPLICABILITY

Applicable to all metered water service except that provided to single-family residential customers.

TERRITORY

Marysville and vicinity, Yuba County.

RATES

Quantity Rates:

For all meter sizes, per 100 cubic feet..... \$2.2140

Service Charge:		Per Meter Per Month
For .....	5/8 x 3/4 - inch meter	\$17.94
For .....	3/4 - inch meter	\$26.91
For .....	1 - inch meter	\$44.84
For .....	1-1/2 - inch meter	\$89.68
For .....	2 - inch meter	\$143.49
For .....	3 - inch meter	\$269.05
For .....	4 - inch meter	\$448.42
For .....	6 - inch meter	\$896.84
For .....	8 - inch meter	\$1,434.95
For .....	10 - inch meter	\$2,062.74
For .....	12 - inch meter	\$2,959.58
For .....	14 - inch meter	\$4,035.79

The service charge is a readiness-to-serve charge which is applicable to all metered service and to which is added the charge for water used computed at the quantity rate.

SPECIAL CONDITIONS

1. All bills are subject to the following tariff schedules: **Schedule UF** (CPUC reimbursement fee) and **applicable** surcharges and surcredits on **Schedule RSF** (Rate Support Fund), **Schedule LIRA** (Low-Income Ratepayer Assistance), and **Schedule AS** (Additional Surcharges and Surcredits). (L) (T)
  2. Qualifying non-profit group living facilities, agricultural employee housing facilities, and migrant farm worker housing centers are eligible for credits as shown on Schedule LIRA. (L) (T)
- (D)

(To be inserted by utility)  
 Advice Letter No. 2162  
 Decision No. -

Issued by  
**PAUL G. TOWNSLEY**  
NAME  
**Vice President**  
TITLE

(To be inserted by Cal. P.U.C.)  
 Date Filed March 3, 2015  
 Effective March 17, 2015  
 Resolution No. -

Schedule No. MR-2R

Marysville Tariff Area  
RESIDENTIAL FLAT RATE SERVICE

This tariff has been filed with the California Public Utilities Commission and is effective 4/15/15, subject to refund until final Commission approval.

APPLICABILITY

Applicable to all flat rate residential water service.

TERRITORY

Marysville and vicinity, Yuba County.

RATES

	Per Service Connection per Month
For a single-family residential unit, including premises having the following areas:	
6,000 sq. ft., or less .....	\$66.93
6,001 to 10,000 sq. ft. ....	\$80.77
10,001 to 16,000 sq. ft. ....	\$99.57
16,001 to 25,000 sq. ft. ....	\$126.45
For each additional single-family residential unit on the same premises and served from the same service connection .....	\$47.80

SPECIAL CONDITIONS

1. The above flat rates apply to service connections not larger than one inch in diameter.
2. All service not covered by the above classifications shall be furnished only on a metered basis.
3. For service covered by the above classifications, if the utility or the customer so elects, a meter shall be installed and service provided under Schedule No. MR-1-R, Residential Metered Service.
4. This Schedule is closed to all new connections as of Jan 20, 1992, the effective date of Tariff Sheet No. 4336-W.
5. All bills are subject to the following tariff schedules: **Schedule UF** (CPUC reimbursement fee) and **applicable** surcharges and surcredits on **Schedule RSF** (Rate Support Fund), **Schedule LIRA** (Low-Income Ratepayer Assistance), and **Schedule AS** (Additional Surcharges and Surcredits). (L) (T)  
 (L) (T)  
 (L) (T)
6. Qualifying low-income flat rate residential customers are eligible for credits as shown on Schedule LIRA. (D)

(To be inserted by utility)

Advice Letter No. 2162  
 Decision No. -

Issued by

PAUL G. TOWNSLEY  
NAME  
Vice President  
TITLE

(To be inserted by Cal. P.U.C.)

Date Filed \_\_\_\_\_  
 Effective \_\_\_\_\_  
 Resolution No. -



Schedule No. OR-1-R

Oroville Tariff Area

RESIDENTIAL METERED SERVICE

This tariff has been filed with the California Public Utilities Commission and is effective 4/15/15, subject to refund until final Commission approval.

APPLICABILITY

Applicable to all metered water service provided to single-family residential customers.

TERRITORY

Oroville and vicinity, Butte County.

RATES

Quantity Rates:

For the first 800 cubic feet, per 100 cubic feet.....	\$2.4477
For the next 1,400 cubic feet, per 100 cubic feet.....	\$2.6281
For all over 2,200 cubic feet, per 100 cubic feet.....	\$3.0920

Service Charge:		Per Meter Per Month
For .....	5/8 x 3/4 - inch meter	\$31.19
For .....	3/4 - inch meter	\$46.79
For .....	Fire Sprinkler with 1 - inch meter	\$32.44
For .....	1 - inch meter	\$61.07
For .....	1-1/2 - inch meter	\$123.82
For .....	2 - inch meter	\$158.27
For .....	3 - inch meter	\$293.84
For .....	4 - inch meter	\$405.06
For .....	6 - inch meter	\$665.54
For .....	8 - inch meter	\$991.06
For .....	10 - inch meter	\$3,586.90
For .....	12 - inch meter	\$5,146.42
For .....	14 - inch meter	\$7,017.85

The service charge is a readiness-to-serve charge which is applicable to all metered service and to which is added the charge for water used computed at the quantity rates.

SPECIAL CONDITIONS

1. Qualifying low-income individually metered residential customers are eligible for credits as shown on Schedule LIRA.
2. All bills are subject to the following tariff schedules: **Schedule UF** (CPUC reimbursement fee) and applicable surcharges and surcredits on **Schedule RSF** (Rate Support Fund), **Schedule LIRA** (Low-Income Ratepayer Assistance), and **Schedule AS** (Additional Surcharges and Surcredits).
3. Fire sprinkler rates: A single-family residence with a meter size that has a "fire sprinkler" rate (listed above) is eligible for that rate if: (a) the customer is paying for service where a residential fire sprinkler system is required/requested to be installed by local fire or building codes; (b) a smaller meter would be large enough to provide adequate service in the absence of the additional demand needed to supply water to the system; (c) the sprinkler system is served through the meter providing residential water service; and (d) the customer requests the "fire sprinkler" rate. The Company may seek verification that the above criteria are met. This service will be considered a general metered service, and not a fire service, so the rules and conditions for general metered service shall apply.

( D )

Schedule No. OR-1-NR

Oroville Tariff Area

NONRESIDENTIAL METERED SERVICE

This tariff has been filed with the California Public Utilities Commission and is effective 4/15/15, subject to refund until final Commission approval.

APPLICABILITY

Applicable to all metered water service except that provided to single-family residential customers.

TERRITORY

Oroville and vicinity, Butte County.

RATES

Quantity Rates:

For meter sizes up to 7 inches, per 100 cubic feet .....	\$2.5944
For meter sizes 8 inches and above, per 100 cubic feet.....	\$2.5944

Service Charge:		Per Meter Per Month
For .....	5/8 x 3/4 - inch meter	\$26.95
For .....	3/4 - inch meter	\$40.43
For .....	1 - inch meter	\$52.76
For .....	1-1/2 - inch meter	\$106.98
For .....	2 - inch meter	\$136.74
For .....	3 - inch meter	\$253.87
For .....	4 - inch meter	\$349.96
For .....	6 - inch meter	\$575.02
For .....	8 - inch meter	\$856.26
For .....	10 - inch meter	\$3,099.42
For .....	12 - inch meter	\$4,446.99
For .....	14 - inch meter	\$6,064.07

The service charge is a readiness-to-serve charge which is applicable to all metered service and to which is added the charge for water used computed at the quantity rates.

SPECIAL CONDITIONS

1. All bills are subject to the following tariff schedules: **Schedule UF** (CPUC reimbursement fee) and **applicable** surcharges and surcredits on **Schedule RSF** (Rate Support Fund), **Schedule LIRA** (Low-Income Ratepayer Assistance), and **Schedule AS** (Additional Surcharges and Surcredits).
 

(L)	(T)
(L)	(T)
(L)	(T)
2. Qualifying non-profit group living facilities, agricultural employee housing facilities, and migrant farm worker housing centers are eligible for credits as shown on Schedule LIRA.

(D)  
(D)

Schedule No. OR-2R

Oroville Tariff Area

RESIDENTIAL FLAT RATE SERVICE

This tariff was approved  
 by the California Public  
 Utilities Commission.  
 Original stamped versions  
 are available upon request

APPLICABILITY

Applicable to all flat rate residential water service.

TERRITORY

Oroville and vicinity, Butte County.

RATES

	<u>Per</u> Service Connection	Per
For a single-family residential unit, including premises having the following areas:		
6,000 sq. ft., or less .....	\$72.90	(1)
6,001 to 10,000 sq. ft. ....	86.06	
10,001 to 16,000 sq. ft. ....	105.81	
16,001 to 25,000 sq. ft. ....	132.21	(1)
For each additional single-family residential unit on the same premises and served from the same service connection .....	51.56	(1)

SPECIAL CONDITIONS

1. The above flat rates apply to service connections not larger than one inch in diameter.
2. All service not covered by the above classifications shall be furnished only on a metered basis.
3. For service covered by the above classifications, if the utility or the customer so elects, a meter shall be installed and service provided under Schedule No. OR-1-R, Residential Metered Service.
4. This Schedule is closed to all new connections as of January 20, 1992, the effective date of Tariff Sheet No. 4336-W.
5. All bills are subject to the reimbursement fees set forth on Schedule UF.
6. All bills are subject to any applicable surcharges on Schedules RSF and LIRA-SC.
7. Qualifying low-income flat rate residential customers are eligible for credits as shown on Schedule LIRA.
8. A capital infrastructure surcharge of \$1.91 per service per month is to be added to each bill, beginning December 17, 2010, the effective date of Advice Letter 2010-A, as authorized in Decision 07-12-055.
9. A WRAM-MCBA true-up surcharge of \$0.0663 per service per month is to be applied to each bill for 24 months beginning April 14, 2011, the effective date of Advice Letter 2029-A.
10. A Water Conservation Expense Memorandum Account surcharge of \$1.35 per service per month is to be added to each bill for 12 months beginning February 2, 2012, the effective date of Advice Letter 2006-A, as authorized in Resolution W-4870.
11. A WRAM-MCBA true-up surcredit of \$0.7671 per service per month is to be applied to each bill for 18 months beginning May 3, 2012, the effective date of Advice Letter 2073-B.
12. A Temporary Interest Rate Balancing Account surcredit of \$0.30 per service per month will be applied to each bill for 12 months, beginning August 31, 2012, the effective date of Advice Letter 2084.
13. A Water Cost of Capital Memorandum Account surcredit of \$0.69 per service per month will be applied to each bill for 12 months, beginning September 1, 2012, the effective date of Advice Letter 2085.

Schedule No. OR-3M-I

Oroville Tariff Area

INTERRUPTIBLE IRRIGATION SERVICE

APPLICABILITY

Applicable to service of untreated water from the Powers Canal to irrigation districts and to irrigation or mining ditches, for uses including but not limited to the irrigation of vineyards, orchards and pasture lands.

TERRITORY

Lands located along the Powers Canal, between Coal Canyon Powerhouse and Cherokee Reservoir north of the city of Oroville, Butte County.

RATES

	<u>Per Miner's Inch Day</u>	
For all water delivered .....	\$2.7141	( I )

SPECIAL CONDITIONS

1. A miner's inch day is defined as the quantity of water equal to 1/40 of a cubic foot per second flowing continuously for a period of 24 hours.
2. All bills are subject to the reimbursement fees set forth on Schedule UF.
3. Service on this schedule is subject to interruption based on availability of water supplies in the Powers Canal. On Cal water's request, the customer will curtail use of water from the canal within two hours.

( D )

( D )

(To be inserted by utility)

*Issued by*

(To be inserted by Cal. P.U.C.)

Advice Letter No. 2136

PAUL G. TOWNSLEY

Date Filed \_\_\_\_\_

Decision No. 14-08-011

Vice President

Effective \_\_\_\_\_

Schedule No. OR-3M

Oroville Tariff Area

IRRIGATION SERVICE

APPLICABILITY

Applicable to service of untreated water from the Powers Canal to irrigation districts and to irrigation or mining ditches, for uses including but not limited to the irrigation of vineyards, orchards and pasture lands.

TERRITORY

Lands located along the Powers Canal, between Coal Canyon Powerhouse and Cherokee Reservoir north of the city of Oroville, Butte County.

RATES

	<u>Per Miner's Inch Day</u>	
For all water delivered .....	\$2.7141	( I )

SPECIAL CONDITIONS

1. A miner's inch day is defined as the quantity of water equal to 1/40 of a cubic foot per second flowing continuously for a period of 24 hours.
2. As of August 20, 2004, this schedule is closed to new connections. All customers seeking irrigation service from the Powers Canal should request service under Schedule OR-3M-Interruptible.
3. All bills are subject to the reimbursement fees set forth on Schedule UF.

( D )  
 ( D )

(To be inserted by utility)

Advice Letter No. 2136  
 Decision No. 14-08-011

*Issued by*

**PAUL G. TOWNSLEY**  
NAME  
 Vice President  
TITLE

(To be inserted by Cal. P.U.C.)

Date Filed \_\_\_\_\_  
 Effective \_\_\_\_\_  
 Resolution No. -

Schedule No. OR-2UL

Oroville Tariff Area

LIMITED FLAT RATE SERVICE

APPLICABILITY

Applicable to all flat rate residential water service.

TERRITORY

Oroville and vicinity, Butte County.

RATES

	<u>Per Miner's Inch Day</u>	
Alex Kosloff .....	\$28.80	( I )

SPECIAL CONDITIONS

1. Service under this schedule is limited to the above service which was being furnished as of January 1, 1955.
2. All bills are subject to the reimbursement fees set forth on Schedule UF.

( D )  
( D )

(To be inserted by utility)

Advice Letter No. 2136  
Decision No. 14-08-011

*Issued by*

PAUL G. TOWNSLEY  
NAME  
Vice President  
TITLE

(To be inserted by Cal. P.U.C.)

Date Filed \_\_\_\_\_  
Effective \_\_\_\_\_  
Resolution No. -

Schedule No. PV-1-R  
Palos Verdes Tariff Area  
RESIDENTIAL METERED SERVICE

This tariff has been filed with the California Public Utilities Commission and is effective 7/1/15, subject to refund until final Commission approval.

APPLICABILITY

Applicable to all metered water service provided to single-family residential customers.

TERRITORY

Palos Verdes Estates, Rolling Hills, Rolling Hills Estates, Lomita, Rancho Palos Verdes, and vicinity, Los Angeles County.

RATES

Quantity Rates:

For the first 1,500 cubic feet, per 100 cubic feet.....	\$3.8317	( I )
For the next 2,000 cubic feet, per 100 cubic feet.....	\$4.0981	
For all over 3,500 cubic feet, per 100 cubic feet.....	\$4.9178	( I )

Service Charge:

	Per Meter Per Month
For ..... 5/8 x 3/4 - inch meter	\$18.30
For ..... 3/4 - inch meter	\$27.45
For ..... Fire Sprinkler with 1 - inch meter	\$19.21
For ..... 1 - inch meter	\$45.75
For ..... 1-1/2 - inch meter	\$91.49
For ..... 2 - inch meter	\$146.39
For ..... 3 - inch meter	\$274.48
For ..... 4 - inch meter	\$457.47
For ..... 6 - inch meter	\$876.22
For ..... 8 - inch meter	\$1,372.80
For ..... 10 - inch meter	\$2,104.38
For ..... 12 - inch meter	\$3,019.32
For ..... 14 - inch meter	\$4,117.26

The service charge is a readiness-to-serve charge which is applicable to all metered service and to which is added the charge for water used computed at the quantity rates.

SPECIAL CONDITIONS

1. Qualifying low-income individually metered residential customers are eligible for credits as shown on **Schedule LIRA**. (L) (T)  
(L) (T)
2. All bills are subject to the following tariff schedules: **Schedule UF** (CPUC reimbursement fee) and applicable surcharges and surcredits on **Schedule RSF** (Rate Support Fund), **Schedule LIRA** (Low-Income Ratepayer Assistance), and **Schedule AS** (Additional Surcharges and Surcredits). (L) (T)  
| |  
(L) (T)  
(D)
3. Fire sprinkler rates: A single-family residence with a meter size that has a "fire sprinkler" rate (listed above) is eligible for that rate if: (a) the customer is paying for service where a residential fire sprinkler system is required/requested to be installed by local fire or building codes; (b) a smaller meter would be large enough to provide adequate service in the absence of the additional demand needed to supply water to the system; (c) the sprinkler system is served through the meter providing residential water service; and (d) the customer requests the "fire sprinkler" rate. The Company may seek verification that the above criteria are met. This service will be considered a general metered service, and not a fire service, so the rules and conditions for general metered service shall apply. (N)  
|  
|  
|  
|  
|  
|  
(N)
4. Beginning July 1, 2015, as required by Section 792.5 of the Public Utilities Code, an increase in purchased water and pump tax costs of \$0.1167 per Ccf for Tier 1 usage, \$0.1249 per Ccf for Tier 2 usage, and \$0.1498 per Ccf for Tier 3 usage, relative to the costs adopted in D.14-08-011, and an associated revenue increase of 2.5%, are being tracked in a balancing account. (N)  
|  
|  
(N)

Schedule No. PV-1-NR  
Palos Verdes Tariff Area  
NONRESIDENTIAL METERED SERVICE

This tariff has been filed with the California Public Utilities Commission and is effective 7/1/15, subject to refund until final Commission approval.

APPLICABILITY

Applicable to all metered water service except that provided to single-family residential customers.

TERRITORY

Palos Verdes Estates, Rolling Hills, Rolling Hills Estates, Lomita, Rancho Palos Verdes, and vicinity, Los Angeles County.

RATES

Quantity Rates:  
 For all meter sizes, per 100 cubic feet ..... \$4.1359 (I)

	Per Meter Per Month
Service Charge:	
For ..... 5/8 x 3/4 - inch meter	\$16.77
For ..... 3/4 - inch meter	\$25.16
For ..... 1 - inch meter	\$41.93
For ..... 1-1/2 - inch meter	\$83.85
For ..... 2 - inch meter	\$134.16
For ..... 3 - inch meter	\$251.55
For ..... 4 - inch meter	\$419.25
For ..... 6 - inch meter	\$803.52
For ..... 8 - inch meter	\$1,258.91
For ..... 10 - inch meter	\$1,928.57
For ..... 12 - inch meter	\$2,767.08
For ..... 14 - inch meter	\$3,773.29

The service charge is a readiness-to-serve charge which is applicable to all metered service and to which is added the charge for water used computed at the quantity rate.

SPECIAL CONDITIONS

1. All bills are subject to the following tariff schedules: **Schedule UF** (CPUC reimbursement fee) and applicable surcharges and surcredits on **Schedule RSF** (Rate Support Fund), **Schedule LIRA** (Low-Income Ratepayer Assistance), and **Schedule AS** (Additional Surcharges and Surcredits). (L) (T)
2. Qualifying non-profit group living facilities, agricultural employee housing facilities, and migrant farm worker housing centers are eligible for credits as shown on Schedule LIRA. (L) (T)
3. Beginning July 1, 2015, as required by Section 792.5 of the Public Utilities Code, an increase in purchased water and pump tax costs of \$0.1260 per Ccf, relative to the costs adopted by Decision No. 14-08-011, and an associated revenue increase of 2.5%, are being tracked in a balancing account. (D) (N)



Schedule No. PV-6  
Palos Verdes Tariff Area  
RECLAIMED METERED SERVICE

This tariff has been filed with the California Public Utilities Commission and is effective 7/1/15, subject to refund until final Commission approval.

APPLICABILITY

Applicable to all metered reclaimed water service

TERRITORY

Palos Verdes Estates, Rolling Hills, Rolling Hills Estates, Lomita, Rancho Palos Verdes and vicinity, Los Angeles County.

RATES

Quantity Rates:  
 Per 100 Cu. ft. .... \$2.9918 \* (I)

Service Change:	<u>Per Meter</u> <u>Per Month</u>
For.....5/8 x 3/4 - inch meter	\$22.37
For.....3/4 - inch meter	\$33.55
For.....1 - inch meter	\$55.92
For.....1-1/2 - inch meter	\$111.84
For.....2 - inch meter	\$178.94
For.....3 - inch meter	\$335.51
For.....4 - inch meter	\$559.18
For.....6 - inch meter	\$1,071.37
For.....8 - inch meter	\$1,678.53
For.....10 - inch meter	\$2,572.22
For.....12 - inch meter	\$3,690.58
For.....14 - inch meter	\$5,032.61

The service charge is a readiness-to-serve charge which is applicable to all metered service and to which is added the charge for water used computed at the quantity rate.

SPECIAL CONDITIONS

1. Recycled water will be supplied only as available from West Basin Municipal Water District.
2. As a condition of service under this schedule, all customers are required to comply with the Company's Rule 16, **Section D**, Reclaimed Water Service.
3. All bills are subject to the following tariff schedules: **Schedule UF** (CPUC reimbursement fee) and **applicable** surcharges and surcredits on **Schedule RSF** (Rate Support Fund), **Schedule LIRA** (Low-Income Ratepayer Assistance), and **Schedule AS** (Additional Surcharges and Surcredits).
 

(L)	(T)
(L)	(T)
	(D)
	(D)
	(D)
4. Beginning July 1, 2015, as required by Section 792.5 of the Public Utilities Code, an increase in purchased water of \$0.0.0911 per Ccf, relative to the purchased water costs adopted by Decision No. 14-08-011, and an associated revenue increase of 2.5%, are being tracked in a balancing account.
 

(N)
(N)

\*Reclaimed water customers that have signed a contract with the West Basin Municipal Water District (West Basin) for repayment of the conversion costs from potable to reclaimed water service will be charged the potable quantity rates while the contract is in effect. The Company will pay West Basin a percentage of the quantity rate revenues collected from reclaimed water customers billed at potable water rates. The percentage refunded represents the difference between the current West Basin wholesale potable water rate and the wholesale reclaimed water rate.

Schedule No. RV-AR-1  
 Redwood Valley Tariff Area  
 (Armstrong Division)  
GENERAL METERED SERVICE

This tariff has been filed with the California Public Utilities Commission and is effective 4/15/15, subject to refund until final Commission approval. (D)

APPLICABILITY

Applicable to all metered water service where furnished on an annual basis.

TERRITORY

The unincorporated community of Armstrong, Woods Valley, Lone Mountain Subdivision and vicinity, located approximately 1.5 miles north of the City limits of Guerneville, Sonoma County.

RATES

Quantity Rates:		
Per 100 Cu. ft. ....		\$13.5837
Service Charge:		
		Per Meter Per Month
For .....	5/8 x 3/4 - inch meter	\$66.97
For .....	3/4 - inch meter	\$100.46
For .....	1 - inch meter	\$167.43
For .....	1-1/2 - inch meter	\$334.85
For .....	2 - inch meter	\$535.76
For .....	3 - inch meter	\$1,004.55
For .....	4 - inch meter	\$1,674.26

The service charge is a readiness-to-serve charge which is applicable to all metered service and to which is added the charge for water used computed at the quantity rate.

SPECIAL CONDITIONS

1. The annual service charge applies to service during the twelve-month period commencing July 1, and is due in advance. If a permanent resident of the area has been a customer of the utility for at least twelve months, he may elect at the beginning of each year to pay prorated service charges in advance at intervals of less than one year in accordance with the utility's established billing cycle.
2. The opening bill for metered service, except from conversion from flat rate service, shall be the established annual service charge for the service. Where initial service is established after the first day of any year, the portion of such annual charge applicable to the current year shall be determined by multiplying the annual charge by one three-hundred-sixty-fifth (1/365) of the number of days remaining in the year. The balance of the payment of the initial annual charge shall be credited against the charges for the succeeding annual period. If service is not continued for at least one year after the period of initial service, no refund of the initial annual charges shall be due the customer.
3. The established billing cycle is every other month (bi-monthly). The billing cycle may be at longer intervals during the winter season.
4. In accordance with Section 2714 of the California Public Utilities Code, if a tenant in a rental unit leaves owing the company, service to subsequent tenants in that unit will, at the company's option, be furnished on the account of the landlord or property owner. (L)
5. Qualifying low-income individually metered and flat rate residential customers, non-profit group living facilities, agricultural employee housing facilities, and migrant farm worker housing centers are eligible for credits as shown on Schedule LIRA.
6. All bills are subject to the following tariff schedules: **Schedule UF** (CPUC reimbursement fee) and applicable surcharges and surcredits on **Schedule RSF** (Rate Support Fund), **Schedule LIRA** (Low-Income Ratepayer Assistance), and **Schedule AS** (Additional Surcharges and Surcredits). (L) (T)
7. Any service to a residential customer not exceeding two units who requires a 1-inch meter only because of fire flow requirements to a fire sprinkler system will be billed at the above 5/8 x 3/4-inch service charge plus a \$2.50 per month surcharge. (L) (T)
8. All bills are subject to the surcharges set forth on Schedule PB. (L) (T)

(To be inserted by utility)  
 Advice Letter No. 2161  
 Decision No. -

Issued by  
PAUL G. TOWNSLEY  
NAME  
Vice President  
TITLE

(To be inserted by Cal. P.U.C.)  
 Date Filed \_\_\_\_\_  
 Effective \_\_\_\_\_  
 Resolution No. -

Schedule No. RV-CS-1  
 Redwood Valley Tariff Area  
 (Coast Springs Division)  
GENERAL METERED SERVICE  
 (Page 1 of 2)

This tariff was approved by the CPUC. An original stamped version is available upon request.

APPLICABILITY

Applicable to all water service where furnished on an annual basis.

TERRITORY

Dillon Beach and vicinity, located approximately 4 miles west of Tomales, Marin County.

RATES

Quantity Rates:

Per 100 Cu. ft. .... \$41.3911 ( R )

Service Charge:	Per Meter Per Month	SRF Surcharge Per Meter Per Month
For ..... 5/8 x 3/4 - inch meter	\$67.38	\$10.48
For ..... 3/4 - inch meter	\$101.07	\$15.73
For ..... 1 - inch meter	\$168.45	\$26.21
For ..... 1-1/2 - inch meter	\$336.90	\$52.42
For ..... 2 - inch meter	\$539.04	\$83.87
For ..... 3 - inch meter	\$1,010.71	\$157.25
For ..... 4 - inch meter	\$1,684.51	\$262.09

The service charge is a readiness-to-serve charge which is applicable to all metered service and to which is added the charge for water used computed at the quantity rate.

SPECIAL CONDITIONS

1. The established billing cycle is every other month (bi-monthly).
2. Applicants requesting water service that would cause the Coast Springs water system to exceed 250 service connections, or such higher number of connections as DHS may subsequently allow under Coast Springs water system's domestic water supply permit, will be placed on a waiting list. Once additional service connections become available, applicants on the waiting list will be notified in the order they were received. Any previously accepted application for water service in the Coast Springs water system will be revoked if proof of a valid building permit is not provided within 18 months of acceptance of the application for water service or March 17, 2003, whichever is later. Applicants who have had their approval revoked in this manner will be placed at the end of the waiting list.
3. Any service to a residential customer not exceeding two units who requires a 1-inch meter only because of fire flow requirements to a fire sprinkler system will be billed at the above 5/8 x 3/4-inch meter service charge plus a \$2.50 surcharge.
4. All bills are subject to the reimbursement fees set forth on Schedule UF.
5. Two residential water connections are reserved for the property formerly owned by Cynthia Christopher and Geronima Belen and subsequently sold to the Saint Anthony's Monastery. Those two reserved connections are exempt from the requirement to provide a building permit within 18 months or be dropped from the approved service connections list.

Schedule No. RV-CS-1  
 Redwood Valley Tariff Area  
 (Coast Springs Division)  
GENERAL METERED SERVICE  
 (Page 2 of 2)

This tariff has been filed with the California Public Utilities Commission and is effective 4/15/15, subject to refund until final Commission approval.

SPECIAL CONDITIONS (Continued)

- 6. Qualifying low-income individually metered and flat rate residential customers, non-profit group living facilities, agricultural employee housing facilities, and migrant farm worker housing centers are eligible for credits as shown on Schedule LIRA.
- 7. All bills are subject to the following tariff schedules: **Schedule UF** (CPUC reimbursement fee) and **applicable** surcharges and surcredits on **Schedule RSF** (Rate Support Fund), **Schedule LIRA** (Low-Income Ratepayer Assistance), and **Schedule AS** (Additional Surcharges and Surcredits). (L) (T)
- 8. The SRF (State Revolving Fund) surcharge is in addition to the water bill. This surcharge shall be identified on each bill. The surcharge is specifically for the repayment of the California SDWBA loan authorized by Decision No. 06-04-031. (L) (T)
- 9. All bills are subject to the surcharges set forth on Schedule PB. (L) (T)
- 11. A one-time check or surcredit per service size are to be added to each bill on or after November 21, 2014, the effective date of Advice Letter 2141 & 2141-A to eliminate the accumulated excess funds in the Safe Drinking Water Bond Act fiduciary account. The surcredit is based on the prorated time the customer resided in the service area. Previous customers will receive a refund check. (L) (T)

Meter Size	ONE time Surcredit
5/8 x 3/4- inch	-\$51.51
3/4-inch	-\$77.26
1-inch	-\$128.77
1-1/2-inch	-\$257.55

(D)

(To be inserted by utility)

Advice Letter No. 2162

Decision No. -

Issued by

PAUL G. TOWNSLEY

NAME

Vice President

TITLE

(To be inserted by Cal. P.U.C.)

Date Filed \_\_\_\_\_

Effective \_\_\_\_\_

Resolution No. -

Schedule No. RV-HW-1  
 Redwood Valley Tariff Area  
 (Hawkins Division)  
GENERAL METERED SERVICE

This tariff has been filed with the California Public Utilities Commission and is effective 4/15/15, subject to refund until final Commission approval. ( D )

APPLICABILITY

Applicable to all metered water service.

TERRITORY

Broadmoor Acres Subdivision and vicinity near the intersection of Stony Point Road and Yuba Drive, Santa Rosa, Sonoma County.

RATES

Quantity Rates:

Per 100 Cu. ft. .... \$13.5837

Service Charge:

	Per Meter Per Month
For ..... 5/8 x 3/4 - inch meter	\$66.97
For ..... 3/4 - inch meter	\$100.46
For ..... 1 - inch meter	\$167.43
For ..... 1-1/2 - inch meter	\$334.85
For ..... 2 - inch meter	\$535.76
For ..... 3 - inch meter	\$1,004.55
For ..... 4 - inch meter	\$1,674.26

The service charge is a readiness-to-serve charge which is applicable to all metered service and to which is added the charge for water used computed at the quantity rate.

SPECIAL CONDITIONS

- |  |     |     |
|--|-----|-----|
|  | (L) | (L) |
| 1. In accordance with Section 2714 of the California Public Utilities Code, if a tenant in a rental unit leaves owing the company, service to subsequent tenants in that unit will, at the company's option, be furnished on the account of the landlord or property owner.  |     | (T) |
| 2. Qualifying low-income individually metered and flat rate residential customers, non-profit group living facilities, agricultural employee housing facilities, and migrant farm worker housing centers are eligible for credits as shown on Schedule LIRA.   |     | (T) |
| 3. All bills are subject to the following tariff schedules: <b>Schedule UF</b> (CPUC reimbursement fee) and <u>applicable</u> surcharges and surcredits on <b>Schedule RSF</b> (Rate Support Fund), <b>Schedule LIRA</b> (Low-Income Ratepayer Assistance), and <b>Schedule AS</b> (Additional Surcharges and Surcredits). | (L) | (T) |
|  | (L) | (T) |
|  | (L) | (T) |
| 4. Any service to a residential customer not exceeding two units who requires a 1-inch meter only because of fire flow requirements to a fire sprinkler system will be billed at the above 5/8 x 3/4-inch meter service charge plus a \$2.50 surcharge.  |     |     |
| 5. All bills are subject to the surcharges set forth on Schedule PB.   |     |     |
|  |     | (D) |
|  |     | (D) |
|  |     | (D) |

Schedule No. RV-LC-1  
 Redwood Valley Tariff Area  
 (Lucerne Division)  
GENERAL METERED SERVICE  
 (Page 1 of 2)

APPLICABILITY

Applicable to all metered water service

TERRITORY

The community of Lucerne in Lake County

RATES

Quantity Rates:

Per 100 Cu. ft. .... \$16.1403

Service Charge:

		Per Meter Per Month	Per Meter BI- Monthly
For .....	5/8 x 3/4 - inch meter	\$51.58	\$103.17
For .....	3/4 - inch meter	\$77.37	\$154.75
For .....	1 - inch meter	\$128.96	\$257.91
For .....	1-1/2 - inch meter	\$257.91	\$515.83
For .....	2 - inch meter	\$412.66	\$825.32
For .....	3 - inch meter	\$773.74	\$1,547.48
For .....	4 - inch meter	\$1,289.56	\$2,579.13
For .....	6 - inch meter	\$2,579.13	\$5,158.26

The service charge is a readiness-to-serve charge which is applicable to all metered service and to which is added the charge for water used computed at the quantity rate.

SURCHARGES FOR REPAYMENT OF LOANS

		SDWSRF Surcharge Per Meter Per Month (Special Condition #7)
For .....	5/8 x 3/4 - inch meter	\$17.35 (1)
For .....	3/4 - inch meter	\$26.02
For .....	1 - inch meter	\$43.36
For .....	1-1/2 - inch meter	\$86.73
For .....	2 - inch meter	\$138.76
For .....	3 - inch meter	\$260.18
For .....	4 - inch meter	\$433.63
For .....	6 - inch meter	\$867.26 (1)

SERVICE FEE FOR NEW SERVICE

		SDWSRF Surcharge Maximum Amount (Special Condition #2)
For .....	5/8 x 3/4 - inch meter	\$2,000.00
For .....	3/4 - inch meter	\$2,000.00
For .....	1 - inch meter	\$2,000.00
For .....	1-1/2 - inch meter	\$2,000.00
For .....	2 - inch meter	\$2,000.00
For .....	3 - inch meter	\$2,000.00
For .....	4 - inch meter	\$2,000.00
For .....	6 - inch meter	\$2,000.00
For mobile home park space .....		\$2,000.00

(To be inserted by utility)

Advice Letter No. 2147

Decision No. \_\_\_\_\_

Issued by

PAUL G. TOWNSLEY

Vice President

TITLE

(To be inserted by Cal. P.U.C.)

Date Filed November 4, 2014

Effective April 1, 2015

Resolution No. W-5022

Schedule No. RV-LC-1

Redwood Valley Tariff Area  
(Lucerne Division)  
GENERAL METERED SERVICE  
(Page 2 of 2)

This tariff has been filed with the California Public Utilities Commission and is effective 4/15/15, subject to refund until final Commission approval.

SPECIAL CONDITIONS

1. In accordance with Section 2714 of the California Public Utilities Code, if a tenant in a rental unit leaves owing the company, service to subsequent tenants in that unit will, at the company's option, be furnished on the account of the landlord or property owner.
2. The amount of the Service Fee for New Service shall be equal to the accumulated total of the monthly surcharge, which would have been applicable to such service from the effective date of surcharge implementation until the date of the new service. The accumulated service fee shall not exceed the maximum charges listed in the table above and shall only apply to previously unserved lots. The effective date for the SDWSRF service fee for new lots is January 11, 2010.
3. Qualifying low-income individually metered residential customers are eligible for credits as shown on Schedule LIRA.
4. All bills are subject to the following tariff schedules: **Schedule UF** (CPUC reimbursement fee) and applicable surcharges and surcredits on **Schedule RSF** (Rate Support Fund), **Schedule LIRA** (Low-Income Ratepayer Assistance), and **Schedule AS** (Additional Surcharges and Surcredits).
5. Fire sprinkler rates: A single-family residence with a meter size that has a "fire sprinkler" rate (listed above) is eligible for that rate if: (a) the customer is paying for service where a residential fire sprinkler system is required/requested to be installed by local fire or building codes; (b) a smaller meter would be large enough to provide adequate service in the absence of the additional demand needed to supply water to the system; (c) the sprinkler system is served through the meter providing residential water service; and (d) the customer requests the "fire sprinkler" rate. The Company may seek verification that the above criteria are met. This service will be considered a general metered service, and not a fire service, so the rules and conditions for general metered service shall apply.
6. The established billing cycle is every other month (bi-monthly).
7. The SDWSRF (Safe Drinking Water State Revolving Fund) monthly surcharge is in addition to the regular monthly metered water bill. The total monthly surcharge must be identified on each bill. This surcharge is specifically for the repayment of the California SDWSRF loan authorized by Decision 08-09-002.

(D)

(To be inserted by utility)

Advice Letter No. 2162

Decision No. -

Issued by

PAUL G. TOWNSLEY

NAME

Vice President

TITLE

(To be inserted by Cal. P.U.C.)

Date Filed \_\_\_\_\_

Effective \_\_\_\_\_

Resolution No. -

Schedule No. RV-NH-1  
 Redwood Valley Tariff Area  
 (Noel Heights Division)

**This tariff has been filed with the California Public Utilities Commission and is effective 4/15/15, subject to refund until final Commission approval.** (D)

GENERAL METERED SERVICE

APPLICABILITY

Applicable to all water service where furnished on an annual basis.

TERRITORY

The unincorporated area known as Noel Heights Subdivision, located on the east side of State Highway 116, approximately 2.5 miles southeasterly of the Guerneville City limits, Sonoma County

RATES

Quantity Rates:		
Per 100 Cu. ft. ....		\$13.5837
		Per Meter Per
Service Charge:		Month
For ..... 5/8 x 3/4 - inch meter		\$66.97
For ..... 3/4 - inch meter		\$100.46
For ..... 1 - inch meter		\$167.43
For ..... 1-1/2 - inch meter		\$334.85
For ..... 2 - inch meter		\$535.76
For ..... 3 - inch meter		\$1,004.55
For ..... 4 - inch meter		\$1,674.26

The service charge is a readiness-to-serve charge which is applicable to all metered service and to which is added the charge for water used computed at the quantity rate.

SPECIAL CONDITIONS

1. The annual service charge applies to service during the twelve-month period commencing July 1, and is due in advance. If a permanent resident of the area has been a customer of the utility for at least twelve months, he may elect at the beginning of each year to pay prorated service charges in advance at intervals of less than one year in accordance with the utility's established billing cycle.
2. The opening bill for metered service, except from conversion from flat rate service, shall be the established annual service charge for the service. Where initial service is established after the first day of any year, the portion of such annual charge applicable to the current year shall be determined by multiplying the annual charge by one three-hundred-sixty-fifth (1/365) of the number of days remaining in the year. The balance of the payment of the initial annual charge shall be credited against the charges for the succeeding annual period. If service is not continued for at least one year after the period of initial service, no refund of the initial annual charges shall be due the customer.
3. The established billing cycle is every other month (bi-monthly). The billing cycle may be at longer intervals during the winter season.
4. In accordance with Section 2714 of the California Public Utilities Code, if a tenant in a rental unit leaves owing the company, service to subsequent tenants in that unit will, at the company's option, be furnished on the account of the landlord or property owner.
5. All bills are subject to the following tariff schedules: **Schedule UF** (CPUC reimbursement fee) and (L) (T)  
applicable surcharges and surcredits on **Schedule RSF** (Rate Support Fund), **Schedule LIRA** (L) (T)  
 (Low-Income Ratepayer Assistance), and **Schedule AS** (Additional Surcharges and Surcredits). (L) (T)
6. Qualifying low-income individually metered and flat rate residential customers, non-profit group living facilities, agricultural employee housing facilities, and migrant farm worker housing centers are eligible for credits as shown on Schedule LIRA. (L)
7. Any service to a residential customer not exceeding two units who requires a 1-inch meter only because of fire flow requirements to a fire sprinkler system will be billed at the above 5/8 x 3/4-inch service charge plus a \$2.50 per month surcharge.
8. All bills are subject to the surcharges set forth on Schedule PB.

(To be inserted by utility)

Issued by

(To be inserted by Cal. P.U.C.)

Advice Letter No. 2161

**PAUL G. TOWNSLEY**

Date Filed \_\_\_\_\_

Decision No. -

NAME  
**Vice President**  
 TITLE

Effective \_\_\_\_\_

Resolution No. -



Schedule No. RV-RP-1  
 Redwood Valley Tariff Area  
 (Rancho Del Paradiso Division)

This tariff has been filed with the California Public Utilities Commission and is effective 4/15/15, subject to refund until final Commission approval.

(D)

GENERAL METERED SERVICE

APPLICABILITY

Applicable to all water service where furnished on an annual basis.

TERRITORY

The unincorporated area known as Rancho Del Paradiso Subdivision near Duncan Mills, Sonoma County.

RATES

Quantity Rates:

Per 100 cu. ft. .... \$13.5837

Service Charge:

	Per Meter Per Month	SDWBA Surcharge Per Meter Per Year
For ..... 5/8 x 3/4 - inch meter	\$66.97	\$62.00
For ..... 3/4 - inch meter	\$100.46	\$94.00
For ..... 1 - inch meter	\$167.43	\$156.00
For ..... 1-1/2 - inch meter	\$334.85	
For ..... 2 - inch meter	\$535.76	
For ..... 3 - inch meter	\$1,004.55	
For ..... 4 - inch meter	\$1,674.26	

The service charge is a readiness-to-serve charge which is applicable to all metered service and to which is added the charge for water used computed at the quantity rate.

SPECIAL CONDITIONS

1. The annual service charge applies to service during the twelve-month period commencing July 1, and is due in advance. If a permanent resident of the area has been a customer of the utility for at least twelve months, he may elect at the beginning of each year to pay prorated service charges in advance at intervals of less than one year in accordance with the utility's established billing cycle.
2. The opening bill for metered service, except from conversion from flat rate service, shall be the established annual service charge for the service. Where initial service is established after the first day of any year, the portion of such annual charge applicable to the current year shall be determined by multiplying the annual charge by one three-hundred-sixty-fifth (1/365) of the number of days remaining in the year. The balance of the payment of the initial annual charge shall be credited against the charges for the succeeding annual period. If service is not continued for at least one year after the period of initial service, no refund of the initial annual charges shall be due the customer.
3. The established billing cycle is every other month (bi-monthly). The billing cycle may be at longer intervals during the winter season.
4. The SDWBA (Safe Drinking Water Bond Act) surcharge is in addition to the water bill. This surcharge shall be identified (L) each bill. The surcharge is specifically for the repayment of the California SDWBA loan authorized by Decision No. 84-05 (L)
5. In accordance with Sec. 2714 of the CA Public Utilities Code, if a tenant in a rental unit leaves owing the company, service (L) subsequent tenants in that unit will, at the company's option, be furnished on the account of the landlord or property owner. (L)
6. Qualifying low-income individually metered and flat rate residential customers, non-profit group living facilities, agricultural (L) employee housing facilities, and migrant farm worker housing centers are eligible for credits as shown on Schedule LIRA. (L)
7. All bills are subject to the following tariff schedules: **Schedule UF** (CPUC reimbursement fee) and applicable surcharges (L) (T) and surcredits on **Schedule RSF** (Rate Support Fund), **Schedule LIRA** (Low-Income Ratepayer Assistance), and (L) (T) Schedule AS (Additional Surcharges and Surcredits). (L) (T)
8. Any service to a residential customer not exceeding two units who requires a 1-inch meter only because of fire flow requirement: (T) to a fire sprinkler system will be billed at the above 5/8 x 3/4-inch service charge plus a \$2.50 per month surcharge. (T)
9. All bills are subject to the surcharges set forth on Schedule PB.

(D)

(To be inserted by utility)

Issued by

(To be inserted by Cal. P.U.C.)

Advice Letter No. 2161

**PAUL G. TOWNSELEY**

Date Filed \_\_\_\_\_

Decision No. -

Vice President

Effective \_\_\_\_\_

Schedule No. SA-1-R  
 Salinas Tariff Area  
RESIDENTIAL METERED SERVICE

This tariff has been filed with the California Public Utilities Commission and is effective 7/1/15, subject to refund until final Commission approval.

APPLICABILITY

Applicable to all metered water service provided to single-family residential customers.

TERRITORY

Salinas and vicinity, Monterey County, including the Bolsa Knolls, Las Lomas, Oak Hills and the Buena Vista service area.

RATES

Quantity Rates:

For the first 600 cubic feet, per 100 cubic feet.....	\$2.4569	(I)
For the next 1,100 cubic feet, per 100 cubic feet.....	\$2.5862	
For all over 1,700 cubic feet, per 100 cubic feet.....	\$2.8966	(I)

Service Charge:	Per Meter Per Month	
For ..... 5/8 x 3/4 - inch meter	\$15.41	(I)
For ..... 3/4 - inch meter	\$23.11	
For ..... Fire Sprinkler with 1 - inch meter	\$16.49	
For ..... 1 - inch meter	\$38.52	
For ..... 1-1/2 - inch meter	\$77.04	
For ..... 2 - inch meter	\$123.27	
For ..... 3 - inch meter	\$231.13	
For ..... 4 - inch meter	\$385.22	
For ..... 6 - inch meter	\$770.44	
For ..... 8 - inch meter	\$1,200.14	
For ..... 10 - inch meter	\$1,772.02	
For ..... 12 - inch meter	\$2,542.46	
For ..... 14 - inch meter	\$3,466.99	(I)

The service charge is a readiness-to-serve charge which is applicable to all metered service and to which is added the charge for water used computed at the quantity rates.

SPECIAL CONDITIONS

1. Residential customers with 2-inch meters for fire sprinkler service only shall be charged the equivalent of a 5/8 x 3/4 - inch meter charge plus a 50% surcharge which together equal \$23.11 Determination of eligibility for this tariff condition will be determined by the utility at the customer's request.
2. All bills are subject to the following tariff schedules: **Schedule UF** (CPUC reimbursement fee) and **applicable** surcharges and surcredits on **Schedule RSF** (Rate Support Fund), **Schedule LIRA** (Low-Income Ratepayer Assistance), and **Schedule AS** (Additional Surcharges and Surcredits). (C)
4. Qualifying low-income individually metered residential customers are eligible for credits as shown on Schedule LIRA. (D)
5. Fire sprinkler rates: A single-family residence with a meter size that has a "fire sprinkler" rate (listed above) is eligible for that rate if: (a) the customer is paying for service where a residential fire sprinkler system is required/requested to be installed by local fire or building codes; (b) a smaller meter would be large enough to provide adequate service in the absence of the additional demand needed to supply water to the system; (c) the sprinkler system is served through the meter providing residential water service; and (d) the customer requests the "fire sprinkler" rate. The Company may seek verification that the above criteria are met. This service will be considered a general metered service, and not a fire service, so the rules and conditions for general metered service shall apply. The new fire sprinkler rate for 1-inch meters is listed above. The fire sprinkler rate for 2-inch meters is also listed above, and continues to be the equivalent of the 5/8 x 3/4-inch meter charge plus a 50% surcharge. (N)

(To be inserted by utility)  
 Advice Letter No. 2177  
 Decision No. \_\_\_\_\_

Issued by  
**PAUL G. TOWNSLEY**  
NAME  
**Vice President**  
TITLE

(To be inserted by Cal. P.U.C.)  
 Date Filed \_\_\_\_\_  
 Effective \_\_\_\_\_  
 Resolution No. \_\_\_\_\_

Schedule No. SA-1-NR  
Salinas Tariff Area  
NONRESIDENTIAL METERED SERVICE

This tariff has been filed with the California Public Utilities Commission and is effective 7/1/15, subject to refund until final Commission approval.

APPLICABILITY

Applicable to all metered water service except that provided to single-family residential customers

TERRITORY

Salinas and vicinity, Monterey County, including the Bolsa Knolls, Las Lomas, Oak Hills and the Buena Vista service area.

RATES

Quantity Rates:

For all meter sizes, per 100 cubic feet ..... \$2.5566 ( I )

Service Charge:

	Per Meter	
	Per Month	
For ..... 5/8 x 3/4 - inch meter	\$13.70	( I )
For ..... 3/4 - inch meter	\$20.55	
For ..... 1 - inch meter	\$34.24	
For ..... 1-1/2 - inch meter	\$68.49	
For ..... 2 - inch meter	\$109.58	
For ..... 3 - inch meter	\$205.47	
For ..... 4 - inch meter	\$342.45	
For ..... 6 - inch meter	\$684.89	
For ..... 8 - inch meter	\$1,066.78	
For ..... 10 - inch meter	\$1,575.25	
For ..... 12 - inch meter	\$2,260.14	
For ..... 14 - inch meter	\$3,082.02	( I )

The service charge is a readiness-to-serve charge which is applicable to all metered service and to which is added the charge for water used computed at the quantity rates.

SPECIAL CONDITIONS

1. All bills are subject to the following tariff schedules: **Schedule UF** (CPUC reimbursement fee) and applicable surcharges and surcredits on **Schedule RSF** (Rate Support Fund), **Schedule LIRA** (Low-Income Ratepayer Assistance), and **Schedule AS** (Additional Surcharges and Surcredits). ( C )
3. Qualifying non-profit group living facilities, agricultural employee housing facilities, and migrant farm worker housing centers are eligible for credits as shown on Schedule LIRA ( D )

Schedule No. ST-1-R  
Stockton Tariff Area  
RESIDENTIAL METERED SERVICE

This tariff has been filed with the California Public Utilities Commission and is effective 7/1/15, subject to refund until final Commission approval.

APPLICABILITY

Applicable to all metered water service provided to single-family residential customers.

TERRITORY

Stockton and vicinity, San Joaquin County.

RATES

Quantity Rates:

For the first 900 cubic feet, per 100 cubic feet.....	\$2.1912	(I)
For the next 1,100 cubic feet, per 100 cubic feet.....	\$2.3779	
For all over 2,000 cubic feet, per 100 cubic feet.....	\$2.7976	(I)

Service Charge:		Per Meter Per Month	
For .....	5/8 x 3/4 - inch meter	\$15.87	(I)
For .....	3/4 - inch meter	\$23.80	
For .....	Fire Sprinkler with 1 - inch meter	\$16.98	
For .....	1 - inch meter	\$39.67	
For .....	1-1/2 - inch meter	\$79.34	
For .....	2 - inch meter	\$126.95	
For .....	3 - inch meter	\$238.03	
For .....	4 - inch meter	\$396.72	
For .....	6 - inch meter	\$793.45	
For .....	8 - inch meter	\$1,269.52	
For .....	10 - inch meter	\$1,824.93	
For .....	12 - inch meter	\$2,618.38	
For .....	14 - inch meter	\$3,570.52	(I)

The service charge is a readiness-to-serve charge which is applicable to all metered service and to which is added the charge for water used computed at the quantity rates.

SPECIAL CONDITIONS

1. All bills are subject to the following tariff schedules: **Schedule UF** (CPUC reimbursement fee) and **applicable** surcharges and surcredits on **Schedule RSF** (Rate Support Fund), **Schedule LIRA** (Low-Income Ratepayer Assistance), and **Schedule AS** (Additional Surcharges and Surcredits). (C)
2. Qualifying low-income individually metered residential customers are eligible for credits as shown on Schedule LIRA. (D)
3. Fire sprinkler rates: A single-family residence with a meter size that has a "fire sprinkler" rate (listed above) is eligible for that rate if: (a) the customer is paying for service where a residential fire sprinkler system is required/requested to be installed by local fire or building codes; (b) a smaller meter would be large enough to provide adequate service in the absence of the additional demand needed to supply water to the system; (c) the sprinkler system is served through the meter providing residential water service; and (d) the customer requests the "fire sprinkler" rate. The Company may seek verification that the above criteria are met. This service will be considered a general metered service, and not a fire service, so the rules and conditions for general metered service shall apply. (N)

(To be inserted by utility)  
 Advice Letter No. 2176  
 Decision No. \_\_\_\_\_

Issued by  
**PAUL G. TOWNSLEY**  
NAME  
Vice President  
TITLE

(To be inserted by Cal. P.U.C.)  
 Date Filed \_\_\_\_\_  
 Effective \_\_\_\_\_  
 Resolution No. \_\_\_\_\_

Schedule No. ST-1-NR  
Stockton Tariff Area

NONRESIDENTIAL METERED SERVICE

This tariff has been filed with the California Public Utilities Commission and is effective 7/1/15, subject to refund until final Commission approval.

APPLICABILITY

Applicable to all metered water service except that provided to single-family residential customers.

TERRITORY

Stockton and vicinity, San Joaquin County.

RATES

Quantity Rates:

For the first 30,000 cubic feet, per 100 cubic feet.....	\$2.2565	( I )
For all over 30,000 cubic feet, per 100 cubic feet.....	\$2.2513	( I )

Service Charge:

		Per Meter Per Month	
For .....	5/8 x 3/4 - inch meter	\$12.27	( I )
For .....	3/4 - inch meter	\$18.41	
For .....	1 - inch meter	\$30.68	
For .....	1-1/2 - inch meter	\$61.36	
For .....	2 - inch meter	\$98.17	
For .....	3 - inch meter	\$184.08	
For .....	4 - inch meter	\$306.80	
For .....	6 - inch meter	\$613.59	
For .....	8 - inch meter	\$981.75	
For .....	10 - inch meter	\$1,411.26	
For .....	12 - inch meter	\$2,024.85	
For .....	14 - inch meter	\$2,761.17	( I )

The service charge is a readiness-to-serve charge which is applicable to all metered service and to which is added the charge for water used computed at the quantity rates.

SPECIAL CONDITIONS

1. All bills are subject to the following tariff schedules: **Schedule UF** (CPUC reimbursement fee) and **applicable** surcharges and surcredits on **Schedule RSF** (Rate Support Fund), **Schedule LIRA** (Low-Income Ratepayer Assistance), and **Schedule AS** (Additional Surcharges and Surcredits). ( C )  
 ( C )
2. Qualifying non-profit group living facilities, agricultural employee housing facilities, and migrant farm worker housing centers are eligible for credits as shown on Schedule LIRA. ( D )  
 ( D )

Schedule No. VS-1-R  
Visalia Tariff Area  
RESIDENTIAL METERED SERVICE

This tariff has been filed with the California Public Utilities Commission and is effective 4/15/15, subject to refund until final Commission approval.

APPLICABILITY

Applicable to all metered water service provided to single-family residential customers.

TERRITORY

Visalia and vicinity, Tulare County.

RATES

Quantity Rates:

For the first 1,100 cubic feet, per 100 cubic feet.....	\$1.3035
For the next 1,800 cubic feet, per 100 cubic feet.....	\$1.3301
For all over 2,900 cubic feet, per 100 cubic feet.....	\$1.4898

Service Charge:		Per Meter Per Month
For .....	5/8 x 3/4 - inch meter	\$10.13
For .....	3/4 - inch meter	\$15.19
For .....	Fire Sprinkler with 1 - inch meter	\$11.24
For .....	1 - inch meter	\$25.32
For .....	1-1/2 - inch meter	\$50.65
For .....	2 - inch meter	\$81.03
For .....	3 - inch meter	\$151.94
For .....	4 - inch meter	\$229.97
For .....	6 - inch meter	\$377.13
For .....	8 - inch meter	\$574.91
For .....	10 - inch meter	\$1,164.87
For .....	12 - inch meter	\$1,671.34
For .....	14 - inch meter	\$2,279.10

The service charge is a readiness-to-serve charge which is applicable to all metered service and to which is added the charge for water used computed at the quantity rates.

SPECIAL CONDITIONS

1. Qualifying low-income individually metered residential customers are eligible for credits as shown on Schedule LIRA.
2. All bills are subject to the following tariff schedules: **Schedule UF** (CPUC reimbursement fee) and applicable surcharges and surcredits on **Schedule RSF** (Rate Support Fund), **Schedule LIRA** (Low-Income Ratepayer Assistance), and **Schedule AS** (Additional Surcharges and Surcredits).
3. Fire sprinkler rates: A single-family residence with a meter size that has a "fire sprinkler" rate (listed above) is eligible for that rate if: (a) the customer is paying for service where a residential fire sprinkler system is required/requested to be installed by local fire or building codes; (b) a smaller meter would be large enough to provide adequate service in the absence of the additional demand needed to supply water to the system; (c) the sprinkler system is served through the meter providing residential water service; and (d) the customer requests the "fire sprinkler" rate. The Company may seek verification that the above criteria are met. This service will be considered a general metered service, and not a fire service, so the rules and conditions for general metered service shall apply.

(D)

Schedule No. VS-1-NR

Visalia Tariff Area

NONRESIDENTIAL METERED SERVICE

This tariff has been filed with the California Public Utilities Commission and is effective 4/15/15, subject to refund until final Commission approval.

APPLICABILITY

Applicable to all metered water service except that provided to single-family residential customers.

TERRITORY

Visalia and vicinity, Tulare County.

RATES

Quantity Rates:

For meter sizes up to 6 inches, per 100 cubic feet .....	\$1.4538
For meter sizes 8 inches and above, per 100 cubic feet.....	\$1.3301

Service Charge:		Per Meter Per Month
For .....	5/8 x 3/4 - inch meter	\$8.60
For .....	3/4 - inch meter	\$12.90
For .....	1 - inch meter	\$21.50
For .....	1-1/2 - inch meter	\$43.01
For .....	2 - inch meter	\$68.81
For .....	3 - inch meter	\$129.02
For .....	4 - inch meter	\$195.47
For .....	6 - inch meter	\$320.56
For .....	8 - inch meter	\$488.66
For .....	10 - inch meter	\$989.19
For .....	12 - inch meter	\$1,419.27
For .....	14 - inch meter	\$1,935.36

The service charge is a readiness-to-serve charge which is applicable to all metered service and to which is added the charge for water used computed at the quantity rates.

SPECIAL CONDITIONS

- All bills are subject to the following tariff schedules: **Schedule UF** (CPUC reimbursement fee) and applicable surcharges and surcredits on **Schedule RSF** (Rate Support Fund), **Schedule LIRA** (Low-Income Ratepayer Assistance), and **Schedule AS** (Additional Surcharges and Surcredits). (L) (T)
- Qualifying non-profit group living facilities, agricultural employee housing facilities, and migrant farm worker housing centers are eligible for credits as shown on Schedule LIRA. (L) (T)

( D )

(To be inserted by utility)

Issued by

(To be inserted by Cal. P.U.C.)

Advice Letter No. 2162

PAUL G. TOWNSLEY  
NAME

Date Filed                     

Decision No.                     

Vice President  
TITLE

Effective                     

Resolution No.

Schedule No. WL-1-R

Willows Tariff Area

RESIDENTIAL METERED SERVICE

This tariff has been filed with the California Public Utilities Commission and is effective 4/15/15, subject to refund until final Commission approval.

APPLICABILITY

Applicable to all residential metered water service.

TERRITORY

The City of Willows and vicinity, Glenn County.

RATES

Quantity Rates:

For the first 800 cubic feet, per 100 cubic feet.....	\$1.7081
For the next 1,700 cubic feet, per 100 cubic feet.....	\$1.8338
For all over 2,500 cubic feet, per 100 cubic feet.....	\$2.0678

Service Charge:

	Per Meter Per Month
For ..... 5/8 x 3/4 - inch meter	\$37.03
For ..... 3/4 - inch meter	\$47.57
For ..... Fire Sprinkler with 1 - inch meter	\$ 38.14
For ..... 1 - inch meter	\$71.24
For ..... 1-1/2 - inch meter	\$112.54
For ..... 2 - inch meter	\$157.71
For ..... 3 - inch meter	\$317.94
For ..... 4 - inch meter	\$473.09
For ..... 6 - inch meter	\$1,217.07
For ..... 8 - inch meter	\$1,756.44
For ..... 10 - inch meter	\$2,147.76
For ..... 12 - inch meter	\$3,081.12
For ..... 14 - inch meter	\$4,201.79

The service charge is a readiness-to-serve charge which is applicable to all metered service and to which is added the charge for water used computed at the quantity rates.

SPECIAL CONDITIONS

1. Qualifying low-income individually metered residential customers are eligible for credits as shown on Schedule LIRA. (L) (L)
2. All bills are subject to the following tariff schedules: **Schedule UF** (CPUC reimbursement fee) and **applicable** surcharges and surcredits on **Schedule RSF** (Rate Support Fund), **Schedule LIRA** (Low-Income Ratepayer Assistance), and **Schedule AS** (Additional Surcharges and Surcredits). (L) (T) (L) (T) (L) (T)
3. Fire sprinkler rates: A single-family residence with a meter size that has a "fire sprinkler" rate (listed above) is eligible for that rate if: (a) the customer is paying for service where a residential fire sprinkler system is required/requested to be installed by local fire or building codes; (b) a smaller meter would be large enough to provide adequate service in the absence of the additional demand needed to supply water to the system; (c) the sprinkler system is served through the meter providing residential water service; and (d) the customer requests the "fire sprinkler" rate. The Company may seek verification that the above criteria are met. This service will be considered a general metered service, and not a fire service, so the rules and conditions for general metered service shall apply.

(D)



Schedule No. WL-1-NR  
Willows Tariff Area  
NONRESIDENTIAL METERED SERVICE

This tariff has been filed with the California Public Utilities Commission and is effective 4/15/15, subject to refund until final Commission approval.

APPLICABILITY

Applicable to all nonresidential metered water service.

TERRITORY

The City of Willows and vicinity, Glenn County.

RATES

Quantity Rates:

For all meter sizes, per 100 cubic feet..... \$1.9783

Service Charge:

		Per Meter Per Month
For .....	5/8 x 3/4 - inch meter	\$33.21
For .....	3/4 - inch meter	\$42.65
For .....	1 - inch meter	\$63.88
For .....	1-1/2 - inch meter	\$100.92
For .....	2 - inch meter	\$141.43
For .....	3 - inch meter	\$285.12
For .....	4 - inch meter	\$424.27
For .....	6 - inch meter	\$1,091.44
For .....	8 - inch meter	\$1,575.13
For .....	10 - inch meter	\$1,926.07
For .....	12 - inch meter	\$2,763.08
For .....	14 - inch meter	\$3,768.08

The service charge is a readiness-to-serve charge which is applicable to all metered service and to which is added the charge for water used computed at the quantity rate.

SPECIAL CONDITIONS

1. All bills are subject to the following tariff schedules: **Schedule UF** (CPUC reimbursement fee) and applicable surcharges and surcredits on **Schedule RSF** (Rate Support Fund), **Schedule LIRA** (Low-Income Ratepayer Assistance), and **Schedule AS** (Additional Surcharges and Surcredits). (L) (T)  
(L) (T)  
(L) (T)
2. Qualifying non-profit group living facilities, agricultural employee housing facilities, and migrant farm worker housing centers are eligible for credits as shown on Schedule LIRA.

( D )

(To be inserted by utility)

*Issued by*

(To be inserted by Cal. P.U.C.)

Advice Letter No. 2161

PAUL G. TOWNSLEY

Date Filed \_\_\_\_\_

Decision No. -

Vice President  
TITLE

Effective \_\_\_\_\_

Resolution No. -

Schedule No. WL-2R

Willows Tariff Area

RESIDENTIAL FLAT RATE SERVICE

This tariff has been filed with the California Public Utilities Commission and is effective 4/15/15, subject to refund until final Commission approval.

APPLICABILITY

Applicable to all flat rate residential water service.

TERRITORY

The City of Willows and vicinity, Glenn County.

RATES

For a single-family residential unit, including premises having the following areas:	Per Service Connection per Month
6,000 sq. ft., or less .....	\$72.81
6,001 to 10,000 sq. ft. ....	\$87.05
10,001 to 16,000 sq. ft. ....	\$108.27
16,001 to 25,000 sq. ft. ....	\$144.77
For each additional single-family residential unit on the same premises and served from the same service connection .....	\$50.66

SPECIAL CONDITIONS

1. The above flat rates apply to service connections not larger than one inch in diameter.
2. All service not covered by the above classifications shall be furnished only on a metered basis.
3. For service covered by the above classifications, if the utility or the customer so elects, a meter shall be installed and service provided under Schedule No. WL-1-R, Residential Metered Service.
4. This Schedule is closed to all new connections as of Jan. 20, 1992, the effective date of Advice Letter No. 4339-W
5. All bills are subject to the following tariff schedules: **Schedule UF** (CPUC reimbursement fee) and applicable surcharges and surcredits on **Schedule RSF** (Rate Support Fund), **Schedule LIRA** (Low-Income Ratepayer Assistance), and **Schedule AS** (Additional Surcharges and Surcredits). (L) (T)  
 (L) (T)  
 (L) (T)
6. Qualifying low-income flat rate residential customers are eligible for credits as shown on Schedule LIRA. (D)

(To be inserted by utility)

Advice Letter No. 2161  
 Decision No. -

Issued by

PAUL G. TOWNSLEY  
NAME  
Vice President  
TITLE

(To be inserted by Cal. P.U.C.)

Date Filed \_\_\_\_\_  
 Effective \_\_\_\_\_  
 Resolution No. -

Schedule No. WK-1-R

Westlake Tariff Area

RESIDENTIAL METERED SERVICE

APPLICABILITY

Applicable to all metered water service provided to single-family residential customers.

TERRITORY

Westlake Village, in the southern part of Ventura County, within the City of Thousand Oaks and vicinity.

RATES

Quantity Rates:

For the first 1,300 cubic feet, per 100 cubic feet.....	\$3.7522
For the next 3,100 cubic feet, per 100 cubic feet.....	\$4.3600
For all over 4,400 cubic feet, per 100 cubic feet.....	\$4.7716

Service Charge:

	Per Meter	
	Per Month	
For ..... 5/8 x 3/4 - inch meter	\$26.23	
For ..... 3/4 - inch meter	\$39.34	
For ..... Fire Sprinkler with 1 - inch meter	\$27.28	( N )
For ..... 1 - inch meter	\$53.57	
For ..... 1-1/2 - inch meter	\$96.97	
For ..... 2 - inch meter	\$147.61	
For ..... 3 - inch meter	\$280.72	
For ..... 4 - inch meter	\$491.98	
For ..... 6 - inch meter	\$969.50	
For ..... 8 - inch meter	\$2,098.23	
For ..... 10 - inch meter	\$3,016.20	
For ..... 12 - inch meter	\$4,327.59	
For ..... 14 - inch meter	\$5,901.26	

The service charge is a readiness-to-serve charge which is applicable to all metered service and to which is added the charge for water used computed at the quantity rates.

SPECIAL CONDITIONS

1. Any designated reclaimed water customer who refuses reclaimed service shall be subject to an additional charge equivalent to 50% of the current Calleguas Municipal Water District (CMWD) potable water rate. This charge was instituted by Ordinance No. 17 of the CMWD on July 15, 1994, which calculates to \$1.5391 per Ccf.
2. Qualifying low-income individually metered residential customers are eligible for credits as shown on **Schedule LIRA**. (L) (T)  
(L) (T)
3. All bills are subject to the following tariff schedules: **Schedule UF** (CPUC reimbursement fee) and applicable surcharges and surcredits on **Schedule RSF** (Rate Support Fund), **Schedule LIRA** (Low-Income Ratepayer Assistance), and **Schedule AS** (Additional Surcharges and Surcredits). (L) (T)  
| |  
(L) (T)
4. Fire sprinkler rates: A single-family residence with a meter size that has a "fire sprinkler" rate (listed above) is eligible for that rate if: (a) the customer is paying for service where a residential fire sprinkler system is required/requested to be installed by local fire or building codes; (b) a smaller meter would be large enough to provide adequate service in the absence of the additional demand needed to supply water to the system; (c) the sprinkler system is served through the meter providing residential water service; and (d) the customer requests the "fire sprinkler" rate. The Company may seek verification that the above criteria are met. This service will be considered a general metered service, and not a fire service, so the rules and conditions for general metered service shall apply. (N)  
| |  
| |  
| |  
(N)

(To be inserted by utility)

Issued by

(To be inserted by Cal. P.U.C.)

Advice Letter No. 2179

**PAUL G. TOWNSLEY**

Date Filed \_\_\_\_\_

Decision No. 14-08-011

Vice President  
TITLE

Effective \_\_\_\_\_

Resolution No. -

Schedule No. WK-1-NR

Westlake Tariff Area

NONRESIDENTIAL METERED SERVICE

This tariff has been filed with the California Public Utilities Commission and is effective 4/15/15, subject to refund until final Commission approval.

APPLICABILITY

Applicable to all metered water service except that provided to single-family residential customers.

TERRITORY

Westlake Village, in the southern part of Ventura County, within the City of Thousand Oaks and vicinity.

RATES

Quantity Rates:

For all meter sizes, per 100 cubic feet..... \$3.6059

Service Charge:

	Per Meter
	Per Month
For ..... 5/8 x 3/4 - inch meter	\$24.29
For ..... 3/4 - inch meter	\$36.44
For ..... 1 - inch meter	\$49.64
For ..... 1-1/2 - inch meter	\$89.83
For ..... 2 - inch meter	\$136.74
For ..... 3 - inch meter	\$260.04
For ..... 4 - inch meter	\$455.75
For ..... 6 - inch meter	\$898.09
For ..... 8 - inch meter	\$1,943.39
For ..... 10 - inch meter	\$2,793.63
For ..... 12 - inch meter	\$4,008.25
For ..... 14 - inch meter	\$5,465.80

The service charge is a readiness-to-serve charge which is applicable to all metered service and to which is added the charge for water used computed at the quantity rate.

SPECIAL CONDITIONS

1. Any designated reclaimed water customer who refuses reclaimed service shall be subject to an additional charge equivalent to 50% of the current Calleguas Municipal Water District (CMWD) potable water rate. This charge was instituted by Ordinance No. 17 of the CMWD on July 15, 1994, which calculates to \$1.5391 per Ccf.
2. All bills are subject to the following tariff schedules: **Schedule UF** (CPUC reimbursement fee) and **applicable** surcharges and surcredits on **Schedule RSF** (Rate Support Fund), **Schedule LIRA** (Low-Income Ratepayer Assistance), and **Schedule AS** (Additional Surcharges and Surcredits). (L) (T)
3. Qualifying non-profit group living facilities, agricultural employee housing facilities, and migrant farm worker housing centers are eligible for credits as shown on Schedule LIRA. (L) (T)

(D)

(To be inserted by utility)  
 Advice Letter No. 2161  
 Decision No. -

Issued by  
**PAUL G. TOWNSLEY**  
NAME  
**Vice President**  
TITLE

(To be inserted by Cal. P.U.C.)  
 Date Filed \_\_\_\_\_  
 Effective \_\_\_\_\_  
 Resolution No. -

Schedule No. WK-6  
Westlake Tariff Area  
RECLAIMED METERED SERVICE

This tariff has been filed with the California Public Utilities Commission and is effective 4/15/15, subject to refund until final Commission approval.

APPLICABILITY

Applicable to all metered reclaimed water service

TERRITORY

Westlake Village, in the southern part of Ventura County, within the City of Thousand Oaks and vicinity.

RATES

Quantity Rates:			
Per 100 Cu. ft. ....		\$3.0928	( I )
Service Change:		Per Meter	
		Per Month	
For .....	5/8 x 3/4 - inch meter	\$24.73	( R )
For .....	3/4 - inch meter	\$37.09	
For .....	1 - inch meter	\$61.81	
For .....	1-1/2 - inch meter	\$123.60	
For .....	2 - inch meter	\$197.76	
For .....	3 - inch meter	\$370.88	
For .....	4 - inch meter	\$618.13	
For .....	6 - inch meter	\$1,236.02	
For .....	8 - inch meter	\$1,978.02	
For .....	10 - inch meter	\$2,843.40	
For .....	12 - inch meter	\$4,079.66	
For .....	14 - inch meter	\$5,563.18	( R )

The service charge is a readiness-to-serve charge which is applicable to all metered service and to which is added the charge for water used computed at the quantity rate.

SPECIAL CONDITIONS

1. Reclaimed water will be supplied only as available.
2. As a condition of service under this schedule, all customers are required to comply with the Company's Rule 16, **Section D**, Reclaimed Water Service.
3. All bills are subject to the reimbursement fees set forth on Schedule UF.
4. All bills are subject to any applicable surcharges/surcredits on Schedules RSF, LIRA and AS.

(D)

(To be inserted by utility)  
 Advice Letter No. 2161-A  
 Decision No. -

Issued by  
PAUL G. TOWNSLEY  
NAME  
Vice President  
TITLE

(To be inserted by Cal. P.U.C.)  
 Date Filed \_\_\_\_\_  
 Effective \_\_\_\_\_  
 Resolution No. -

# ATTACHMENT F

*This page intentionally left blank.*

Schedule No. AV-LEO-1-R  
 Antelope Valley Tariff Area  
 (Leona Valley Service Area)  
RESIDENTIAL METERED SERVICE

APPLICABILITY

Applicable to all metered water service provided to single-family residential customers.

TERRITORY

A portion of the community of Leona Valley and vicinity, Los Angeles County

RATES

Quantity Rates:

For the first 1,100 cubic feet, per 100 cubic feet.....	\$6.3083	(I)
For the next 3,400 cubic feet, per 100 cubic feet.....	\$7.0087	
For all over 4,500 cubic feet, per 100 cubic feet.....	\$8.4105	(I)

		Per Meter	
		Per Month	
Service Charge:			
For .....	5/8 x 3/4 - inch meter	\$73.65	(I)
For .....	3/4 - inch meter	\$110.48	
For .....	Fire Sprinkler with 1 - inch meter	\$75.12	
For .....	1 - inch meter	\$184.13	
For .....	1-1/2 - inch meter	\$368.26	
For .....	2 - inch meter	\$589.21	
For .....	3 - inch meter	\$1,104.77	
For .....	4 - inch meter	\$1,841.29	
For .....	6 - inch meter	\$3,682.57	
For .....	8 - inch meter	\$5,892.12	
For .....	10 - inch meter	\$8,469.92	
For .....	12 - inch meter	\$12,152.49	
For .....	14 - inch meter	\$16,571.57	(I)

The service charge is a readiness-to-serve charge which is applicable to all metered service and to which is added the charge for water used computed at the quantity rates.

SPECIAL CONDITIONS

1. Qualifying low-income individually metered residential customers are eligible for credits as shown on Schedule LIRA.
2. All bills are subject to the following tariff schedules: **Schedule UF** (CPUC reimbursement fee) and applicable surcharges and surcredits on **Schedule RSF** (Rate Support Fund), **Schedule LIRA** (Low-Income Ratepayer Assistance), and **Schedule AS** (Additional Surcharges and Surcredits).
3. Fire sprinkler rates: A single-family residence with a meter size that has a "fire sprinkler" rate (listed above) is eligible for that rate if: (a) the customer is paying for service where a residential fire sprinkler system is required/requested to be installed by local fire or building codes; (b) a smaller meter would be large enough to provide adequate service in the absence of the additional demand needed to supply water to the system; (c) the sprinkler system is served through the meter providing residential water service; and (d) the customer requests the "fire sprinkler" rate. The Company may seek verification that the above criteria are met. This service will be considered a general metered service, and not a fire service, so the rules and conditions for general metered service shall apply.

(To be inserted by utility)  
 Advice Letter No. \_\_\_\_\_  
 Decision No. \_\_\_\_\_

Issued by  
**PAUL G. TOWNSLEY**  
NAME  
 Vice President  
TITLE

(To be inserted by Cal. P.U.C.)  
 Date Filed \_\_\_\_\_  
 Effective \_\_\_\_\_  
 Resolution No. \_\_\_\_\_ -



Schedule No. AV-LEO-1-NR  
 Antelope Valley Tariff Area  
 (Leona Valley Service Area)  
NONRESIDENTIAL METERED SERVICE

APPLICABILITY

Applicable to all metered water service except that provided to single-family residential customers.

TERRITORY

A portion of the community of Leona Valley and vicinity, Los Angeles County

RATES

Quantity Rates:

For all meter sizes, per 100 cubic feet..... \$7.4310 (I)

Service Charge:

		Per Meter Per Month	
For .....	5/8 x 3/4 - inch meter	\$63.64	(I)
For .....	3/4 - inch meter	\$95.47	
For .....	1 - inch meter	\$159.11	
For .....	1-1/2 - inch meter	\$318.22	
For .....	2 - inch meter	\$509.15	
For .....	3 - inch meter	\$954.66	
For .....	4 - inch meter	\$1,591.10	
For .....	6 - inch meter	\$3,182.20	
For .....	8 - inch meter	\$5,091.52	
For .....	10 - inch meter	\$7,319.05	
For .....	12 - inch meter	\$10,501.25	
For .....	14 - inch meter	\$14,319.89	(I)

The service charge is a readiness-to-serve charge which is applicable to all metered service and to which is added the charge for water used computed at the quantity rate.

SPECIAL CONDITIONS

1. All bills are subject to the following tariff schedules: **Schedule UF** (CPUC reimbursement fee) and applicable surcharges and surcredits on **Schedule RSF** (Rate Support Fund), **Schedule LIRA** (Low-Income Ratepayer Assistance), and **Schedule AS** (Additional Surcharges and Surcredits).
2. Qualifying non-profit group living facilities, agricultural employee housing facilities, and migrant farm worker housing centers are eligible for credits as shown on Schedule LIRA.

(To be inserted by utility)

Advice Letter No. \_\_\_\_\_  
 Decision No. \_\_\_\_\_

Issued by

**PAUL G. TOWNSLEY**  
NAME  
 Vice President  
TITLE

(To be inserted by Cal. P.U.C.)

Date Filed \_\_\_\_\_  
 Effective \_\_\_\_\_  
 Resolution No. \_\_\_\_\_

Schedule No. AV-LAN-1-R

Antelope Valley Tariff Area

(Lancaster Service Area)

RESIDENTIAL METERED SERVICE

APPLICABILITY

Applicable to all metered water service provided to single-family residential customers.

TERRITORY

A portion of the community of Lancaster and vicinity, Los Angeles County.

RATES

Quantity Rates:

For the first 1,400 cubic feet, per 100 cubic feet.....	\$3.8863	(I)
For the next 4,200 cubic feet, per 100 cubic feet.....	\$4.1785	
For all over 5,600 cubic feet, per 100 cubic feet.....	\$5.0142	(I)

Service Charge:

	Per Meter Per Month	
For ..... 5/8 x 3/4 - inch meter	\$73.66	(I)
For ..... 3/4 - inch meter	\$110.49	
For ..... Fire Sprinkler with 1 - inch meter	\$55.70	
For ..... 1 - inch meter	\$184.16	
For ..... 1-1/2 - inch meter	\$368.31	
For ..... 2 - inch meter	\$589.30	
For ..... 3 - inch meter	\$1,104.94	
For ..... 4 - inch meter	\$1,841.56	
For ..... 6 - inch meter	\$3,683.13	
For ..... 8 - inch meter	\$5,893.01	
For ..... 10 - inch meter	\$8,471.20	
For ..... 12 - inch meter	\$12,154.33	
For ..... 14 - inch meter	\$16,574.08	(I)

The service charge is a readiness-to-serve charge which is applicable to all metered service and to which is added the charge for water used computed at the quantity rates.

SPECIAL CONDITIONS

1. Qualifying low-income individually metered residential customers are eligible for credits as shown on Schedule LIRA.
2. All bills are subject to the following tariff schedules: **Schedule UF** (CPUC reimbursement fee) and applicable surcharges and surcredits on **Schedule RSF** (Rate Support Fund), **Schedule LIRA** (Low-Income Ratepayer Assistance), and **Schedule AS** (Additional Surcharges and Surcredits).
3. Fire sprinkler rates: A single-family residence with a meter size that has a "fire sprinkler" rate (listed above) is eligible for that rate if: (a) the customer is paying for service where a residential fire sprinkler system is required/requested to be installed by local fire or building codes; (b) a smaller meter would be large enough to provide adequate service in the absence of the additional demand needed to supply water to the system; (c) the sprinkler system is served through the meter providing residential water service; and (d) the customer requests the "fire sprinkler" rate. The Company may seek verification that the above criteria are met. This service will be considered a general metered service, and not a fire service, so the rules and conditions for general metered service shall apply.

(To be inserted by utility)  
 Advice Letter No. \_\_\_\_\_  
 Decision No. \_\_\_\_\_

Issued by  
**PAUL G. TOWNSLEY**  
NAME  
 Vice President  
TITLE

(To be inserted by Cal. P.U.C.)  
 Date Filed \_\_\_\_\_  
 Effective \_\_\_\_\_  
 Resolution No. \_\_\_\_\_ -

Schedule No. AV-LAN-1-NR

Antelope Valley Tariff Area

(Lancaster Service Area)

NONRESIDENTIAL METERED SERVICE

APPLICABILITY

Applicable to all metered water service except that provided to single-family residential customers.

TERRITORY

A portion of the community of Lancaster and vicinity, Los Angeles County.

RATES

Quantity Rates:

For all meter sizes, per 100 cubic feet..... \$5.0113 (I)

Service Charge:

	Per Meter	
	Per Month	
For ..... 5/8 x 3/4 - inch meter	\$62.49	(I)
For ..... 3/4 - inch meter	\$93.73	
For ..... 1 - inch meter	\$156.21	
For ..... 1-1/2 - inch meter	\$312.43	
For ..... 2 - inch meter	\$499.89	
For ..... 3 - inch meter	\$937.29	
For ..... 4 - inch meter	\$1,562.14	
For ..... 6 - inch meter	\$3,124.29	
For ..... 8 - inch meter	\$4,998.86	
For ..... 10 - inch meter	\$7,185.86	
For ..... 12 - inch meter	\$10,310.15	
For ..... 14 - inch meter	\$14,059.30	(I)

The service charge is a readiness-to-serve charge which is applicable to all metered service and to which is added the charge for water used computed at the quantity rate.

SPECIAL CONDITIONS

- All bills are subject to the following tariff schedules: **Schedule UF** (CPUC reimbursement fee) and applicable surcharges and surcredits on **Schedule RSF** (Rate Support Fund), **Schedule LIRA** (Low-Income Ratepayer Assistance), and **Schedule AS** (Additional Surcharges and Surcredits).
- Qualifying non-profit group living facilities, agricultural employee housing facilities, and migrant farm worker housing centers are eligible for credits as shown on Schedule LIRA.

(To be inserted by utility)

Issued by

(To be inserted by Cal. P.U.C.)

Advice Letter No. \_\_\_\_\_

PAUL G. TOWNSLEY

Date Filed \_\_\_\_\_

Decision No. \_\_\_\_\_

Vice President

Effective \_\_\_\_\_

TITLE

Resolution No. \_\_\_\_\_ - \_\_\_\_\_

Schedule No. AV-FM-1

Antelope Valley Tariff Area

(Fremont Valley and Lake Hughes Service Areas)

GENERAL METERED SERVICE

APPLICABILITY

Applicable to all metered water service.

TERRITORY

The community of Fremont Valley, Kern County and Lake Hughes and vicinity, Los Angeles County.

RATES

Quantity Rates:

For all use, per 100 cubic feet..... \$10.3349 (I)

Service Charge:

	Per Meter Per Month	(I)
For ..... 5/8 x 3/4 - inch meter	\$77.74	
For ..... 3/4 - inch meter	\$116.61	
For ..... Fire Sprinkler with 1 - inch meter	\$79.30	
For ..... 1 - inch meter	\$194.35	
For ..... 1-1/2 - inch meter	\$388.71	
For ..... 2 - inch meter	\$621.94	
For ..... 3 - inch meter	\$1,166.13	
For ..... 4 - inch meter	\$1,943.55	
For ..... 6 - inch meter	\$3,887.09	
For ..... 8 - inch meter	\$6,219.35	
For ..... 10 - inch meter	\$8,940.32	
For ..... 12 - inch meter	\$12,827.41	
For ..... 14 - inch meter	\$17,491.93	(I)

The service charge is a readiness-to-serve charge which is applicable to all metered service and to which is added the charge for water used computed at the quantity rate.

SPECIAL CONDITIONS

1. Qualifying low-income individually metered and flat rate residential customers, non-profit group living facilities, agricultural employee housing facilities, and migrant farm worker housing centers are eligible for credits as shown on Schedule LIRA.
2. All bills are subject to the following tariff schedules: **Schedule UF** (CPUC reimbursement fee) and applicable surcharges and surcredits on **Schedule RSF** (Rate Support Fund), **Schedule LIRA** (Low-Income Ratepayer Assistance), and **Schedule AS** (Additional Surcharges and Surcredits).
3. Fire sprinkler rates: A single-family residence with a meter size that has a "fire sprinkler" rate (listed above) is eligible for that rate if: (a) the customer is paying for service where a residential fire sprinkler system is required/requested to be installed by local fire or building codes; (b) a smaller meter would be large enough to provide adequate service in the absence of the additional demand needed to supply water to the system; (c) the sprinkler system is served through the meter providing residential water service; and (d) the customer requests the "fire sprinkler" rate. The Company may seek verification that the above criteria are met. This service will be considered a general metered service, and not a fire service, so the rules and conditions for general metered service shall apply.

(To be inserted by utility)  
 Advice Letter No. \_\_\_\_\_  
 Decision No. \_\_\_\_\_

*Issued by*  
**PAUL G. TOWNSLEY**  
NAME  
**Vice President**  
TITLE

(To be inserted by Cal. P.U.C.)  
 Date Filed \_\_\_\_\_  
 Effective \_\_\_\_\_  
 Resolution No. \_\_\_\_\_ -

Schedule No. BK-1-R  
Bakersfield Tariff Area  
RESIDENTIAL METERED SERVICE

APPLICABILITY

Applicable to all metered water service provided to single-family residential customers.

TERRITORY

Bakersfield and vicinity, Kern County.

RATES

Quantity Rates:

For the first 1,300 cubic feet, per 100 cubic feet.....	\$1.8220	(I)
For the next 2,100 cubic feet, per 100 cubic feet.....	\$1.9755	
For all over 3,400 cubic feet, per 100 cubic feet.....	\$2.3015	(I)

Service Charge:		Per Meter Per Month	
For .....	5/8 x 3/4 - inch meter	\$16.13	(I)
For .....	3/4 - inch meter	\$24.19	
For .....	Fire Sprinkler with 1 - inch meter	\$17.26	
For .....	1 - inch meter	\$40.32	
For .....	1-1/2 - inch meter	\$80.63	
For .....	2 - inch meter	\$129.01	
For .....	3 - inch meter	\$241.90	
For .....	4 - inch meter	\$403.16	
For .....	6 - inch meter	\$806.32	
For .....	8 - inch meter	\$1,208.83	
For .....	10 - inch meter	\$1,854.54	
For .....	12 - inch meter	\$2,660.86	
For .....	14 - inch meter	\$3,628.45	(I)

The service charge is a readiness-to-serve charge which is applicable to all metered service and to which is added the charge for water used computed at the quantity rates.

SPECIAL CONDITIONS

1. Qualifying low-income individually metered residential customers are eligible for credits as shown on **Schedule LIRA**.
2. All bills are subject to the following tariff schedules: **Schedule UF** (CPUC reimbursement fee) and applicable surcharges and surcredits on **Schedule RSF** (Rate Support Fund), **Schedule LIRA** (Low-Income Ratepayer Assistance), and **Schedule AS** (Additional Surcharges and Surcredits).
3. Fire sprinkler rates: A single-family residence with a meter size that has a "fire sprinkler" rate (listed above) is eligible for that rate if: (a) the customer is paying for service where a residential fire sprinkler system is required/requested to be installed by local fire or building codes; (b) a smaller meter would be large enough to provide adequate service in the absence of the additional demand needed to supply water to the system; (c) the sprinkler system is served through the meter providing residential water service; and (d) the customer requests the "fire sprinkler" rate. The Company may seek verification that the above criteria are met. This service will be considered a general metered service, and not a fire service, so the rules and conditions for general metered service shall apply.

Schedule No. BK-1-NR  
Bakersfield Tariff Area  
NONRESIDENTIAL METERED SERVICE

APPLICABILITY

Applicable to all metered water service except that provided to single-family residential customers.

TERRITORY

Bakersfield and vicinity, Kern County.

RATES

Quantity Rates:

For all meter sizes, per 100 cubic feet..... \$1.8453 ( I )

Service Charge:

	Per Meter Per Month	
For ..... 5/8 x 3/4 - inch meter	\$16.13	( I )
For ..... 3/4 - inch meter	\$24.19	
For ..... 1 - inch meter	\$17.26	
For ..... 1-1/2 - inch meter	\$40.32	
For ..... 2 - inch meter	\$80.63	
For ..... 3 - inch meter	\$129.01	
For ..... 4 - inch meter	\$241.90	
For ..... 6 - inch meter	\$403.16	
For ..... 8 - inch meter	\$806.32	
For ..... 10 - inch meter	\$1,208.83	
For ..... 12 - inch meter	\$1,854.54	
For ..... 14 - inch meter	\$2,660.86	( I )

The service charge is a readiness-to-serve charge which is applicable to all metered service and to which is added the charge for water used computed at the quantity rates.

SPECIAL CONDITIONS

1. All bills are subject to the following tariff schedules: **Schedule UF** (CPUC reimbursement fee) and applicable surcharges and surcredits on **Schedule RSF** (Rate Support Fund), **Schedule LIRA** (Low-Income Ratepayer Assistance), and **Schedule AS** (Additional Surcharges and Surcredits).
2. Qualifying non-profit group living facilities, agricultural employee housing facilities, and migrant farm worker housing centers are eligible for credits as shown on Schedule LIRA.

(To be inserted by utility)

*Issued by*

(To be inserted by Cal. P.U.C.)

Advice Letter No. \_\_\_\_\_

**PAUL G. TOWNSLEY**

Date Filed \_\_\_\_\_

Decision No. \_\_\_\_\_

Vice President

Effective \_\_\_\_\_

TITLE

Resolution No. \_\_\_\_\_ - \_\_\_\_\_

Schedule No. BK-2R

Bakersfield Tariff Area

RESIDENTIAL FLAT RATE SERVICE

APPLICABILITY

Applicable to all flat rate residential water service.

TERRITORY

Bakersfield and vicinity, Kern County.

RATES

For a single-family residential unit, including premises having the following areas:	<u>Per Service Connection Per Month</u>	
6,000 sq. ft., or less .....	\$76.80	( I )
6,001 to 10,000 sq. ft. ....	\$81.32	
10,001 to 16,000 sq. ft. ....	\$101.41	
16,001 to 25,000 sq. ft. ....	\$128.58	( I )
For each additional single-family residential unit on the same premises and served from the same service connection .....	\$54.04	( I )

SPECIAL CONDITIONS

1. The above flat rates apply to service connections not larger than one inch in diameter.
2. All service not covered by the above classifications shall be furnished only on a metered basis.
3. For service covered by the above classifications, if the utility or the customer so elects, a meter shall be installed and service provided under Schedule No. BK-1-R, Residential Metered Service.
4. This Schedule is closed to all new connections as of May 8, 1991, the effective date of Tariff Sheet No. 4133-W.
5. Qualifying low-income individually metered residential customers are eligible for credits as shown on Schedule LIRA.
6. All bills are subject to the following tariff schedules: **Schedule UF** (CPUC reimbursement fee) and applicable surcharges and surcredits on **Schedule RSF** (Rate Support Fund), **Schedule LIRA** (Low-Income Ratepayer Assistance), and **Schedule AS** (Additional Surcharges and Surcredits).

(To be inserted by utility)

Issued by

(To be inserted by Cal. P.U.C.)

Advice Letter No. \_\_\_\_\_

PAUL G. TOWNSLEY

Date Filed \_\_\_\_\_

Decision No. \_\_\_\_\_

NAME  
 Vice President  
 TITLE

Effective \_\_\_\_\_

Resolution No. \_\_\_\_\_ - \_\_\_\_\_

Schedule No. BAY-1-R  
Bayshore District  
RESIDENTIAL METERED SERVICE

APPLICABILITY

Applicable to all metered water service provided to single-family residential customers.

TERRITORY

South San Francisco and vicinity, San Mateo, and San Carlos and vicinity, in San Mateo County.

RATES

Quantity Rates:

For the first 700 cubic feet, per 100 cubic feet.....	\$5.8855	(I)
For the next 500 cubic feet, per 100 cubic feet.....	\$6.5874	
For all over 1,200 cubic feet, per 100 cubic feet.....	\$8.1474	(I)

		Per Meter Per Month	
Service Charge:			
For .....	5/8 x 3/4 - inch meter	\$16.52	(I)
For .....	3/4 - inch meter	\$24.78	
For .....	Fire Sprinkler with 1 - inch meter	\$17.68	
For .....	1 - inch meter	\$41.30	
For .....	1-1/2 - inch meter	\$82.59	
For .....	2 - inch meter	\$132.15	
For .....	3 - inch meter	\$247.78	
For .....	4 - inch meter	\$412.97	
For .....	6 - inch meter	\$825.95	
For .....	8 - inch meter	\$1,321.52	
For .....	10 - inch meter	\$1,899.68	
For .....	12 - inch meter	\$2,725.63	
For .....	14 - inch meter	\$3,716.77	(I)

The service charge is a readiness-to-serve charge which is applicable to all metered service and to which is added the charge for water used computed at the quantity rates.

Government Fee Surcharges:

Surcharge for San Carlos Franchise Tax *	1.733%
Surcharge for San Mateo Business License Fee **	1.350%

\*Applies to customers within the City of San Carlos only

\*\*Applies to customers within the City of San Mateo only

SPECIAL CONDITIONS

1. Qualifying low-income individually metered residential customers are eligible for credits as shown on Schedule LIRA.
2. All bills are subject to the following tariff schedules: **Schedule UF** (CPUC reimbursement fee) and **applicable** surcharges and surcredits on **Schedule RSF** (Rate Support Fund), **Schedule LIRA** (Low-Income Ratepayer Assistance), and **Schedule AS** (Additional Surcharges and Surcredits).
3. Fire sprinkler rates: A single-family residence with a meter size that has a "fire sprinkler" rate (listed above) is eligible for that rate if: (a) the customer is paying for service where a residential fire sprinkler system is required/requested to be installed by local fire or building codes; (b) a smaller meter would be large enough to provide adequate service in the absence of the additional demand needed to supply water to the system; (c) the sprinkler system is served through the meter providing residential water service; and (d) the customer requests the "fire sprinkler" rate. The Company may seek verification that the above criteria are met. This service will be considered a general metered service, and not a fire service, so the rules and conditions for general metered service shall apply.

(To be inserted by utility)  
 Advice Letter No. \_\_\_\_\_  
 Decision No. \_\_\_\_\_

Issued by  
**PAUL G. TOWNSLEY**  
NAME  
**Vice President**  
TITLE

(To be inserted by Cal. P.U.C.)  
 Date Filed \_\_\_\_\_  
 Effective \_\_\_\_\_  
 Resolution No. \_\_\_\_\_



Schedule No. BAY-1-NR  
Bayshore District  
NONRESIDENTIAL METERED SERVICE

APPLICABILITY

Applicable to all metered water service except that provided to single-family residential customers.

TERRITORY

South San Francisco and vicinity, San Mateo, and San Carlos and vicinity, in San Mateo County.

RATES

Quantity Rates:

For all meter sizes, per 100 cubic feet..... \$6.5824 (I)

Service Charge:		Per Meter Per Month	
For .....	5/8 x 3/4 - inch meter	\$13.33	(I)
For .....	3/4 - inch meter	\$24.78	
For .....	1 - inch meter	\$41.30	
For .....	1-1/2 - inch meter	\$82.59	
For .....	2 - inch meter	\$132.15	
For .....	3 - inch meter	\$247.78	
For .....	4 - inch meter	\$412.97	
For .....	6 - inch meter	\$811.06	
For .....	8 - inch meter	\$1,214.89	
For .....	10 - inch meter	\$1,603.19	
For .....	12 - inch meter	\$2,725.63	
For .....	14 - inch meter	\$3,716.77	(I)

The service charge is a readiness-to-serve charge which is applicable to all metered service and to which is added the charge for water used computed at the quantity rates.

Government Fee Surcharges:

Surcharge for San Carlos Franchise Tax *	1.733%
Surcharge for San Mateo Business License Fee **	1.350%

\*Applies to customers within the City of San Carlos only

\*\*Applies to customers within the City of San Mateo only

SPECIAL CONDITIONS

1. All bills are subject to the following tariff schedules: **Schedule UF** (CPUC reimbursement fee) and applicable surcharges and surcredits on **Schedule RSF** (Rate Support Fund), **Schedule LIRA** (Low-Income Ratepayer Assistance), and **Schedule AS** (Additional Surcharges and Surcredits).
2. Qualifying non-profit group living facilities, agricultural employee housing facilities, and migrant farm worker housing centers are eligible for credits as shown on Schedule LIRA.

(To be inserted by utility)

Issued by

(To be inserted by Cal. P.U.C.)

Advice Letter No. \_\_\_\_\_

PAUL G. TOWNSLEY

Date Filed \_\_\_\_\_

Decision No. \_\_\_\_\_

Vice President  
TITLE

Effective \_\_\_\_\_

Resolution No. \_\_\_\_\_ - \_\_\_\_\_

Schedule No. BG-1-R  
 Bear Gulch Tariff Area  
RESIDENTIAL METERED SERVICE

APPLICABILITY

Applicable to all metered water service provided to single-family residential customers.

TERRITORY

The communities of Atherton, Menlo Park, Portola Valley, Woodside, and vicinity, San Mateo County.  
 The Skyline service area in San Mateo County.

RATES

Base Quantity Rates:

For the first 1,000 cubic feet, per 100 cubic feet.....	\$6.6140	( 1 )
For the next 2,500 cubic feet, per 100 cubic feet.....	\$7.0285	
For all over 3,500 cubic feet, per 100 cubic feet.....	\$8.4031	( 1 )

Service Charge:	Per Meter Per Month	
For ..... 5/8 x 3/4 - inch meter	\$21.93	( 1 )
For ..... 3/4 - inch meter	\$32.89	
For ..... Fire Sprinkler with 1 - inch meter	\$23.02	
For ..... 1 - inch meter	\$54.82	
For ..... 1-1/2 - inch meter	\$109.64	
For ..... 2 - inch meter	\$175.42	
For ..... 3 - inch meter	\$328.91	
For ..... 4 - inch meter	\$548.19	
For ..... 6 - inch meter	\$1,096.37	
For ..... 8 - inch meter	\$1,754.19	
For ..... 10 - inch meter	\$2,521.65	
For ..... 12 - inch meter	\$3,618.02	
For ..... 14 - inch meter	\$4,933.67	( 1 )

The service charge is a readiness-to-serve charge which is applicable to all metered service and to which is added the charge for water used computed at the quantity rates.

SPECIAL CONDITIONS

1. Qualifying low-income individually metered residential customers are eligible for credits as shown on **Schedule LIRA**.
2. All bills are subject to the following tariff schedules: **Schedule UF** (CPUC reimbursement fee) and applicable surcharges and surcredits on **Schedule RSF** (Rate Support Fund), **Schedule LIRA** (Low-Income Ratepayer Assistance), and **Schedule AS** (Additional Surcharges and Surcredits).
3. Fire sprinkler rates: A single-family residence with a meter size that has a "fire sprinkler" rate (listed above) is eligible for that rate if: (a) the customer is paying for service where a residential fire sprinkler system is required/requested to be installed by local fire or building codes; (b) a smaller meter would be large enough to provide adequate service in the absence of the additional demand needed to supply water to the system; (c) the sprinkler system is served through the meter providing residential water service; and (d) the customer requests the "fire sprinkler" rate. The Company may seek verification that the above criteria are met. This service will be considered a general metered service, and not a fire service, so the rules and conditions for general metered service shall apply.

(To be inserted by utility)  
 Advice Letter No. \_\_\_\_\_  
 Decision No. \_\_\_\_\_

Issued by  
**PAUL G. TOWNSLEY**  
NAME  
 Vice President  
TITLE

(To be inserted by Cal. P.U.C.)  
 Date Filed \_\_\_\_\_  
 Effective \_\_\_\_\_  
 Resolution No. \_\_\_\_\_

Schedule No. BG-1-NR  
Bear Gulch Tariff Area  
NONRESIDENTIAL METERED SERVICE

APPLICABILITY

Applicable to all metered water service except that provided to single-family residential customers.

TERRITORY

The communities of Atherton, Menlo Park, Portola Valley, Woodside, and vicinity, San Mateo County.  
 The Skyline service area in San Mateo County.

RATES

Quantity Rates:

For all meter sizes, per 100 cubic feet..... \$7.1451 (I)

Service Charge:

	Per Meter Per Month	
For ..... 5/8 x 3/4 - inch meter	\$21.86	(I)
For ..... 3/4 - inch meter	\$32.79	
For ..... 1 - inch meter	\$54.64	
For ..... 1-1/2 - inch meter	\$109.28	
For ..... 2 - inch meter	\$174.86	
For ..... 3 - inch meter	\$327.85	
For ..... 4 - inch meter	\$546.42	
For ..... 6 - inch meter	\$1,092.85	
For ..... 8 - inch meter	\$1,748.56	
For ..... 10 - inch meter	\$2,513.55	
For ..... 12 - inch meter	\$3,606.40	
For ..... 14 - inch meter	\$4,917.82	(I)

The service charge is a readiness-to-serve charge which is applicable to all metered service and to which is added the charge for water used computed at the quantity rate.

SPECIAL CONDITIONS

1. All bills are subject to the following tariff schedules: **Schedule UF** (CPUC reimbursement fee) and applicable surcharges and surcredits on **Schedule RSF** (Rate Support Fund), **Schedule LIRA** (Low-Income Ratepayer Assistance), and **Schedule AS** (Additional Surcharges and Surcredits).
2. Qualifying non-profit group living facilities, agricultural employee housing facilities, and migrant farm worker housing centers are eligible for credits as shown on Schedule LIRA.

(To be inserted by utility)

Issued by

(To be inserted by Cal. P.U.C.)

Advice Letter No. \_\_\_\_\_

PAUL G. TOWNSLEY

Date Filed \_\_\_\_\_

Decision No. \_\_\_\_\_

Vice President  
TITLE

Effective \_\_\_\_\_

Resolution No. \_\_\_\_\_ - \_\_\_\_\_

Schedule No. CH-1-R  
Chico-Hamilton City Tariff Area  
RESIDENTIAL METERED SERVICE

APPLICABILITY

Applicable to all metered water service provided to single-family residential customers.

TERRITORY

Chico and vicinity, Butte County, and Hamilton City and vicinity, Glenn County.

RATES

Quantity Rates:

For the first 1,000 cubic feet, per 100 cubic feet.....	\$1.5693	( I )
For the next 2,100 cubic feet, per 100 cubic feet.....	\$1.6648	
For all over 3,100 cubic feet, per 100 cubic feet.....	\$1.7604	( I )

Service Charge:		Per Meter Per Month	
For .....	5/8 x 3/4 - inch meter	\$18.20	( I )
	Fire Sprinkler with 3/4 - inch meter	\$18.55	
For .....	3/4 - inch meter	\$27.29	
For .....	Fire Sprinkler with 1 - inch meter	\$18.56	
For .....	1 - inch meter	\$45.49	
For .....	1-1/2 - inch meter	\$90.98	
For .....	2 - inch meter	\$145.57	
For .....	3 - inch meter	\$272.94	
For .....	4 - inch meter	\$454.90	
For .....	6 - inch meter	\$909.79	
For .....	8 - inch meter	\$1,455.67	
For .....	10 - inch meter	\$2,092.52	
For .....	12 - inch meter	\$3,002.32	
For .....	14 - inch meter	\$4,094.07	( I )

The service charge is a readiness-to-serve charge which is applicable to all metered service and to which is added the charge for water used computed at the quantity rates.

SPECIAL CONDITIONS

1. Qualifying low-income individually metered residential customers are eligible for credits as shown on Schedule LIRA.
2. All bills are subject to the following tariff schedules: **Schedule UF** (CPUC reimbursement fee) and applicable surcharges and surcredits on **Schedule RSF** (Rate Support Fund), **Schedule LIRA** (Low-Income Ratepayer Assistance), and **Schedule AS** (Additional Surcharges and Surcredits).
3. Fire sprinkler rates: A single-family residence with a meter size that has a "fire sprinkler" rate (listed above) is eligible for that rate if: (a) the customer is paying for service where a residential fire sprinkler system is required/requested to be installed by local fire or building codes; (b) a smaller meter would be large enough to provide adequate service in the absence of the additional demand needed to supply water to the system; (c) the sprinkler system is served through the meter providing residential water service; and (d) the customer requests the "fire sprinkler" rate. The Company may seek verification that the above criteria are met. This service will be considered a general metered service, and not a fire service, so the rules and conditions for general metered service shall apply.

(To be inserted by utility)  
 Advice Letter No. \_\_\_\_\_  
 Decision No. \_\_\_\_\_

Issued by  
**PAUL G. TOWNSLEY**  
NAME  
**Vice President**  
TITLE

(To be inserted by Cal. P.U.C.)  
 Date Filed \_\_\_\_\_  
 Effective \_\_\_\_\_  
 Resolution No. \_\_\_\_\_

Schedule No. CH-1-NR  
Chico-Hamilton City Tariff Area  
NONRESIDENTIAL METERED SERVICE

APPLICABILITY

Applicable to all metered water service except that provided to single-family residential customers.

TERRITORY

Chico and vicinity, Butte County, and Hamilton City and vicinity, Glenn County.

RATES

Quantity Rates:

For all meter sizes, per 100 cubic feet..... \$1.5632 (I)

Service Charge:

	Per Meter Per Month	
For ..... 5/8 x 3/4 - inch meter	\$14.17	(I)
For ..... 3/4 - inch meter	\$21.26	
For ..... 1 - inch meter	\$35.43	
For ..... 1-1/2 - inch meter	\$70.87	
For ..... 2 - inch meter	\$113.39	
For ..... 3 - inch meter	\$212.60	
For ..... 4 - inch meter	\$354.34	
For ..... 6 - inch meter	\$708.68	
For ..... 8 - inch meter	\$1,133.88	
For ..... 10 - inch meter	\$1,629.95	
For ..... 12 - inch meter	\$2,338.63	
For ..... 14 - inch meter	\$3,189.04	(I)

The service charge is a readiness-to-serve charge which is applicable to all metered service and to which is added the charge for water used computed at the quantity rate.

SPECIAL CONDITIONS

- All bills are subject to the following tariff schedules: **Schedule UF** (CPUC reimbursement fee) and applicable surcharges and surcredits on **Schedule RSF** (Rate Support Fund), **Schedule LIRA** (Low-Income Ratepayer Assistance), and **Schedule AS** (Additional Surcharges and Surcredits).
- Qualifying non-profit group living facilities, agricultural employee housing facilities, and migrant farm worker housing centers are eligible for credits as shown on Schedule LIRA.

(To be inserted by utility)

Issued by

(To be inserted by Cal. P.U.C.)

Advice Letter No. \_\_\_\_\_

**PAUL G. TOWNSLEY**

Date Filed \_\_\_\_\_

Decision No. \_\_\_\_\_

Vice President  
TITLE

Effective \_\_\_\_\_

Resolution No. \_\_\_\_\_

Schedule No. DOM-1-R  
Dominguez Tariff Area  
RESIDENTIAL METERED SERVICE

APPLICABILITY

Applicable to all metered water service provided to single-family residential customers.

TERRITORY

Portions of Carson, Los Angeles, Long Beach, Torrance, and vicinity, Los Angeles County.

RATES

Quantity Rates:

For the first 1,100 cubic feet, per 100 cubic feet.....	\$3.4105	( I )
For the next 600 cubic feet, per 100 cubic feet.....	\$3.6976	
For all over 1,700 cubic feet, per 100 cubic feet.....	\$4.3077	( I )

Service Change:	Per Meter Per Month	
For ..... 5/8 x 3/4 - inch meter	\$18.49	( I )
For ..... 3/4 - inch meter	\$27.74	
For ..... Fire Sprinkler with 1 - inch meter	\$19.60	
For ..... 1 - inch meter	\$46.23	
For ..... 1-1/2 - inch meter	\$92.47	
For ..... 2 - inch meter	\$147.95	
For ..... 3 - inch meter	\$277.40	
For ..... 4 - inch meter	\$462.34	
For ..... 6 - inch meter	\$924.67	
For ..... 8 - inch meter	\$1,479.48	
For ..... 10 - inch meter	\$2,126.75	
For ..... 12 - inch meter	\$3,051.42	
For ..... 14 - inch meter	\$4,161.02	
For ..... 16 - inch meter	\$4,253.49	
For ..... 18 - inch meter	\$4,530.89	( I )

The service charge is a readiness-to-serve charge which is applicable to all metered service and to which is added the charge for water used computed at the quantity rates.

SPECIAL CONDITIONS

1. Qualifying low-income individually metered residential customers are eligible for credits as shown on **Schedule LIRA**.
2. All bills are subject to the following tariff schedules: **Schedule UF** (CPUC reimbursement fee) and applicable surcharges and surcredits on **Schedule RSF** (Rate Support Fund), **Schedule LIRA** (Low-Income Ratepayer Assistance), and **Schedule AS** (Additional Surcharges and Surcredits).
3. Fire sprinkler rates: A single-family residence with a meter size that has a "fire sprinkler" rate (listed above) is eligible for that rate if: (a) the customer is paying for service where a residential fire sprinkler system is required/requested to be installed by local fire or building codes; (b) a smaller meter would be large enough to provide adequate service in the absence of the additional demand needed to supply water to the system; (c) the sprinkler system is served through the meter providing residential water service; and (d) the customer requests the "fire sprinkler" rate. The Company may seek verification that the above criteria are met. This service will be considered a general metered service, and not a fire service, so the rules and conditions for general metered service shall apply.

(To be inserted by utility)  
 Advice Letter No. \_\_\_\_\_  
 Decision No. \_\_\_\_\_ - \_\_\_\_\_

*Issued by*  
**PAUL G. TOWNSLEY**  
NAME  
**Vice President**  
TITLE

(To be inserted by Cal. P.U.C.)  
 Date Filed \_\_\_\_\_  
 Effective \_\_\_\_\_  
 Resolution No. \_\_\_\_\_ - \_\_\_\_\_

Schedule No. DOM-1-NR  
Dominguez Tariff Area  
NONRESIDENTIAL METERED SERVICE

APPLICABILITY

Applicable to all metered water service except that provided to single-family residential customers.

TERRITORY

Portions of Carson, Los Angeles, Long Beach, Torrance, and vicinity, Los Angeles County.

RATES

Quantity Rates:

For all meter sizes, per 100 cubic feet..... \$3.7178 (I)

Service Change:

	Per Meter Per Month	
For ..... 5/8 x 3/4 - inch meter	\$16.10	( I )
For ..... 3/4 - inch meter	\$24.14	
For ..... 1 - inch meter	\$40.24	
For ..... 1-1/2 - inch meter	\$80.48	
For ..... 2 - inch meter	\$128.77	
For ..... 3 - inch meter	\$241.45	
For ..... 4 - inch meter	\$402.41	
For ..... 6 - inch meter	\$804.83	
For ..... 8 - inch meter	\$1,287.72	
For ..... 10 - inch meter	\$1,851.10	
For ..... 12 - inch meter	\$2,655.93	
For ..... 14 - inch meter	\$3,621.72	
For ..... 16 - inch meter	\$3,702.21	
For ..... 18 - inch meter	\$3,943.65	

The service charge is a readiness-to-serve charge which is applicable to all metered service and to which is added the charge for water used computed at the quantity rates.

SPECIAL CONDITIONS

- All bills are subject to the following tariff schedules: **Schedule UF** (CPUC reimbursement fee) and applicable surcharges and surcredits on **Schedule RSF** (Rate Support Fund), **Schedule LIRA** (Low-Income Ratepayer Assistance), and **Schedule AS** (Additional Surcharges and Surcredits).
- Qualifying non-profit group living facilities, agricultural employee housing facilities, and migrant farm worker housing centers are eligible for credits as shown on Schedule LIRA.

(To be inserted by utility)  
 Advice Letter No. \_\_\_\_\_  
 Decision No. \_\_\_\_\_ - \_\_\_\_\_

*Issued by*  
**PAUL G. TOWNSLEY**  
NAME  
**Vice President**  
TITLE

(To be inserted by Cal. P.U.C.)  
 Date Filed \_\_\_\_\_  
 Effective \_\_\_\_\_  
 Resolution No. \_\_\_\_\_ - \_\_\_\_\_

Schedule No. DOM-RC-1

Dominguez Tariff Area

METERED RECYCLED WATER SERVICE

APPLICABILITY

Applicable to all metered recycled water service.

TERRITORY

Portions of Carson, Los Angeles, Long Beach, Torrance, and vicinity, Los Angeles County.

RATES

Quantity Rates:

Title 22 Water	First 21,780 Ccf (per 100 cu. ft.) .....	\$2.8537	( I )
	Next 65,340 Ccf (per 100 cu. ft.) .....	\$2.5671	
	Over 87,120 Ccf (per 100 cu. ft.) .....	\$2.2806	
R.O. Water	All water delivered per 100 cu. ft. ....	\$3.4950	
Nitrified Water	All water delivered per 100 cu. ft. ....	\$2.7979	( I )

Service Charge:		Per Meter Per Month	
For .....	5/8 x 3/4 - inch meter	\$17.06	( I )
For .....	3/4 - inch meter	\$25.60	
For .....	1 - inch meter	\$42.66	
For .....	1-1/2 - inch meter	\$85.32	
For .....	2 - inch meter	\$136.51	
For .....	3 - inch meter	\$255.96	
For .....	4 - inch meter	\$426.60	
For .....	6 - inch meter	\$853.21	
For .....	8 - inch meter	\$1,365.13	
For .....	10 - inch meter	\$1,962.37	
For .....	12 - inch meter	\$2,815.58	
For .....	14 - inch meter	\$3,839.42	
For .....	16 - inch meter	\$3,924.74	
For .....	18 - inch meter	\$4,180.71	( I )

The service charge is a readiness-to-serve charge which is applicable to all metered service and to which is added the charge for water used computed at the quantity rates.

SPECIAL CONDITIONS

1. All bills are subject to the following tariff schedules: **Schedule UF** (CPUC reimbursement fee) and applicable surcharges and surcredits on **Schedule RSF** (Rate Support Fund), **Schedule LIRA (Low-Income Ratepayer Assistance)**, and **Schedule AS** (Additional Surcharges and Surcredits).
2. Recycled water service refers to non-potable water that has been processed and treated by one of the following methods:
  - a. Title 22 Water refers to wastewater that has undergone tertiary treatment that meets recycled water use standards as established in Title 22 of the California Code of Regulations, Division 4 Environmental Health, Chapter 3 Reclamation Criteria, Articles 1 through 10.
  - b. R.O. Water refers to Title 22 Water that has further undergone reverse osmosis treatment to remove salts and dissolved solids.
  - c. Nitrified Water refers to Title 22 Water that has further undergone a biological treatment and processing for removal of ammonia.

(To be inserted by utility)  
 Advice Letter No. \_\_\_\_\_  
 Decision No. \_\_\_\_\_

*Issued by*  
**PAUL G. TOWNSLEY**  
NAME  
*Vice President*  
TITLE

(To be inserted by Cal. P.U.C.)  
 Date Filed \_\_\_\_\_  
 Effective \_\_\_\_\_  
 Resolution No. \_\_\_\_\_



Schedule No. DX-1-R  
Dixon Tariff Area  
RESIDENTIAL METERED SERVICE

APPLICABILITY

Applicable to all metered water service provided to single-family residential customers.

TERRITORY

Dixon and vicinity, Solano County.

RATES

Quantity Rates:

For the first 1,000 cubic feet, per 100 cubic feet.....	\$4.1678	(I)
For the next 1,700 cubic feet, per 100 cubic feet.....	\$4.6775	
For all over 2,700 cubic feet, per 100 cubic feet.....	\$5.0474	(I)

Service Charge:		Per Meter Per Month	
For .....	5/8 x 3/4 - inch meter	\$30.43	(I)
For .....	3/4 - inch meter	\$45.65	
For .....	Fire Sprinkler with 1 - inch meter	\$38.04	
For .....	1 - inch meter	\$76.08	
For .....	1-1/2 - inch meter	\$152.17	
For .....	2 - inch meter	\$243.47	
For .....	3 - inch meter	\$456.50	
For .....	4 - inch meter	\$760.83	
For .....	6 - inch meter	\$1,521.67	
For .....	8 - inch meter	\$2,434.67	
For .....	10 - inch meter	\$3,499.83	
For .....	12 - inch meter	\$5,021.50	
For .....	14 - inch meter	\$6,847.50	(I)

The service charge is a readiness-to-serve charge which is applicable to all metered service and to which is added the charge for water used computed at the quantity rates.

SPECIAL CONDITIONS

- Any service to a residential customer not exceeding two units on a lot size of 10,000 square feet or less who requires a 1-inch meter only because of fire flow requirements to a fire sprinkler system will be billed at the above 5/8 x 3/4-inch meter service charge plus a 25% surcharge, which equals ##### per month.
- Qualifying low-income individually metered residential customers are eligible for credits as shown on **Schedule LIRA**. (L)
- All bills are subject to the following tariff schedules: **Schedule UF** (CPUC reimbursement fee) and **applicable** surcharges and surcredits on **Schedule RSF** (Rate Support Fund), **Schedule LIRA** (Low-Income Ratepayer Assistance), and **Schedule AS** (Additional Surcharges and Surcredits). (T) (L)

(To be inserted by utility)  
 Advice Letter No. \_\_\_\_\_  
 Decision No. \_\_\_\_\_

Issued by  
**PAUL G. TOWNSLEY**  
NAME  
**Vice President**  
TITLE

(To be inserted by Cal. P.U.C.)  
 Date Filed \_\_\_\_\_  
 Effective \_\_\_\_\_  
 Resolution No. \_\_\_\_\_ -

Schedule No. DX-1-NR  
Dixon Tariff Area  
NONRESIDENTIAL METERED SERVICE

APPLICABILITY

Applicable to all metered water service except that provided to single-family residential customers.

TERRITORY

Dixon and vicinity, Solano County.

RATES

Quantity Rates:

For all meter sizes, per 100 cubic feet.....	\$4.8113	( I )
--	----------	-------

Service Charge:

	Per Meter Per Month	
For ..... 5/8 x 3/4 - inch meter	\$26.54	( I )
For ..... 3/4 - inch meter	\$39.81	
For ..... 1 - inch meter	\$66.35	
For ..... 1-1/2 - inch meter	\$132.69	
For ..... 2 - inch meter	\$212.31	
For ..... 3 - inch meter	\$398.08	
For ..... 4 - inch meter	\$663.46	
For ..... 6 - inch meter	\$1,326.92	
For ..... 8 - inch meter	\$2,123.08	
For ..... 10 - inch meter	\$3,051.92	
For ..... 12 - inch meter	\$4,378.85	
For ..... 14 - inch meter	\$5,971.15	( I )

The service charge is a readiness-to-serve charge which is applicable to all metered service and to which is added the charge for water used computed at the quantity rate.

SPECIAL CONDITIONS

1. All bills are subject to the following tariff schedules: **Schedule UF** (CPUC reimbursement fee) and applicable surcharges and surcredits on **Schedule RSF** (Rate Support Fund), **Schedule LIRA** (Low-Income Ratepayer Assistance), and **Schedule AS** (Additional Surcharges and Surcredits).
2. Qualifying non-profit group living facilities, agricultural employee housing facilities, and migrant farm worker housing centers are eligible for credits as shown on Schedule LIRA.

(To be inserted by utility)

*Issued by*

(To be inserted by Cal. P.U.C.)

Advice Letter No. \_\_\_\_\_

PAUL G. TOWNSLEY  
NAME

Date Filed \_\_\_\_\_

Decision No. \_\_\_\_\_

Vice President  
TITLE

Effective \_\_\_\_\_

Resolution No. \_\_\_\_\_ - \_\_\_\_\_

Schedule No. EL-1-R  
East Los Angeles Tariff Area  
RESIDENTIAL METERED SERVICE

APPLICABILITY

Applicable to all metered water service provided to single-family residential customers.

TERRITORY

East Los Angeles, Commerce and vicinity, Los Angeles County.

RATES

Quantity Rates:

For the first 800 cubic feet, per 100 cubic feet.....	\$3.5283	( I )
For all over 800 cubic feet, per 100 cubic feet.....	\$4.3043	

Service Charge:

	Per Meter Per Month	( I )
For ..... 5/8 x 3/4 - inch meter	\$20.96	
For ..... 3/4 - inch meter	\$31.44	
For ..... Fire Sprinkler with 1 - inch meter	\$22.01	
For ..... 1 - inch meter	\$52.40	
For ..... 1-1/2 - inch meter	\$104.79	
For ..... 2 - inch meter	\$167.66	
For ..... 3 - inch meter	\$314.37	
For ..... 4 - inch meter	\$523.95	
For ..... 6 - inch meter	\$1,047.90	
For ..... 8 - inch meter	\$1,676.64	
For ..... 10 - inch meter	\$2,410.17	
For ..... 12 - inch meter	\$3,458.07	
For ..... 14 - inch meter	\$4,715.56	( I )

The service charge is a readiness-to-serve charge which is applicable to all metered service and to which is added the charge for water used computed at the quantity rates.

SPECIAL CONDITIONS

1. Qualifying low-income individually metered residential customers are eligible for credits as shown on **Schedule LIRA**.
2. All bills are subject to the following tariff schedules: **Schedule UF** (CPUC reimbursement fee) and applicable surcharges and surcredits on **Schedule RSF** (Rate Support Fund), **Schedule LIRA** (Low-Income Ratepayer Assistance), and **Schedule AS** (Additional Surcharges and Surcredits).
3. Fire sprinkler rates: A single-family residence with a meter size that has a "fire sprinkler" rate (listed above) is eligible for that rate if: (a) the customer is paying for service where a residential fire sprinkler system is required/requested to be installed by local fire or building codes; (b) a smaller meter would be large enough to provide adequate service in the absence of the additional demand needed to supply water to the system; (c) the sprinkler system is served through the meter providing residential water service; and (d) the customer requests the "fire sprinkler" rate. The Company may seek verification that the above criteria are met. This service will be considered a general metered service, and not a fire service, so the rules and conditions for general metered service shall apply.

(To be inserted by utility)  
 Advice Letter No. \_\_\_\_\_  
 Decision No. \_\_\_\_\_

Issued by  
**PAUL G. TOWNSLEY**  
NAME  
**Vice President**  
TITLE

(To be inserted by Cal. P.U.C.)  
 Date Filed \_\_\_\_\_  
 Effective \_\_\_\_\_  
 Resolution No. \_\_\_\_\_ - \_\_\_\_\_

Schedule No. EL-1-NR  
East Los Angeles Tariff Area  
NONRESIDENTIAL METERED SERVICE

APPLICABILITY

Applicable to all metered water service except that provided to single-family residential customers.

TERRITORY

East Los Angeles, Commerce and vicinity, Los Angeles County.

RATES

Quantity Rates:

For all meter sizes, per 100 cubic feet..... \$3.8891 (I)

Service Charge:		Per Meter Per Month	
For .....	5/8 x 3/4 - inch meter	\$20.21	(I)
For .....	3/4 - inch meter	\$30.31	
For .....	1 - inch meter	\$50.52	
For .....	1-1/2 - inch meter	\$101.04	
For .....	2 - inch meter	\$161.66	
For .....	3 - inch meter	\$303.12	
For .....	4 - inch meter	\$505.20	
For .....	6 - inch meter	\$1,010.39	
For .....	8 - inch meter	\$1,616.63	
For .....	10 - inch meter	\$2,323.90	
For .....	12 - inch meter	\$3,334.30	
For .....	14 - inch meter	\$4,546.77	(I)

The service charge is a readiness-to-serve charge which is applicable to all metered service and to which is added the charge for water used computed at the quantity rates.

SPECIAL CONDITIONS

1. All bills are subject to the following tariff schedules: **Schedule UF** (CPUC reimbursement fee) and applicable surcharges and surcredits on **Schedule RSF** (Rate Support Fund), **Schedule LIRA** (Low-Income Ratepayer Assistance), and **Schedule AS** (Additional Surcharges and Surcredits).
2. Qualifying non-profit group living facilities, agricultural employee housing facilities, and migrant farm worker housing centers are eligible for credits as shown on Schedule LIRA.

(To be inserted by utility)  
 Advice Letter No. \_\_\_\_\_  
 Decision No. \_\_\_\_\_ - \_\_\_\_\_

*Issued by*  
**PAUL G. TOWNSLEY**  
NAME  
**Vice President**  
TITLE

(To be inserted by Cal. P.U.C.)  
 Date Filed \_\_\_\_\_  
 Effective \_\_\_\_\_  
 Resolution No. \_\_\_\_\_ - \_\_\_\_\_

Schedule No. HR-1-R  
Hermosa Redondo Tariff Area

RESIDENTIAL METERED SERVICE

APPLICABILITY

Applicable to all metered water service provided to single-family residential customers.

TERRITORY

Hermosa Beach, Redondo Beach, Torrance, and vicinity, Los Angeles County

RATES

Quantity Rates:

For the first 1,000 cubic feet, per 100 cubic feet.....	\$4.2336	(1)
For the next 500 cubic feet, per 100 cubic feet.....	\$4.5938	
For all over 1,500 cubic feet, per 100 cubic feet.....	\$5.4046	(1)

Service Charge:

	Per Meter Per Month	
For ..... 5/8 x 3/4 - inch meter	\$12.73	(1)
For ..... 3/4 - inch meter	\$19.09	
For ..... Fire Service 1 - inch meter	\$12.73	
For ..... 1 - inch meter	\$31.82	
For ..... 1-1/2 - inch meter	\$63.63	
For ..... 2 - inch meter	\$101.81	
For ..... 3 - inch meter	\$190.89	
For ..... 4 - inch meter	\$318.15	
For ..... 6 - inch meter	\$636.31	
For ..... 8 - inch meter	\$1,018.09	
For ..... 10 - inch meter	\$1,463.50	
For ..... 12 - inch meter	\$2,099.81	
For ..... 14 - inch meter	\$2,863.38	(1)

The service charge is a readiness-to-serve charge which is applicable to all metered service and to which is added the charge for water used computed at the quantity rates.

SPECIAL CONDITIONS

1. All bills are subject to the following tariff schedules: **Schedule UF** (CPUC reimbursement fee) and applicable surcharges and surcredits on **Schedule RSF** (Rate Support Fund), **Schedule LIRA** (Low-Income Ratepayer Assistance), and **Schedule AS** (Additional Surcharges and Surcredits).
2. Qualifying low-income individually metered residential customers are eligible for credits as shown on Schedule LIRA.
3. Any service to a residential customer, not exceeding two units, on a lot size of 10,000 square feet or less, who requires a one-inch meter only because of fire flow requirements to a fire sprinkler system will be billed at the above 5/8 x 3/4-inch meter service charge, which equals \$12.73 per month.

(To be inserted by utility)  
 Advice Letter No. \_\_\_\_\_  
 Decision No. \_\_\_\_\_ - \_\_\_\_\_

Issued by  
**PAUL G. TOWNSLEY**  
NAME  
**Vice President**  
TITLE

(To be inserted by Cal. P.U.C.)  
 Date Filed \_\_\_\_\_  
 Effective \_\_\_\_\_  
 Resolution No. \_\_\_\_\_ - \_\_\_\_\_

Schedule No. HR-1-NR

Hermosa Redondo Tariff Area

NONRESIDENTIAL METERED SERVICE

APPLICABILITY

Applicable to all metered water service except that provided to single-family residential customers.

TERRITORY

Hermosa Beach, Redondo Beach, Torrance, and vicinity, Los Angeles County

RATES

Quantity Rates:

For all meter sizes, per 100 cubic feet..... \$4.8750 (I)

Service Charge:

	Per Meter	
	Per Month	
For ..... 5/8 x 3/4 - inch meter	\$10.23	(I)
For ..... 3/4 - inch meter	\$15.35	
For ..... 1 - inch meter	\$25.58	
For ..... 1-1/2 - inch meter	\$51.16	
For ..... 2 - inch meter	\$81.86	
For ..... 3 - inch meter	\$153.49	
For ..... 4 - inch meter	\$255.82	
For ..... 6 - inch meter	\$511.64	
For ..... 8 - inch meter	\$818.62	
For ..... 10 - inch meter	\$1,176.77	
For ..... 12 - inch meter	\$1,688.41	
For ..... 14 - inch meter	\$2,302.38	(I)

The service charge is a readiness-to-serve charge which is applicable to all metered service and to which is added the charge for water used computed at the quantity rates.

SPECIAL CONDITIONS

- All bills are subject to the following tariff schedules: **Schedule UF** (CPUC reimbursement fee) and applicable surcharges and surcredits on **Schedule RSF** (Rate Support Fund), **Schedule LIRA** (Low-Income Ratepayer Assistance), and **Schedule AS** (Additional Surcharges and Surcredits).
- Qualifying non-profit group living facilities, agricultural employee housing facilities, and migrant farm worker housing centers are eligible for credits as shown on Schedule LIRA.

(To be inserted by utility)  
 Advice Letter No. \_\_\_\_\_  
 Decision No. \_\_\_\_\_

Issued by  
**PAUL G. TOWNSLEY**  
NAME  
Vice President  
TITLE

(To be inserted by Cal. P.U.C.)  
 Date Filed \_\_\_\_\_  
 Effective \_\_\_\_\_  
 Resolution No. \_\_\_\_\_

Schedule No. HR-6

Hermosa Redondo Tariff Area

RECLAIMED METERED SERVICE

APPLICABILITY

Applicable to all metered reclaimed water service

TERRITORY

Hermosa Beach, Redondo Beach, Torrance, and vicinity, Los Angeles County

RATES

Quantity Rates:

Per 100 Cu. ft. .... \$3.9234 \* (I)

Service Charge:

	Per Meter Per Month	
For ..... 5/8 x 3/4 - inch meter	\$11.65	(I)
For ..... 3/4 - inch meter	\$17.47	
For ..... 1 - inch meter	\$29.11	
For ..... 1-1/2 - inch meter	\$58.23	
For ..... 2 - inch meter	\$93.16	
For ..... 3 - inch meter	\$174.68	
For ..... 4 - inch meter	\$291.13	
For ..... 6 - inch meter	\$582.26	
For ..... 8 - inch meter	\$931.62	
For ..... 10 - inch meter	\$1,339.20	
For ..... 12 - inch meter	\$1,921.46	
For ..... 14 - inch meter	\$2,620.17	(I)

The service charge is a readiness-to-serve charge which is applicable to all metered service and to which is added the charge for water used computed at the quantity rate.

SPECIAL CONDITIONS

1. Reclaimed water will be supplied only as available from West Basin Municipal Water District.
2. As a condition of service under this schedule, all customers are required to comply with the Company's Rule 16, **Section D**, Reclaimed Water Service.
3. All bills are subject to the following tariff schedules: **Schedule UF** (CPUC reimbursement fee) and **applicable** surcharges and surcredits on **Schedule RSF** (Rate Support Fund), **Schedule LIRA** (Low-Income Ratepayer Assistance), and **Schedule AS** (Additional Surcharges and Surcredits). (L) (T)

\*Reclaimed water customers that have signed a contract with the West Basin Municipal Water District (West Basin) for repayment of the conversion costs from potable to reclaimed water service will be charged the potable quantity rates while the contract is in effect. The Company will pay West Basin a percentage of the quantity rate revenues collected from reclaimed water customers billed at potable water rates. The percentage refunded represents the difference between the current West Basin wholesale potable water rate and the wholesale reclaimed water rate.

(To be inserted by utility)  
 Advice Letter No. 2161, 2162  
 Decision No. -

Issued by  
**PAUL G. TOWNSLEY**  
NAME  
**Vice President**  
TITLE

(To be inserted by Cal. P.U.C.)  
 Date Filed \_\_\_\_\_  
 Effective \_\_\_\_\_  
 Resolution No. -

Schedule No. KRV-AR-1  
 Kern River Valley Tariff Area  
GENERAL METERED SERVICE  
 (Page 1 of 2)

APPLICABILITY

Applicable to all metered water service.

TERRITORY

Arden Water Service Area:

Wofford Heights and vicinity, located approximately two miles south of Kernville in Kern County.

Bodfish Water Service Area:

The unincorporated area known as Bodfish and vicinity and a non-contiguous area known as Canyon Heights, Kern County.

Kernville Water Service Area:

The community of Kernville and vicinity, Kern County and James Water service area.

Lakeland Water Service Area:

The area known as Lakeland, Tracts No. 2412, 3035, 3036, 3108 and vicinity, located northeast of the community of Lake Isabella, Kern County.

Squirrel Mountain Water Service Area:

Squirrel Mountain and vicinity, located in the unincorporated area south of Mountain Mesa on State Highway 178, five miles east of Lake Isabella in Kern County.

Mountain Shadows, Onyx, South Lake, Split Mountain Water Service Areas:

The unincorporated area known as Mountain Shadows, Subdivision of Wofford Heights, approximately 4 miles southwest of the community of Kernville, Kern County. Onyx and vicinity, located approximately five miles northwest of Weldon, Kern County. Southlake and vicinity, located immediately south of State Highway 178, approximately four miles west of Weldon, Kern County. Tracts No. 3141, 3491 and along Evans Road between those tracts, located near Wofford Heights, Kern County.

RATES

Quantity Rates:

All water delivered, per 100 cu. ft. ....	\$9.4950	(1)
---	----------	-----

Service Charge:

Per Meter Per Month

For .....	5/8 x 3/4 - inch meter	\$71.03	(1)
For .....	3/4 - inch meter	\$106.55	
For .....	Fire Sprinkler with 1 - inch meter	\$65.63	
For .....	1 - inch meter	\$177.58	
For .....	1-1/2 - inch meter	\$355.16	
For .....	2 - inch meter	\$568.25	
For .....	3 - inch meter	\$1,065.47	
For .....	4 - inch meter	\$1,775.78	(1)

The service charge is a readiness-to-serve charge which is applicable to all metered service and to which is added the charge for water used computed at the quantity rate.

SPECIAL CONDITIONS

1. Qualifying low-income individually metered residential customers are eligible for credits as shown on Schedule LIRA.
2. All bills are subject to the following tariff schedules: **Schedule UF** (CPUC reimbursement fee) and applicable surcharges and surcredits on **Schedule RSF** (Rate Support Fund), **Schedule LIRA** (Low-Income Ratepayer Assistance), and **Schedule AS** (Additional Surcharges and Surcredits).
3. Fire sprinkler rates: A single-family residence with a meter size that has a "fire sprinkler" rate (listed above) is eligible for that rate if: (a) the customer is paying for service where a residential fire sprinkler system is required/requested to be installed by local fire or building codes; (b) a smaller meter would be large enough to provide adequate service in the absence of the additional demand needed to supply water to the system; (c) the sprinkler system is served through the meter providing residential water service; and (d) the customer requests the "fire sprinkler" rate. The Company may seek verification that the above criteria are met. This service will be considered a general metered service and not a fire service, so the rules and conditions for general metered service shall apply.

(To be inserted by utility)  
 Advice Letter No. \_\_\_\_\_  
 Decision No. \_\_\_\_\_

Issued by  
**PAUL G. TOWNSLEY**  
NAME  
 Vice President  
TITLE

(To be inserted by Cal. P.U.C.)  
 Date Filed \_\_\_\_\_  
 Effective \_\_\_\_\_  
 Resolution No. \_\_\_\_\_ -



Schedule No. KRV-AR-1  
 Kern River Valley Tariff Area  
GENERAL METERED SERVICE  
 Page 2 of 2

SPECIAL CONDITIONS (continued):

4. The established billing cycle for the following areas is every other month (bi-monthly).  
 Bodfish Water Service Area, Lakeland Water Service Area, South Lake Water Service Area, and the Mountain Shadows, Onyx, South Lake, Split Mountain Water Service Areas.
5. The SDWBA (Safe Drinking Water Bond Act) surcharge is in addition to the water bill. This surcharge must be identified on each bill. This surcharge is specifically for the repayment of the California SDWBA loan as authorized by the specified decision for the following areas:
- Kernville Water Service Area - D.85-04-021  
 Lakeland Water Service Area - D.94-09-024  
 Squirrel Mountain Water Service Area - D.94-07-023

Service Charge:	SDWBA Monthly Surcharges		
	Kernville	Lakeland	Squirrel Mtn
For ..... 5/8 x 3/4 - inch meter	\$5.46	\$11.00	\$7.70
For ..... 3/4 - inch meter	\$8.19	\$16.50	\$11.55
For ..... Fire Sprinkler with 1 - inch meter	\$13.65	\$27.51	\$19.25
For ..... 1 - inch meter	\$13.65	\$27.51	\$19.25
For ..... 1-1/2 - inch meter	\$27.29	\$55.01	\$38.50
For ..... 2 - inch meter	\$43.66	\$88.02	\$61.60
For ..... 3 - inch meter	\$81.87	\$165.04	\$115.50
For ..... 4 - inch meter	\$136.45	\$275.06	\$192.50

6. Bodfish Water Service Area:  
 a. In the event that a customer terminates service under this schedule and reinstates service at the same location within 12 months, there will be a reconnection charge equal to the minimum charge which would have been billed had the customer not terminated service.
7. Lakeland Water Service Area:  
 A one-time check or surcredit per service size are to be added to each bill on the effective date of the Advice Letter 2143 & 2143-A & 2143-B to eliminate the accumulated excess funds in the Safe Drinking Water Bond Act fiduciary account. The surcredit is based on the prorated time the customer resided in the service area. Previous customers will receive a refund check.

Meter Size	One Time Surcredit
5/8 x 3/4- inch	\$ 85.89
3/4-inch	\$ 128.83
1-inch	\$ 214.72

(To be inserted by utility)  
 Advice Letter No. \_\_\_\_\_  
 Decision No. \_\_\_\_\_

Issued by  
**PAUL G. TOWNSLEY**  
NAME  
 Vice President  
TITLE

(To be inserted by Cal. P.U.C.)  
 Date Filed \_\_\_\_\_  
 Effective \_\_\_\_\_  
 Resolution No. \_\_\_\_\_ -

Schedule No. KC-1-R

King City Tariff Area

RESIDENTIAL METERED SERVICE

APPLICABILITY

Applicable to all metered water service provided to single-family residential customers.

TERRITORY

King City and vicinity, Monterey County.

RATES

Quantity Rates:

For the first 1,100 cubic feet, per 100 cubic feet.....	\$3.4753	(I)
For the next 1,000 cubic feet, per 100 cubic feet.....	\$3.8116	
For all over 2,100 cubic feet, per 100 cubic feet.....	\$4.4842	(I)

Service Charge:		Per Meter Per Month	
For .....	5/8 x 3/4 - inch meter	\$27.78	(I)
For .....	3/4 - inch meter	\$41.68	
For .....	Fire Sprinkler with 1 - inch meter	\$29.17	
For .....	1 - inch meter	\$69.46	
For .....	1-1/2 - inch meter	\$138.92	
For .....	2 - inch meter	\$222.27	
For .....	3 - inch meter	\$416.76	
For .....	4 - inch meter	\$694.60	
For .....	6 - inch meter	\$1,389.20	
For .....	8 - inch meter	\$2,222.72	
For .....	10 - inch meter	\$3,195.17	
For .....	12 - inch meter	\$4,584.37	
For .....	14 - inch meter	\$6,251.41	(I)

The service charge is a readiness-to-serve charge which is applicable to all metered service and to which is added the charge for water used computed at the quantity rates.

SPECIAL CONDITIONS

1. Qualifying low-income individually metered residential customers are eligible for credits as shown on Schedule LIRA.
2. All bills are subject to the following tariff schedules: **Schedule UF** (CPUC reimbursement fee) and applicable surcharges and surcredits on **Schedule RSF** (Rate Support Fund), **Schedule LIRA** (Low-Income Ratepayer Assistance), and **Schedule AS** (Additional Surcharges and Surcredits).
3. Fire sprinkler rates: A single-family residence with a meter size that has a "fire sprinkler" rate (listed above) is eligible for that rate if: (a) the customer is paying for service where a residential fire sprinkler system is required/requested to be installed by local fire or building codes; (b) a smaller meter would be large enough to provide adequate service in the absence of the additional demand needed to supply water to the system; (c) the sprinkler system is served through the meter providing residential water service; and (d) the customer requests the "fire sprinkler" rate. The Company may seek verification that the above criteria are met. This service will be considered a general metered service, and not a fire service, so the rules and conditions for general metered service shall apply.

(To be inserted by utility)

Issued by

(To be inserted by Cal. P.U.C.)

Advice Letter No. \_\_\_\_\_

**PAUL G. TOWNSLEY**

Date Filed \_\_\_\_\_

Decision No. \_\_\_\_\_

Vice President  
TITLE

Effective \_\_\_\_\_

Resolution No. \_\_\_\_\_ -

Schedule No. KC-1-NR

King City Tariff Area

NONRESIDENTIAL METERED SERVICE

APPLICABILITY

Applicable to all metered water service except that provided to single-family residential customers.

TERRITORY

King City and vicinity, Monterey County.

RATES

Quantity Rates:

For all meter sizes, per 100 cubic feet..... \$4.0112 (I)

Service Charge:

		Per Meter Per Month	
For .....	5/8 x 3/4 - inch meter	\$24.82	(I)
For .....	3/4 - inch meter	\$37.23	
For .....	1 - inch meter	\$62.06	
For .....	1-1/2 - inch meter	\$124.12	
For .....	2 - inch meter	\$198.59	
For .....	3 - inch meter	\$372.35	
For .....	4 - inch meter	\$620.58	
For .....	6 - inch meter	\$1,241.17	
For .....	8 - inch meter	\$1,985.87	
For .....	10 - inch meter	\$2,854.68	
For .....	12 - inch meter	\$4,095.85	
For .....	14 - inch meter	\$5,585.25	(I)

The service charge is a readiness-to-serve charge which is applicable to all metered service and to which is added the charge for water used computed at the quantity rates.

SPECIAL CONDITIONS

- All bills are subject to the following tariff schedules: **Schedule UF** (CPUC reimbursement fee) and applicable surcharges and surcredits on **Schedule RSF** (Rate Support Fund), **Schedule LIRA** (Low-Income Ratepayer Assistance), and **Schedule AS** (Additional Surcharges and Surcredits).
- Qualifying non-profit group living facilities, agricultural employee housing facilities, and migrant farm worker housing centers are eligible for credits as shown on Schedule LIRA.

(To be inserted by utility)

Issued by

(To be inserted by Cal. P.U.C.)

Advice Letter No. \_\_\_\_\_

PAUL G. TOWNSLEY

Date Filed \_\_\_\_\_

Decision No. \_\_\_\_\_ - \_\_\_\_\_

Vice President  
TITLE

Effective \_\_\_\_\_

Schedule No. LS-1-R  
Los Altos-Surburan Tariff Area  
RESIDENTIAL METERED SERVICE

APPLICABILITY

Applicable to all metered water service provided to single-family residential customers.

TERRITORY

Los Altos and vicinity, Santa Clara County.

RATES

Quantity Rates:

For the first 1,000 cubic feet, per 100 cubic feet.....	\$3.9822	( 1 )
For the next 1,700 cubic feet, per 100 cubic feet.....	\$4.2364	
For all over 2,700 cubic feet, per 100 cubic feet.....	\$5.0837	( 1 )

Service Charge:		Per Meter	
		Per Month	
For .....	5/8 x 3/4 - inch meter	\$18.82	( 1 )
For .....	3/4 - inch meter	\$28.23	
For .....	Fire Sprinkler with 1 - inch meter	\$0.00	
For .....	1 - inch meter	\$47.04	
For .....	1-1/2 - inch meter	\$94.09	
For .....	2 - inch meter	\$150.54	
For .....	3 - inch meter	\$282.26	
For .....	4 - inch meter	\$440.97	
For .....	6 - inch meter	\$716.60	
For .....	8 - inch meter	\$1,146.58	
For .....	10 - inch meter	\$1,633.37	
For .....	12 - inch meter	\$2,108.97	
For .....	14 - inch meter	\$2,877.03	( 1 )

The service charge is a readiness-to-serve charge which is applicable to all metered service and to which is added the charge for water used computed at the quantity rates.

SPECIAL CONDITIONS

1. Customers who receive water deliveries for agricultural purposes under this schedule, and who present evidence to the utility that such deliveries qualify for the lower pump tax rates levied by Santa Clara Valley Water District for agricultural water, shall receive a credit of 50.1 cents per 100 cu. ft. on each water bill for the quantities of water used during the period covered by that bill.
2. All bills are subject to the following tariff schedules: **Schedule UF** (CPUC reimbursement fee) and applicable surcharges and surcredits on **Schedule RSF** (Rate Support Fund), **Schedule LIRA** (Low-Income Ratepayer Assistance), and **Schedule AS** (Additional Surcharges and Surcredits).
3. Fire sprinkler rates: A single-family residence with a meter size that has a "fire sprinkler" rate (listed above) is eligible for that rate if: (a) the customer is paying for service where a residential fire sprinkler system is required/requested to be installed by local fire or building codes; (b) a smaller meter would be large enough to provide adequate service in the absence of the additional demand needed to supply water to the system; (c) the sprinkler system is served through the meter providing residential water service; and (d) the customer requests the "fire sprinkler" rate. The Company may seek verification that the above criteria are met. This service will be considered a general metered service, and not a fire service, so the rules and conditions for general metered service shall apply.

(To be inserted by utility)  
 Advice Letter No. \_\_\_\_\_  
 Decision No. \_\_\_\_\_

*Issued by*  
**PAUL G. TOWNSLEY**  
NAME  
**Vice President**  
TITLE

(To be inserted by Cal. P.U.C.)  
 Date Filed \_\_\_\_\_  
 Effective \_\_\_\_\_  
 Resolution No. \_\_\_\_\_ -

Schedule No. LS-1-NR  
Los Altos-Surburan Tariff Area  
NONRESIDENTIAL METERED SERVICE

APPLICABILITY

Applicable to all metered water service except that provided to single-family residential customers.

TERRITORY

Los Altos and vicinity, Santa Clara County.

RATES

Quantity Rates:

For all meter sizes, per 100 cubic feet..... \$4.3751 (I)

Service Charge:

		<u>Per Meter</u>	
		<u>Per Month</u>	
For .....	5/8 x 3/4 - inch meter	\$14.72	(I)
For .....	3/4 - inch meter	\$22.07	
For .....	1 - inch meter	\$36.79	
For .....	1-1/2 - inch meter	\$73.58	
For .....	2 - inch meter	\$117.72	
For .....	3 - inch meter	\$220.73	
For .....	4 - inch meter	\$344.53	
For .....	6 - inch meter	\$559.86	
For .....	8 - inch meter	\$895.72	
For .....	10 - inch meter	\$1,276.09	
For .....	12 - inch meter	\$1,647.65	
For .....	14 - inch meter	\$2,247.68	(I)

The service charge is a readiness-to-serve charge which is applicable to all metered service and to which is added the charge for water used computed at the quantity rates.

SPECIAL CONDITIONS

1. Customers who receive water deliveries for agricultural purposes under this schedule, and who present evidence to the utility that such deliveries qualify for the lower pump tax rates levied by Santa Clara Valley Water District for agricultural water, shall receive a credit of 50.1 cents per 100 cu. ft. on each water bill for the quantities of water used during the period covered by that bill.
2. All bills are subject to the following tariff schedules: **Schedule UF** (CPUC reimbursement fee) and applicable surcharges and surcredits on **Schedule RSF** (Rate Support Fund), **Schedule LIRA** (Low-Income Ratepayer Assistance), and **Schedule AS** (Additional Surcharges and Surcredits).
3. Qualifying non-profit group living facilities, agricultural employee housing facilities, and migrant farm worker housing centers are eligible for credits as shown on Schedule LIRA.

(To be inserted by utility)

Issued by

(To be inserted by Cal. P.U.C.)

Advice Letter No. \_\_\_\_\_

PAUL G. TOWNSLEY

Date Filed \_\_\_\_\_

Decision No. \_\_\_\_\_ - \_\_\_\_\_

Vice President

Effective \_\_\_\_\_

Schedule No. LV-1-R  
Livermore Tariff Area  
RESIDENTIAL METERED SERVICE

APPLICABILITY

Applicable to all metered water service provided to single-family residential customers.

TERRITORY

Livermore and vicinity, Alameda County.

RATES

Quantity Rates:

For the first 900 cubic feet, per 100 cubic feet.....	\$3.2456	( I )
For the next 1,400 cubic feet, per 100 cubic feet.....	\$3.4528	
For all over 2,300 cubic feet, per 100 cubic feet.....	\$4.1432	( I )

Service Charge:

	Per Meter	
	Per Month	
For ..... 5/8 x 3/4 - inch meter	\$18.67	( I )
For ..... 3/4 - inch meter	\$28.00	
For ..... 1 - inch meter	\$46.67	
For ..... Fire Sprinkler with 1 - inch meter	\$21.17	
For ..... 1-1/2 - inch meter	\$87.33	
For ..... 2 - inch meter	\$149.35	
For ..... 3 - inch meter	\$271.52	
For ..... 4 - inch meter	\$466.70	
For ..... 6 - inch meter	\$827.48	
For ..... 8 - inch meter	\$1,370.56	
For ..... 10 - inch meter	\$2,146.84	
For ..... 12 - inch meter	\$3,080.24	
For ..... 14 - inch meter	\$4,200.33	( I )

The service charge is a readiness-to-serve charge which is applicable to all metered service and to which is added the charge for water used computed at the quantity rates.

SPECIAL CONDITIONS

1. Any service to a residential customer not exceeding two units who requires a 1-inch meter only because of fire flow requirements to a fire sprinkler system will be billed at the above 5/8 x 3/4 inch meter service charge plus a \$2.50 surcharge, which together equal \$21.17 per month.
2. All bills are subject to the following tariff schedules: **Schedule UF** (CPUC reimbursement fee) and applicable surcharges and surcredits on **Schedule RSF** (Rate Support Fund), **Schedule LIRA** (Low-Income Ratepayer Assistance), and **Schedule AS** (Additional Surcharges and Surcredits).
3. Qualifying low-income individually metered residential customers are eligible for credits as shown on Schedule LIRA.

(To be inserted by utility)  
 Advice Letter No. \_\_\_\_\_  
 Decision No. \_\_\_\_\_ - \_\_\_\_\_

Issued by  
**PAUL G. TOWNSLEY**  
NAME  
 Vice President  
TITLE

(To be inserted by Cal. P.U.C.)  
 Date Filed \_\_\_\_\_  
 Effective \_\_\_\_\_  
 Resolution No. \_\_\_\_\_ - \_\_\_\_\_

Schedule No. LV-1-NR  
Livermore Tariff Area  
NONRESIDENTIAL METERED SERVICE

APPLICABILITY

Applicable to all metered water service except that provided to single-family residential customers.

TERRITORY

Livermore and vicinity, Alameda County.

RATES

Quantity Rates:

For all meter sizes, per 100 cubic feet..... \$3.5878 (I)

Service Charge:

		<u>Per Meter</u> <u>Per Month</u>	
For .....	5/8 x 3/4 - inch meter	\$14.01	(I)
For .....	3/4 - inch meter	\$21.01	
For .....	1 - inch meter	\$35.01	
For .....	1-1/2 - inch meter	\$65.51	
For .....	2 - inch meter	\$112.04	
For .....	3 - inch meter	\$203.66	
For .....	4 - inch meter	\$350.13	
For .....	6 - inch meter	\$620.61	
For .....	8 - inch meter	\$1,027.90	
For .....	10 - inch meter	\$1,610.60	
For .....	12 - inch meter	\$2,310.86	
For .....	14 - inch meter	\$3,151.17	(I)

The service charge is a readiness-to-serve charge which is applicable to all metered service and to which is added the charge for water used computed at the quantity rate.

SPECIAL CONDITIONS

1. All bills are subject to the following tariff schedules: **Schedule UF** (CPUC reimbursement fee) and applicable surcharges and surcredits on **Schedule RSF** (Rate Support Fund), **Schedule LIRA** (Low-Income Ratepayer Assistance), and **Schedule AS** (Additional Surcharges and Surcredits).
2. Qualifying non-profit group living facilities, agricultural employee housing facilities, and migrant farm worker housing centers are eligible for credits as shown on Schedule LIRA.

(To be inserted by utility)

*Issued by*

(To be inserted by Cal. P.U.C.)

Advice Letter No. \_\_\_\_\_

PAUL G. TOWNSLEY

Date Filed \_\_\_\_\_

Decision No. \_\_\_\_\_

Vice President  
TITLE

Effective \_\_\_\_\_

Resolution No. \_\_\_\_\_ -

Schedule No. MR-1-R  
Marysville Tariff Area  
RESIDENTIAL METERED SERVICE

APPLICABILITY

Applicable to all metered water service provided to single-family residential customers.

TERRITORY

Marysville and vicinity, Yuba County.

RATES

Quantity Rates:

For the first 900 cubic feet, per 100 cubic feet.....	\$2.4731	( I )
For the next 1,200 cubic feet, per 100 cubic feet.....	\$2.6883	
For all over 2,100 cubic feet, per 100 cubic feet.....	\$3.0914	( I )

Service Charge:		Per Meter Per Month	
For .....	5/8 x 3/4 - inch meter	\$25.61	( I )
For .....	3/4 - inch meter	\$38.42	
For .....	Fire Sprinkler with 1 - inch meter	\$27.15	
For .....	1 - inch meter	\$64.03	
For .....	1-1/2 - inch meter	\$128.05	
For .....	2 - inch meter	\$204.88	
For .....	3 - inch meter	\$384.15	
For .....	4 - inch meter	\$640.25	
For .....	6 - inch meter	\$1,280.50	
For .....	8 - inch meter	\$2,048.80	
For .....	10 - inch meter	\$2,945.15	
For .....	12 - inch meter	\$4,225.65	
For .....	14 - inch meter	\$5,762.26	( I )

The service charge is a readiness-to-serve charge which is applicable to all metered service and to which is added the charge for water used computed at the quantity rates.

SPECIAL CONDITIONS

1. Qualifying low-income individually metered residential customers are eligible for credits as shown on Schedule LIRA.
2. All bills are subject to the following tariff schedules: **Schedule UF** (CPUC reimbursement fee) and applicable surcharges and surcredits on **Schedule RSF** (Rate Support Fund), **Schedule LIRA** (Low-Income Ratepayer Assistance), and **Schedule AS** (Additional Surcharges and Surcredits).
3. Fire sprinkler rates: A single-family residence with a meter size that has a "fire sprinkler" rate (listed above) is eligible for that rate if: (a) the customer is paying for service where a residential fire sprinkler system is required/requested to be installed by local fire or building codes; (b) a smaller meter would be large enough to provide adequate service in the absence of the additional demand needed to supply water to the system; (c) the sprinkler system is served through the meter providing residential water service; and (d) the customer requests the "fire sprinkler" rate. The Company may seek verification that the above criteria are met. This service will be considered a general metered service, and not a fire service, so the rules and conditions for general metered service shall apply.



Schedule No. MR-1-NR  
Marysville Tariff Area  
NONRESIDENTIAL METERED SERVICE

APPLICABILITY

Applicable to all metered water service except that provided to single-family residential customers.

TERRITORY

Marysville and vicinity, Yuba County.

RATES

Quantity Rates:

For all meter sizes, per 100 cubic feet..... \$2.6595 (I)

Service Charge:

		Per Meter Per Month	
For .....	5/8 x 3/4 - inch meter	\$22.24	(I)
For .....	3/4 - inch meter	\$33.36	
For .....	1 - inch meter	\$55.60	
For .....	1-1/2 - inch meter	\$111.21	
For .....	2 - inch meter	\$177.93	
For .....	3 - inch meter	\$333.62	
For .....	4 - inch meter	\$556.04	
For .....	6 - inch meter	\$1,112.08	
For .....	8 - inch meter	\$1,779.33	
For .....	10 - inch meter	\$2,557.78	
For .....	12 - inch meter	\$3,669.86	
For .....	14 - inch meter	\$5,004.36	(I)

The service charge is a readiness-to-serve charge which is applicable to all metered service and to which is added the charge for water used computed at the quantity rate.

SPECIAL CONDITIONS

- All bills are subject to the following tariff schedules: **Schedule UF** (CPUC reimbursement fee) and applicable surcharges and surcredits on **Schedule RSF** (Rate Support Fund), **Schedule LIRA** (Low-Income Ratepayer Assistance), and **Schedule AS** (Additional Surcharges and Surcredits).
- Qualifying non-profit group living facilities, agricultural employee housing facilities, and migrant farm worker housing centers are eligible for credits as shown on Schedule LIRA.

(To be inserted by utility)

Issued by

(To be inserted by Cal. P.U.C.)

Advice Letter No. \_\_\_\_\_

PAUL G. TOWNSLEY

Date Filed \_\_\_\_\_

Decision No. \_\_\_\_\_

Vice President  
TITLE

Effective \_\_\_\_\_

Schedule No. MR-2R

Marysville Tariff Area

RESIDENTIAL FLAT RATE SERVICE

APPLICABILITY

Applicable to all flat rate residential water service.

TERRITORY

Marysville and vicinity, Yuba County.

RATES

For a single-family residential unit, including premises having the following areas:	<u>Per Service Connection per Month</u>	
6,000 sq. ft., or less .....	\$99.41	(I)
6,001 to 10,000 sq. ft. ....	\$119.97	
10,001 to 16,000 sq. ft. ....	\$147.90	
16,001 to 25,000 sq. ft. ....	\$187.82	(I)
For each additional single-family residential unit on the same premises and served from the same service connection .....	\$71.00	(I)

SPECIAL CONDITIONS

1. The above flat rates apply to service connections not larger than one inch in diameter.
2. All service not covered by the above classifications shall be furnished only on a metered basis.
3. For service covered by the above classifications, if the utility or the customer so elects, a meter shall be installed and service provided under Schedule No. MR-1-R, Residential Metered Service.
4. This Schedule is closed to all new connections as of Jan 20, 1992, the effective date of Tariff Sheet No. 4336-W.
5. Qualifying low-income individually metered residential customers are eligible for credits as shown on Schedule LIRA.
6. All bills are subject to the following tariff schedules: **Schedule UF** (CPUC reimbursement fee) and applicable surcharges and surcredits on **Schedule RSF** (Rate Support Fund), **Schedule LIRA** (Low-Income Ratepayer Assistance), and **Schedule AS** (Additional Surcharges and Surcredits).

(To be inserted by utility)  
 Advice Letter No. \_\_\_\_\_  
 Decision No. \_\_\_\_\_

*Issued by*  
**PAUL G. TOWNSLEY**  
NAME  
**Vice President**  
TITLE

(To be inserted by Cal. P.U.C.)  
 Date Filed \_\_\_\_\_  
 Effective \_\_\_\_\_  
 Resolution No. \_\_\_\_\_

Schedule No. OR-1-R

Oroville Tariff Area

RESIDENTIAL METERED SERVICE

APPLICABILITY

Applicable to all metered water service provided to single-family residential customers.

TERRITORY

Oroville and vicinity, Butte County.

RATES

Quantity Rates:

For the first 800 cubic feet, per 100 cubic feet.....	\$2.8498	(1)
For the next 1,400 cubic feet, per 100 cubic feet.....	\$3.0599	
For all over 2,200 cubic feet, per 100 cubic feet.....	\$3.6000	(1)

Service Charge:		Per Meter Per Month	
For .....	5/8 x 3/4 - inch meter	\$36.77	(1)
For .....	3/4 - inch meter	\$55.16	
For .....	Fire Sprinkler with 1 - inch meter	\$14.37	
For .....	1 - inch meter	\$77.47	
For .....	1-1/2 - inch meter	\$157.07	
For .....	2 - inch meter	\$200.77	
For .....	3 - inch meter	\$360.07	
For .....	4 - inch meter	\$513.84	
For .....	6 - inch meter	\$844.28	
For .....	8 - inch meter	\$1,257.22	
For .....	10 - inch meter	\$4,229.03	
For .....	12 - inch meter	\$6,067.74	
For .....	14 - inch meter	\$8,274.19	(1)

The service charge is a readiness-to-serve charge which is applicable to all metered service and to which is added the charge for water used computed at the quantity rates.

SPECIAL CONDITIONS

1. Qualifying low-income individually metered residential customers are eligible for credits as shown on Schedule LIRA.
2. All bills are subject to the following tariff schedules: **Schedule UF** (CPUC reimbursement fee) and applicable surcharges and surcredits on **Schedule RSF** (Rate Support Fund), **Schedule LIRA** (Low-Income Ratepayer Assistance), and **Schedule AS** (Additional Surcharges and Surcredits).
3. Fire sprinkler rates: A single-family residence with a meter size that has a "fire sprinkler" rate (listed above) is eligible for that rate if: (a) the customer is paying for service where a residential fire sprinkler system is required/requested to be installed by local fire or building codes; (b) a smaller meter would be large enough to provide adequate service in the absence of the additional demand needed to supply water to the system; (c) the sprinkler system is served through the meter providing residential water service; and (d) the customer requests the "fire sprinkler" rate. The Company may seek verification that the above criteria are met. This service will be considered a general metered service, and not a fire service, so the rules and conditions for general metered service shall apply.

(To be inserted by utility)  
 Advice Letter No. \_\_\_\_\_  
 Decision No. \_\_\_\_\_

Issued by  
**PAUL G. TOWNSLEY**  
NAME  
 Vice President  
TITLE

(To be inserted by Cal. P.U.C.)  
 Date Filed \_\_\_\_\_  
 Effective \_\_\_\_\_  
 Resolution No. \_\_\_\_\_ -

Schedule No. OR-1-NR

Oroville Tariff Area

NONRESIDENTIAL METERED SERVICE

APPLICABILITY

Applicable to all metered water service except that provided to single-family residential customers.

TERRITORY

Oroville and vicinity, Butte County.

RATES

Quantity Rates:

For all meter sizes, per 100 cubic feet..... \$3.0206 (I)

Service Charge:

		Per Meter Per Month	
For .....	5/8 x 3/4 - inch meter	\$31.78	(I)
For .....	3/4 - inch meter	\$47.66	
For .....	1 - inch meter	\$66.93	
For .....	1-1/2 - inch meter	\$135.71	
For .....	2 - inch meter	\$173.46	
For .....	3 - inch meter	\$322.05	
For .....	4 - inch meter	\$443.94	
For .....	6 - inch meter	\$729.45	
For .....	8 - inch meter	\$1,086.21	
For .....	10 - inch meter	\$3,654.13	
For .....	12 - inch meter	\$5,242.89	
For .....	14 - inch meter	\$7,149.39	(I)

The service charge is a readiness-to-serve charge which is applicable to all metered service and to which is added the charge for water used computed at the quantity rates.

SPECIAL CONDITIONS

1. All bills are subject to the following tariff schedules: **Schedule UF** (CPUC reimbursement fee) and applicable surcharges and surcredits on **Schedule RSF** (Rate Support Fund), **Schedule LIRA** (Low-Income Ratepayer Assistance), and **Schedule AS** (Additional Surcharges and Surcredits).
2. Qualifying non-profit group living facilities, agricultural employee housing facilities, and migrant farm worker housing centers are eligible for credits as shown on Schedule LIRA.

(To be inserted by utility)

Advice Letter No. \_\_\_\_\_

Decision No. \_\_\_\_\_ - \_\_\_\_\_

Issued by

**PAUL G. TOWNSLEY**  
NAME  
 Vice President  
TITLE

(To be inserted by Cal. P.U.C.)

Date Filed \_\_\_\_\_

Effective \_\_\_\_\_

Resolution No. \_\_\_\_\_ - \_\_\_\_\_

Schedule No. OR-3M

Oroville Tariff Area

IRRIGATION SERVICE

APPLICABILITY

Applicable to service of untreated water from the Powers Canal to irrigation districts and to irrigation or mining ditches, for uses including but not limited to the irrigation of vineyards, orchards and pasture lands.

TERRITORY

Lands located along the Powers Canal, between Coal Canyon Powerhouse and Cherokee Reservoir north of the city of Oroville, Butte County.

RATES

	<u>Per Miner's Inch Day</u>	
For all water delivered .....	<b>\$2.7141</b>	( I )

SPECIAL CONDITIONS

1. A miner's inch day is defined as the quantity of water equal to 1/40 of a cubic foot per second flowing continuously for a period of 24 hours.
2. As of August 20, 2004, this schedule is closed to new connections. All customers seeking irrigation service from the Powers Canal should request service under Schedule OR-3M-Interruptible.
3. All bills are subject to the reimbursement fees set forth on Schedule UF.

(To be inserted by utility)

*Issued by*

(To be inserted by Cal. P.U.C.)

Advice Letter No. \_\_\_\_\_

PAUL G. TOWNSLEY

Date Filed \_\_\_\_\_

Decision No. \_\_\_\_\_

NAME  
Vice President  
TITLE

Effective \_\_\_\_\_

Resolution No. \_\_\_\_\_ - \_\_\_\_\_

Schedule No. OR-3M-I

Oroville Tariff Area

INTERRUPTIBLE IRRIGATION SERVICE

APPLICABILITY

Applicable to service of untreated water from the Powers Canal to irrigation districts and to irrigation or mining ditches, for uses including but not limited to the irrigation of vineyards, orchards and pasture lands.

TERRITORY

Lands located along the Powers Canal, between Coal Canyon Powerhouse and Cherokee Reservoir north of the city of Oroville, Butte County.

RATES

	<u>Per Miner's Inch Day</u>	
For all water delivered .....	\$2.7141	(I)

SPECIAL CONDITIONS

1. A miner's inch day is defined as the quantity of water equal to 1/40 of a cubic foot per second flowing continuously for a period of 24 hours.
2. All bills are subject to the reimbursement fees set forth on Schedule UF.
3. Service on this schedule is subject to interruption based on availability of water supplies in the Powers Canal. On Cal water's request, the customer will curtail use of water from the canal within two hours.

(To be inserted by utility)

Advice Letter No. \_\_\_\_\_

Decision No. \_\_\_\_\_

*Issued by*

PAUL G. TOWNSLEY  
NAME

Vice President  
TITLE

(To be inserted by Cal. P.U.C.)

Date Filed \_\_\_\_\_

Effective \_\_\_\_\_

Resolution No. \_\_\_\_\_ - \_\_\_\_\_

Schedule No. PV-1-R  
Palos Verdes Tariff Area  
RESIDENTIAL METERED SERVICE

APPLICABILITY

Applicable to all metered water service provided to single-family residential customers.

TERRITORY

Palos Verdes Estates, Rolling Hills, Rolling Hills Estates, Lomita, Rancho Palos Verdes, and vicinity, Los Angeles County.

RATES

Quantity Rates:

For the first 1,500 cubic feet, per 100 cubic feet.....	\$4.4212	( I )
For the next 2,000 cubic feet, per 100 cubic feet.....	\$4.7285	
For all over 3,500 cubic feet, per 100 cubic feet.....	\$5.6743	( I )

Service Charge:	Per Meter Per Month	
For ..... 5/8 x 3/4 - inch meter	\$21.12	( I )
For ..... 3/4 - inch meter	\$31.68	
For ..... Fire.Sprinkler with 1 - inch meter	\$22.18	
For ..... 1 - inch meter	\$52.80	
For ..... 1-1/2 - inch meter	\$105.60	
For ..... 2 - inch meter	\$168.96	
For ..... 3 - inch meter	\$316.80	
For ..... 4 - inch meter	\$528.01	
For ..... 6 - inch meter	\$1,056.02	
For ..... 8 - inch meter	\$1,689.62	
For ..... 10 - inch meter	\$2,428.84	
For ..... 12 - inch meter	\$3,484.85	
For ..... 14 - inch meter	\$4,752.07	( I )

The service charge is a readiness-to-serve charge which is applicable to all metered service and to which is added the charge for water used computed at the quantity rates.

SPECIAL CONDITIONS

1. Qualifying low-income individually metered residential customers are eligible for credits as shown on **Schedule LIRA**.
2. All bills are subject to the following tariff schedules: **Schedule UF** (CPUC reimbursement fee) and applicable surcharges and surcredits on **Schedule RSF** (Rate Support Fund), **Schedule LIRA** (Low-Income Ratepayer Assistance), and **Schedule AS** (Additional Surcharges and Surcredits).
3. Fire sprinkler rates: A single-family residence with a meter size that has a "fire sprinkler" rate (listed above) is eligible for that rate if: (a) the customer is paying for service where a residential fire sprinkler system is required/requested to be installed by local fire or building codes; (b) a smaller meter would be large enough to provide adequate service in the absence of the additional demand needed to supply water to the system; (c) the sprinkler system is served through the meter providing residential water service; and (d) the customer requests the "fire sprinkler" rate. The Company may seek verification that the above criteria are met. This service will be considered a general metered service, and not a fire service, so the rules and conditions for general metered service shall apply.

(To be inserted by utility)  
 Advice Letter No. \_\_\_\_\_  
 Decision No. \_\_\_\_\_

*Issued by*  
**PAUL G. TOWNSLEY**  
NAME  
Vice President  
TITLE

(To be inserted by Cal. P.U.C.)  
 Date Filed \_\_\_\_\_  
 Effective \_\_\_\_\_  
 Resolution No. \_\_\_\_\_

Schedule No. PV-1-NR  
Palos Verdes Tariff Area  
NONRESIDENTIAL METERED SERVICE

APPLICABILITY

Applicable to all metered water service except that provided to single-family residential customers.

TERRITORY

Palos Verdes Estates, Rolling Hills, Rolling Hills Estates, Lomita, Rancho Palos Verdes,  
 and vicinity, Los Angeles County.

RATES

Quantity Rates:

For all meter sizes, per 100 cubic feet ..... \$4.1359 (I)

Service Charge:

	<u>Per Meter</u>	
	<u>Per Month</u>	
For ..... 5/8 x 3/4 - inch meter	\$19.36	(I)
For ..... 3/4 - inch meter	\$29.03	
For ..... 1 - inch meter	\$48.39	
For ..... 1-1/2 - inch meter	\$96.78	
For ..... 2 - inch meter	\$154.85	
For ..... 3 - inch meter	\$290.34	
For ..... 4 - inch meter	\$483.90	
For ..... 6 - inch meter	\$967.79	
For ..... 8 - inch meter	\$1,548.47	
For ..... 10 - inch meter	\$2,225.93	
For ..... 12 - inch meter	\$3,193.72	
For ..... 14 - inch meter	\$4,355.07	(I)

The service charge is a readiness-to-serve charge which is applicable to all metered service and to which is added the charge for water used computed at the quantity rate.

SPECIAL CONDITIONS

- All bills are subject to the following tariff schedules: **Schedule UF** (CPUC reimbursement fee) and applicable surcharges and surcredits on **Schedule RSF** (Rate Support Fund), **Schedule LIRA** (Low-Income Ratepayer Assistance), and **Schedule AS** (Additional Surcharges and Surcredits).
- Qualifying non-profit group living facilities, agricultural employee housing facilities, and migrant farm worker housing centers are eligible for credits as shown on Schedule LIRA.

(To be inserted by utility)

Issued by

(To be inserted by Cal. P.U.C.)

Advice Letter No. \_\_\_\_\_

**PAUL G. TOWNSLEY**

Date Filed \_\_\_\_\_

Decision No. \_\_\_\_\_

Vice President  
TITLE

Effective \_\_\_\_\_

Resolution No. \_\_\_\_\_



Schedule No. PV-6

Palos Verdes Tariff Area

RECLAIMED METERED SERVICE

APPLICABILITY

Applicable to all metered reclaimed water service

TERRITORY

Palos Verdes Estates, Rolling Hills, Rolling Hills Estates, Lomita, Rancho Palos Verdes and vicinity,  
 Los Angeles County.

RATES

Quantity Rates:

Per 100 Cu. ft. .... \$2.9918 \* (I)

Service Change:

	Per Meter Per Month	
For.....5/8 x 3/4 - inch meter	\$25.82	(I)
For.....3/4 - inch meter	\$38.73	
For.....1 - inch meter	\$64.55	
For.....1-1/2 - inch meter	\$129.10	
For.....2 - inch meter	\$206.55	
For.....3 - inch meter	\$387.29	
For.....4 - inch meter	\$645.48	
For.....6 - inch meter	\$1,290.95	
For.....8 - inch meter	\$2,065.53	
For.....10 - inch meter	\$2,969.19	
For.....12 - inch meter	\$4,260.15	
For.....14 - inch meter	\$5,809.29	(I)

The service charge is a readiness-to-serve charge which is applicable to all metered service and to which is added the charge for water used computed at the quantity rate.

SPECIAL CONDITIONS

1. Recycled water will be supplied only as available from West Basin Municipal Water District.
2. As a condition of service under this schedule, all customers are required to comply with the Company's Rule 16, **Section D**, Reclaimed Water Service.
3. All bills are subject to the following tariff schedules: **Schedule UF** (CPUC reimbursement fee) and applicable surcharges and surcredits on **Schedule RSF** (Rate Support Fund), **Schedule LIRA** (Low-Income Ratepayer Assistance), and **Schedule AS** (Additional Surcharges and Surcredits).

\*Reclaimed water customers that have signed a contract with the West Basin Municipal Water District (West Basin) for repayment of the conversion costs from potable to reclaimed water service will be charged the potable quantity rates while the contract is in effect. The Company will pay West Basin a percentage of the quantity rate revenues collected from reclaimed water customers billed at potable water rates. The percentage refunded represents the difference between the current West Basin wholesale potable water rate and the wholesale reclaimed water rate.

(To be inserted by utility)

Issued by

(To be inserted by Cal. P.U.C.)

Advice Letter No. \_\_\_\_\_

PAUL G. TOWNSLEY

Date Filed \_\_\_\_\_

Decision No. \_\_\_\_\_

NAME  
 Vice President  
 TITLE

Effective \_\_\_\_\_

Resolution No. \_\_\_\_\_ - \_\_\_\_\_

Schedule No. RV-CS-1  
 Redwood Valley Tariff Area  
 (Coast Springs Division)  
GENERAL METERED SERVICE  
 (Page 1 of 2)

APPLICABILITY

Applicable to all water service where furnished on an annual basis.

TERRITORY

Dillon Beach and vicinity, located approximately 4 miles west of Tomales, Marin County.

RATES

Quantity Rates:

Per 100 Cu. ft. .... \$46.4570 (I)

Service Charge:	Per Meter Per Month	SRF Surcharge Per Meter Per Month
For ..... 5/8 x 3/4 - inch meter	\$75.60	\$10.48
For ..... 3/4 - inch meter	\$113.40	\$15.73
For ..... Fire Sprinkler with 1 - inch meter	\$78.10	\$10.48
For ..... 1 - inch meter	\$189.00	\$26.21
For ..... 1-1/2 - inch meter	\$378.00	\$52.42
For ..... 2 - inch meter	\$604.81	\$83.87
For ..... 3 - inch meter	\$1,134.01	\$157.25
For ..... 4 - inch meter	\$1,890.02 (I)	\$262.09

The service charge is a readiness-to-serve charge which is applicable to all metered service and to which is added the charge for water used computed at the quantity rate.

SPECIAL CONDITIONS

1. The established billing cycle is every other month (bi-monthly).
2. Applicants requesting water service that would cause the Coast Springs water system to exceed 250 service connections, or such higher number of connections as DHS may subsequently allow under Coast Springs water system's domestic water supply permit, will be placed on a waiting list. Once additional service connections become available, applicants on the waiting list will be notified in the order they were received. Any previously accepted application for water service in the Coast Springs water system will be revoked if proof of a valid building permit is not provided within 18 months of acceptance of the application for water service or March 17, 2003, whichever is later. Applicants who have had their approval revoked in this manner will be placed at the end of the waiting list.
3. Any service to a residential customer not exceeding two units who requires a 1-inch meter only because of fire flow requirements to a fire sprinkler system will be billed at the above 5/8 x 3/4-inch meter service charge plus a \$2.50 surcharge.
4. Two residential water connections are reserved for the property formerly owned by Cynthia Christopher and Geronima Belen and subsequently sold to the Saint Anthony's Monastery. Those two reserved connections are exempt from the requirement to provide a building permit within 18 months or be dropped from the approved service connections list.
5. All bills are subject to the following tariff schedules: **Schedule UF** (CPUC reimbursement fee) and **applicable** surcharges and surcredits on **Schedule RSF** (Rate Support Fund), **Schedule LIRA** (Low-Income Ratepayer Assistance), and **Schedule AS** (Additional Surcharges and Surcredits).
6. Qualifying low-income individually metered and flat rate residential customers, non-profit group living facilities, agricultural employee housing facilities, and migrant farm worker housing centers are eligible for credits as shown on Schedule LIRA. (L)

(To be inserted by utility)  
 Advice Letter No. \_\_\_\_\_  
 Decision No. \_\_\_\_\_

*Issued by*  
**PAUL G. TOWNSLEY**  
NAME  
**Vice President**  
TITLE

(To be inserted by Cal. P.U.C.)  
 Date Filed \_\_\_\_\_  
 Effective \_\_\_\_\_  
 Resolution No. \_\_\_\_\_

Schedule No. RV-CS-1  
 Redwood Valley Tariff Area  
 (Coast Springs Division)  
GENERAL METERED SERVICE  
 (Page 2 of 2)

SPECIAL CONDITIONS (Continued)

- 7. The SRF (State Revolving Fund) surcharge is in addition to the water bill. This surcharge shall be identified on each bill. The surcharge is specifically for the repayment of the California SDWBA loan authorized by Decision No. 06-04-031. (T)
- 8. All bills are subject to the surcharges set forth on Schedule PB. (T)
- 9. A one-time check or surcredit per service size are to be added to each bill on or after November 21, 2014, the effective date of Advice Letter 2141 & 2141-A to eliminate the accumulated excess funds in the Safe Drinking Water Bond Act fiduciary account. The surcredit is based on the prorated time the customer resided in the service area. Previous customers will receive a refund check. (T)

Meter Size	ONE time Surcredit
5/8 x 3/4- inch	-\$51.51
3/4-inch	-\$77.26
1-inch	-\$128.77
1-1/2-inch	-\$257.55

(To be inserted by utility)

Advice Letter No. \_\_\_\_\_

Decision No. \_\_\_\_\_ - \_\_\_\_\_

*Issued by*

PAUL G. TOWNSLEY

NAME

Vice President

TITLE

(To be inserted by Cal. P.U.C.)

Date Filed \_\_\_\_\_

Effective \_\_\_\_\_

Resolution No. \_\_\_\_\_ - \_\_\_\_\_

Schedule No. RV-LC-1  
 Redwood Valley Tariff Area  
 (Lucerne Division)  
GENERAL METERED SERVICE  
 (Page 1 of 2)

APPLICABILITY

Applicable to all metered water service.

TERRITORY

The community of Lucerne in Lake County.

RATES

Quantity Rates:

Per 100 Cu. ft. .... \$23.0933 (1)

Service Charge:

		Per Meter Per Month		Per Meter BI- Monthly
For .....	5/8 x 3/4 - inch meter	\$73.92	(1)	\$147.84
For .....	3/4 - inch meter	\$110.88		\$221.75
For .....	Fire Sprinkler with 1 - inch meter	\$75.40		\$150.79
For .....	1 - inch meter	\$184.79		\$369.59
For .....	1-1/2 - inch meter	\$369.59		\$739.18
For .....	2 - inch meter	\$591.34		\$1,182.69
For .....	3 - inch meter	\$1,108.77		\$2,217.54
For .....	4 - inch meter	\$1,847.95		\$3,695.89
For .....	6 - inch meter	\$3,695.89	(1)	\$7,391.78

The service charge is a readiness-to-serve charge which is applicable to all metered service and to which is added the charge for water used computed at the quantity rate.

SURCHARGES FOR REPAYMENT OF LOANS

		SDWSRF Surcharge Per Meter Per Month (Special Condition #7)
For .....	5/8 x 3/4 - inch meter	\$17.35
For .....	3/4 - inch meter	\$26.02
For .....	Fire Sprinkler with 1 - inch meter	\$43.36
For .....	1 - inch meter	\$43.36
For .....	1-1/2 - inch meter	\$86.73
For .....	2 - inch meter	\$138.76
For .....	3 - inch meter	\$260.18
For .....	4 - inch meter	\$433.63
For .....	6 - inch meter	\$867.26

SERVICE FEE FOR NEW SERVICE

		SDWSRF Surcharge Maximum Amount (Special Condition #2)
For .....	5/8 x 3/4 - inch meter	\$2,000.00
For .....	3/4 - inch meter	\$2,000.00
For .....	Fire Sprinkler with 1 - inch meter	\$2,000.00
For .....	1 - inch meter	\$2,000.00
For .....	1-1/2 - inch meter	\$2,000.00
For .....	2 - inch meter	\$2,000.00
For .....	3 - inch meter	\$2,000.00
For .....	4 - inch meter	\$2,000.00
For .....	6 - inch meter	\$2,000.00
For mobile home park space .....		\$2,000.00

(To be inserted by utility)

Advice Letter No. \_\_\_\_\_

Decision No. \_\_\_\_\_

Issued by

**PAUL G. TOWNSLEY**  
NAME  
**Vice President**  
TITLE

(To be inserted by Cal. P.U.C.)

Date Filed \_\_\_\_\_

Effective \_\_\_\_\_

Resolution No. \_\_\_\_\_

Schedule No. RV-LC-1

Redwood Valley Tariff Area  
(Lucerne Division)  
GENERAL METERED SERVICE  
(Page 2 of 2)

SPECIAL CONDITIONS

1. In accordance with Section 2714 of the California Public Utilities Code, if a tenant in a rental unit leaves owing the company, service to subsequent tenants in that unit will, at the company's option, be furnished on the account of the landlord or property owner.
2. The amount of the Service Fee for New Service shall be equal to the accumulated total of the monthly surcharge, which would have been applicable to such service from the effective date of surcharge implementation until the date of the new service. The accumulated service fee shall not exceed the maximum charges listed in the table above and shall only apply to previously unserved lots. The effective date for the SDWSRF service fee for new lots is January 11, 2010.
3. All bills are subject to the following tariff schedules: **Schedule UF** (CPUC reimbursement fee) and applicable surcharges and surcredits on **Schedule RSF** (Rate Support Fund), **Schedule LIRA** (Low-Income Ratepayer Assistance), and **Schedule AS** (Additional Surcharges and Surcredits).
4. Fire sprinkler rates: A single-family residence with a meter size that has a "fire sprinkler" rate (listed above) is eligible for that rate if: (a) the customer is paying for service where a residential fire sprinkler system is required/requested to be installed by local fire or building codes; (b) a smaller meter would be large enough to provide adequate service in the absence of the additional demand needed to supply water to the system; (c) the sprinkler system is served through the meter providing residential water service; and (d) the customer requests the "fire sprinkler" rate. The Company may seek verification that the above criteria are met. This service will be considered a general metered service, and not a fire service, so the rules and conditions for general metered service shall apply.
5. The established billing cycle is every other month (bi-monthly).
6. The SDWSRF (Safe Drinking Water State Revolving Fund) monthly surcharge is in addition to the regular monthly metered water bill. The total monthly surcharge must be identified on each bill. This surcharge is specifically for the repayment of the California SDWSRF loan authorized by Decision 08-09-002.

(To be inserted by utility)  
Advice Letter No. \_\_\_\_\_  
Decision No. \_\_\_\_\_

Issued by  
PAUL G. TOWNSLEY  
NAME  
Vice President  
TITLE

(To be inserted by Cal. P.U.C.)  
Date Filed \_\_\_\_\_  
Effective \_\_\_\_\_  
Resolution No. \_\_\_\_\_ -

Schedule No. RV-AR-1  
 Redwood Valley Tariff Area  
 (Armstrong Division)  
GENERAL METERED SERVICE

APPLICABILITY

Applicable to all metered water service where furnished on an annual basis.

TERRITORY

The unincorporated community of Armstrong, Woods Valley, Lone Mountain Subdivision and vicinity, located approximately 1.5 miles north of the City limits of Guerneville, Sonoma County.

RATES

Quantity Rates:

Per 100 Cu. ft. .... \$14.8887 (1)

Service Charge:

	<u>Per Meter</u>	
	<u>Per Month</u>	
For ..... 5/8 x 3/4 - inch meter	\$73.40	(1)
For ..... 3/4 - inch meter	\$110.10	
For ..... Fire Sprinkler with 1 - inch meter	\$75.90	
For ..... 1 - inch meter	\$183.50	
For ..... 1-1/2 - inch meter	\$367.00	
For ..... 2 - inch meter	\$587.19	
For ..... 3 - inch meter	\$1,100.99	
For ..... 4 - inch meter	\$1,834.98	(1)

The service charge is a readiness-to-serve charge which is applicable to all metered service and to which is added the charge for water used computed at the quantity rate.

SPECIAL CONDITIONS

1. The annual service charge applies to service during the twelve-month period commencing July 1, and is due in advance. If a permanent resident of the area has been a customer of the utility for at least twelve months, he may elect at the beginning of each year to pay prorated service charges in advance at intervals of less than one year in accordance with the utility's established billing cycle.
2. The opening bill for metered service, except from conversion from flat rate service, shall be the established annual service charge for the service. Where initial service is established after the first day of any year, the portion of such annual charge applicable to the current year shall be determined by multiplying the annual charge by one three-hundred-sixty-fifth (1/365) of the number of days remaining in the year. The balance of the payment of the initial annual charge shall be credited against the charges for the succeeding annual period. If service is not continued for at least one year after the period of initial service, no refund of the initial annual charges shall be due the customer.
3. The established billing cycle is every other month (bi-monthly). The billing cycle may be at longer intervals during the winter season.
4. In accordance with Section 2714 of the California Public Utilities Code, if a tenant in a rental unit leaves owing the company, service to subsequent tenants in that unit will, at the company's option, be furnished on the account of the landlord or property owner.
5. Qualifying low-income individually metered and flat rate residential customers, non-profit group living facilities, agricultural employee housing facilities, and migrant farm worker housing centers are eligible for credits as shown on Schedule LIRA.
6. All bills are subject to the following tariff schedules: **Schedule UF** (CPUC reimbursement fee) and applicable surcharges and surcredits on **Schedule RSF** (Rate Support Fund), **Schedule LIRA** (Low-Income Ratepayer Assistance), and **Schedule AS** (Additional Surcharges and Surcredits).
7. Any service to a residential customer not exceeding two units who requires a 1-inch meter only because of fire flow requirements to a fire sprinkler system will be billed at the above 5/8 x 3/4-inch service charge plus a \$2.50 per month surcharge.
8. All bills are subject to the surcharges set forth on Schedule PB.

(To be inserted by utility)  
 Advice Letter No. \_\_\_\_\_  
 Decision No. \_\_\_\_\_

Issued by  
**PAUL G. TOWNSLEY**  
NAME  
 Vice President  
TITLE  
 47

(To be inserted by Cal. P.U.C.)  
 Date Filed \_\_\_\_\_  
 Effective \_\_\_\_\_  
 Resolution No. \_\_\_\_\_

Schedule No. RV-HW-1

Redwood Valley Tariff Area  
 (Hawkins Division)

GENERAL METERED SERVICE

APPLICABILITY

Applicable to all metered water service.

TERRITORY

Broadmoor Acres Subdivision and vicinity near the intersection of Stony Point Road and Yuba Drive,  
 Santa Rosa, Sonoma County.

RATES

Quantity Rates:

Per 100 Cu. ft. .... \$14.8887 (I)

Service Charge:

	Per Meter Per Month	
For ..... 5/8 x 3/4 - inch meter	\$73.40	(I)
For ..... 3/4 - inch meter	\$110.10	
For ..... Fire Sprinkler with 1 - inch meter	\$75.90	
For ..... 1 - inch meter	\$183.50	
For ..... 1-1/2 - inch meter	\$367.00	
For ..... 2 - inch meter	\$587.19	
For ..... 3 - inch meter	\$1,100.99	
For ..... 4 - inch meter	\$1,834.98	(I)

The service charge is a readiness-to-serve charge which is applicable to all metered service and to which is added the charge for water used computed at the quantity rate.

SPECIAL CONDITIONS

1. In accordance with Section 2714 of the California Public Utilities Code, if a tenant in a rental unit leaves owing the company, service to subsequent tenants in that unit will, at the company's option, be furnished on the account of the landlord or property owner.
2. Qualifying low-income individually metered and flat rate residential customers, non-profit group living facilities, agricultural employee housing facilities, and migrant farm worker housing centers are eligible for credits as shown on Schedule LIRA.
3. All bills are subject to the following tariff schedules: **Schedule UF** (CPUC reimbursement fee) and applicable surcharges and surcredits on **Schedule RSF** (Rate Support Fund), **Schedule LIRA** (Low-Income Ratepayer Assistance), and **Schedule AS** (Additional Surcharges and Surcredits).
4. Any service to a residential customer not exceeding two units who requires a 1-inch meter only because of fire flow requirements to a fire sprinkler system will be billed at the above 5/8 x 3/4-inch meter service charge plus a \$2.50 surcharge.
5. All bills are subject to the surcharges set forth on Schedule PB.

(To be inserted by utility)  
 Advice Letter No. \_\_\_\_\_  
 Decision No. \_\_\_\_\_

*Issued by*  
**PAUL G. TOWNSLEY**  
NAME  
**Vice President**  
TITLE

(To be inserted by Cal. P.U.C.)  
 Date Filed \_\_\_\_\_  
 Effective \_\_\_\_\_  
 Resolution No. \_\_\_\_\_

Schedule No. RV-NH-1  
 Redwood Valley Tariff Area  
 (Noel Heights Division)

GENERAL METERED SERVICE

APPLICABILITY

Applicable to all water service where furnished on an annual basis.

TERRITORY

The unincorporated area known as Noel Heights Subdivision, located on the east side of State Highway 116, approximately 2.5 miles southeasterly of the Guerneville City limits, Sonoma County

RATES

Quantity Rates:

Per 100 Cu. ft. .... \$14.8887 (1)

Per Meter Per Month

Service Charge:

For .....	5/8 x 3/4 - inch meter	\$73.40	
For .....	3/4 - inch meter	\$110.10	(1)
For .....	Fire Sprinkler with 1 - inch meter	\$75.90	
For .....	1 - inch meter	\$183.50	
For .....	1-1/2 - inch meter	\$367.00	
For .....	2 - inch meter	\$587.19	
For .....	3 - inch meter	\$1,100.99	
For .....	4 - inch meter	\$1,834.98	(1)

The service charge is a readiness-to-serve charge which is applicable to all metered service and to which is added the charge for water used computed at the quantity rate.

SPECIAL CONDITIONS

1. The annual service charge applies to service during the twelve-month period commencing July 1, and is due in advance. If a permanent resident of the area has been a customer of the utility for at least twelve months, he may elect at the beginning of each year to pay prorated service charges in advance at intervals of less than one year in accordance with the utility's established billing cycle.
2. The opening bill for metered service, except from conversion from flat rate service, shall be the established annual service charge for the service. Where initial service is established after the first day of any year, the portion of such annual charge applicable to the current year shall be determined by multiplying the annual charge by one three-hundred-sixty-fifth (1/365) of the number of days remaining in the year. The balance of the payment of the initial annual charge shall be credited against the charges for the succeeding annual period. If service is not continued for at least one year after the period of initial service, no refund of the initial annual charges shall be due the customer.
3. The established billing cycle is every other month (bi-monthly). The billing cycle may be at longer intervals during the winter season.
4. In accordance with Section 2714 of the California Public Utilities Code, if a tenant in a rental unit leaves owing the company, service to subsequent tenants in that unit will, at the company's option, be furnished on the account of the landlord or property owner.
5. All bills are subject to the following tariff schedules: **Schedule UF** (CPUC reimbursement fee) and applicable surcharges and surcredits on **Schedule RSF** (Rate Support Fund), **Schedule LIRA** (Low-Income Ratepayer Assistance), and **Schedule AS** (Additional Surcharges and Surcredits).
6. Qualifying low-income individually metered and flat rate residential customers, non-profit group living facilities, agricultural employee housing facilities, and migrant farm worker housing centers are eligible for credits as shown on Schedule LIRA.
7. Any service to a residential customer not exceeding two units who requires a 1-inch meter only because of fire flow requirements to a fire sprinkler system will be billed at the above 5/8 x 3/4-inch service charge plus a \$2.50 per month surcharge.
8. All bills are subject to the surcharges set forth on Schedule PB.

(To be inserted by utility)

Issued by

(To be inserted by Cal. P.U.C.)

Advice Letter No. \_\_\_\_\_

PAUL G. TOWNSLEY

Date Filed \_\_\_\_\_

Decision No. \_\_\_\_\_

Vice President  
NAME  
TITLE

Effective \_\_\_\_\_

Resolution No. \_\_\_\_\_



Schedule No. RV-RP-1  
 Redwood Valley Tariff Area  
 (Rancho Del Paradiso Division)

GENERAL METERED SERVICE

APPLICABILITY

Applicable to all water service where furnished on an annual basis.

TERRITORY

The unincorporated area known as Rancho Del Paradiso Subdivision near Duncan Mills, Sonoma County.

RATES

Quantity Rates:

Per 100 cu. ft. .... \$14.8887 (I) SDWBA  
 Surcharge Per

Service Charge:

	<u>Per Meter Per Month</u>	<u>Meter Per Year</u>
For ..... 5/8 x 3/4 - inch meter	\$73.40	\$62.00
For ..... 3/4 - inch meter	\$110.10 (I)	\$94.00
For ..... Fire Sprinkler with 1 - inch meter	\$75.90	\$62.00
For ..... 1 - inch meter	\$183.50	\$156.00
For ..... 1-1/2 - inch meter	\$367.00	
For ..... 2 - inch meter	\$587.19	
For ..... 3 - inch meter	\$1,100.99	
For ..... 4 - inch meter	\$1,834.98 (I)	

The service charge is a readiness-to-serve charge which is applicable to all metered service and to which is added the charge for water used computed at the quantity rate.

SPECIAL CONDITIONS

1. The annual service charge applies to service during the twelve-month period commencing July 1, and is due in advance. If a permanent resident of the area has been a customer of the utility for at least twelve months, he may elect at the beginning of each year to pay prorated service charges in advance at intervals of less than one year in accordance with the utility's established billing cycle.
2. The opening bill for metered service, except from conversion from flat rate service, shall be the established annual service charge for the service. Where initial service is established after the first day of any year, the portion of such annual charge applicable to the current year shall be determined by multiplying the annual charge by one three-hundred-sixty-fifth (1/365) of the number of days remaining in the year. The balance of the payment of the initial annual charge shall be credited against the charges for the succeeding annual period. If service is not continued for at least one year after the period of initial service, no refund of the initial annual charges shall be due the customer.
3. The established billing cycle is every other month (bi-monthly). The billing cycle may be at longer intervals during the winter season.
4. The SDWBA (Safe Drinking Water Bond Act) surcharge is in addition to the water bill. This surcharge shall be identified on each bill. The surcharge is specifically for the repayment of the California SDWBA loan authorized by Decision No. 84-09-045.
5. In accordance with Sec. 2714 of the CA Public Utilities Code, if a tenant in a rental unit leaves owing the company, service to subsequent tenants in that unit will, at the company's option, be furnished on the account of the landlord or property owner.
6. Qualifying low-income individually metered and flat rate residential customers, non-profit group living facilities, agricultural employee housing facilities, and migrant farm worker housing centers are eligible for credits as shown on Schedule LIRA.
7. All bills are subject to the following tariff schedules: **Schedule UF** (CPUC reimbursement fee) and applicable surcharges and surcredits on **Schedule RSF** (Rate Support Fund), **Schedule LIRA** (Low-Income Ratepayer Assistance), and Schedule AS (Additional Surcharges and Surcredits).
8. Any service to a residential customer not exceeding two units who requires a 1-inch meter only because of fire flow requirements to a fire sprinkler system will be billed at the above 5/8 x 3/4-inch service charge plus a \$2.50 per month surcharge.
9. All bills are subject to the surcharges set forth on Schedule PB.

(To be inserted by utility)

Issued by

(To be inserted by Cal. P.U.C.)

Advice Letter No. \_\_\_\_\_

PAUL G. TOWNSLEY

Date Filed \_\_\_\_\_

Decision No. \_\_\_\_\_

Vice President  
TITLE

Effective \_\_\_\_\_

Schedule No. SA-1-R  
Salinas Tariff Area  
RESIDENTIAL METERED SERVICE

APPLICABILITY

Applicable to all metered water service provided to single-family residential customers.

TERRITORY

Salinas and vicinity, Monterey County, including the Bolsa Knolls, Las Lomas, Oak Hills and the Buena Vista service area.

RATES

Quantity Rates:

For the first 600 cubic feet, per 100 cubic feet.....	\$3.2005	(I)
For the next 1,100 cubic feet, per 100 cubic feet.....	\$3.3690	
For all over 1,700 cubic feet, per 100 cubic feet.....	\$3.7733	(I)

Service Charge:

	Per Meter Per Month	
For ..... 5/8 x 3/4 - inch meter	\$20.07	(I)
For ..... 3/4 - inch meter	\$30.11	
For ..... Fire Sprinkler with 1 - inch meter	\$21.48	
For ..... 1 - inch meter	\$50.18	
For ..... 1-1/2 - inch meter	\$100.37	
For ..... Fire Sprinkler with 2 - inch meter	\$30.11	
For ..... 2 - inch meter	\$160.59	
For ..... 3 - inch meter	\$301.10	
For ..... 4 - inch meter	\$501.84	
For ..... 6 - inch meter	\$1,003.68	
For ..... 8 - inch meter	\$1,605.88	
For ..... 10 - inch meter	\$2,308.46	
For ..... 12 - inch meter	\$3,312.14	
For ..... 14 - inch meter	\$4,516.55	(I)

The service charge is a readiness-to-serve charge which is applicable to all metered service and to which is added the charge for water used computed at the quantity rates.

SPECIAL CONDITIONS

1. Qualifying low-income individually metered residential customers are eligible for credits as shown on Schedule LIRA.
2. All bills are subject to the following tariff schedules: **Schedule UF** (CPUC reimbursement fee) and applicable surcharges and surcredits on **Schedule RSF** (Rate Support Fund), **Schedule LIRA** (Low-Income Ratepayer Assistance), and **Schedule AS** (Additional Surcharges and Surcredits).
3. Fire sprinkler rates: A single-family residence with a meter size that has a "fire sprinkler" rate (listed above) is eligible for that rate if: (a) the customer is paying for service where a residential fire sprinkler system is required/requested to be installed by local fire or building codes; (b) a smaller meter would be large enough to provide adequate service in the absence of the additional demand needed to supply water to the system; (c) the sprinkler system is served through the meter providing residential water service; and (d) the customer requests the "fire sprinkler" rate. The Company may seek verification that the above criteria are met. This service will be considered a general metered service, and not a fire service, so the rules and conditions for general metered service shall apply. The new fire sprinkler rate for 1-inch meters is listed above. The fire sprinkler rate for 2-inch meters is also listed above, and continues to be the equivalent of the 5/8 x 3/4-inch meter charge plus a 50% surcharge.

Schedule No. SA-1-NR

Salinas Tariff Area

NONRESIDENTIAL METERED SERVICE

APPLICABILITY

Applicable to all metered water service except that provided to single-family residential customers.

TERRITORY

Salinas and vicinity, Monterey County, including the Bolsa Knolls, Las Lomas, Oak Hills and the Buena Vista service area.

RATES

Quantity Rates:

For all meter sizes, per 100 cubic feet ..... \$3.3304 (I)

Service Charge:

	Per Meter Per Month	
For ..... 5/8 x 3/4 - inch meter	\$17.84	(I)
For ..... 3/4 - inch meter	\$26.77	
For ..... 1 - inch meter	\$44.61	
For ..... 1-1/2 - inch meter	\$89.22	
For ..... 2 - inch meter	\$142.76	
For ..... 3 - inch meter	\$267.67	
For ..... 4 - inch meter	\$446.12	
For ..... 6 - inch meter	\$892.23	
For ..... 8 - inch meter	\$1,427.57	
For ..... 10 - inch meter	\$2,052.13	
For ..... 12 - inch meter	\$2,944.36	
For ..... 14 - inch meter	\$4,015.04	

The service charge is a readiness-to-serve charge which is applicable to all metered service and to which is added the charge for water used computed at the quantity rates.

SPECIAL CONDITIONS

1. All bills are subject to the following tariff schedules: **Schedule UF** (CPUC reimbursement fee) and **applicable** surcharges and surcredits on **Schedule RSF** (Rate Support Fund), **Schedule LIRA** (Low-Income Ratepayer Assistance), and **Schedule AS** (Additional Surcharges and Surcredits). (T) (L)
2. Qualifying non-profit group living facilities, agricultural employee housing facilities, and migrant farm worker housing centers are eligible for credits as shown on Schedule LIRA. (L)

Schedule No. SL-1-R

Selma Tariff Area

RESIDENTIAL METERED SERVICE

APPLICABILITY

Applicable to all metered water service provided to single-family residential customers.

TERRITORY

Selma and vicinity, Fresno County.

RATES

Quantity Rates:

For the first 1,200 cubic feet, per 100 cubic feet.....	\$1.8531	(I)
For the next 2,200 cubic feet, per 100 cubic feet.....	\$1.8913	
For all over 3,400 cubic feet, per 100 cubic feet.....	\$2.0301	(I)

Service Charge:

	Per Meter Per Month	
For ..... 5/8 x 3/4 - inch meter	\$25.48	(I)
For ..... 3/4 - inch meter	\$38.21	
For ..... Fire Sprinkler with 1 - inch meter	\$27.26	
For ..... 1 - inch meter	\$48.40	
For ..... 1-1/2 - inch meter	\$85.32	
For ..... 2 - inch meter	\$120.97	
For ..... 3 - inch meter	\$223.63	
For ..... 4 - inch meter	\$333.43	
For ..... 6 - inch meter	\$611.91	
For ..... 8 - inch meter	\$946.19	
For ..... 10 - inch meter	\$2,929.55	
For ..... 12 - inch meter	\$4,203.17	
For ..... 14 - inch meter	\$5,731.64	(I)

The service charge is a readiness-to-serve charge which is applicable to all metered service and to which is added the charge for water used computed at the quantity rates.

SPECIAL CONDITIONS

1. New service connections may be subject to a facilities fee as detailed under Rule 15.
2. Qualifying low-income individually metered residential customers are eligible for credits as shown on Schedule LIRA.
3. All bills are subject to the following tariff schedules: **Schedule UF** (CPUC reimbursement fee) and applicable surcharges and surcredits on **Schedule RSF** (Rate Support Fund), **Schedule LIRA** (Low-Income Ratepayer Assistance), and **Schedule AS** (Additional Surcharges and Surcredits).
4. Fire sprinkler rates: A single-family residence with a meter size that has a "fire sprinkler" rate (listed above) is eligible for that rate if: (a) the customer is paying for service where a residential fire sprinkler system is required/ requested to be installed by local fire or building codes; (b) a smaller meter would be large enough to provide adequate service in the absence of the additional demand needed to supply water to the system; (c) the sprinkler system is served through the meter providing residential water service; and (d) the customer requests the "fire sprinkler" rate. The Company may seek verification that the above criteria are met. This service will be considered a general metered service, and not a fire service, so the rules and conditions for general metered service shall apply
5. A deferred revenue recovery surcharge of \$2.13 per service per month is to be applied to each bill for 36 months beginning July 1, 2012, the effective date of Advice Letter 2077-A.
6. **Groundwater surcharge (Year One: April 15, 2015 - April 14, 2016): \$0.0820 per 100 cubic feet (Ccf)**  
 Under the Cooperative Agreement between the City of Selma and the Consolidated Irrigation District, the surcharge identified above will be applied to bills on a monthly basis. Authorized by Decision 15-03-003 and Advice Letter 2165, the collected amounts will be provided to the City of Selma for groundwater replenishment activities. The total annual groundwater fees due under the Cooperative Agreement will be increased over the first 8 years.

(To be inserted by utility)

Issued by

(To be inserted by Cal. P.U.C.)

Advice Letter No. \_\_\_\_\_

PAUL G. TOWNSLEY

Date Filed \_\_\_\_\_

Decision No. \_\_\_\_\_

Vice President

Effective \_\_\_\_\_

Schedule No. SL-1-NR  
Selma Tariff Area  
NONRESIDENTIAL METERED SERVICE

APPLICABILITY

Applicable to all metered water service except that provided to single-family residential customers.

TERRITORY

Selma and vicinity, Fresno County.

RATES

Quantity Rates:

For all meter sizes, per 100 cubic feet..... \$2.0607 (I)

Service Charge:

		Per Meter Per Month	
For .....	5/8 x 3/4 - inch meter	\$21.31	(I)
For .....	3/4 - inch meter	\$28.02	
For .....	1 - inch meter	\$36.01	
For .....	1-1/2 - inch meter	\$63.98	
For .....	2 - inch meter	\$91.53	
For .....	3 - inch meter	\$169.39	
For .....	4 - inch meter	\$254.85	
For .....	6 - inch meter	\$471.35	
For .....	8 - inch meter	\$731.21	
For .....	10 - inch meter	\$2,147.06	
For .....	12 - inch meter	\$3,080.54	
For .....	14 - inch meter	\$4,200.74	(I)

The service charge is a readiness-to-serve charge which is applicable to all metered service and to which is added the charge for water used computed at the quantity rate.

SPECIAL CONDITIONS

1. New service connections may be subject to a facilities fee as detailed under Rule 15.
2. All bills are subject to the following tariff schedules: **Schedule UF** (CPUC reimbursement fee) and applicable surcharges and surcredits on **Schedule RSF** (Rate Support Fund), **Schedule LIRA** (Low-Income Ratepayer Assistance), and **Schedule AS** (Additional Surcharges and Surcredits).
3. Qualifying non-profit group living facilities, agricultural employee housing facilities, and migrant farm worker housing centers are eligible for credits as shown on Schedule LIRA.
4. A deferred revenue recovery surcharge of \$2.13 per service per month is to be applied to each bill for 36 months beginning July 1, 2012, the effective date of Advice Letter 2077-A.
5. **Groundwater surcharge (Year One: April 15, 2015 - April 14, 2016): \$0.0820 per 100 Ccf**  
 Under the Cooperative Agreement between the City of Selma and the Consolidated Irrigation District, the surcharge identified above will be applied to bills on a monthly basis. Authorized by Decision 15-03-003 and Advice Letter 2165, the collected amounts will be provided to the City of Selma for groundwater replenishment activities. The total annual groundwater fees due under the Cooperative Agreement will be increased over the first 8 years.

(To be inserted by utility)

Issued by

(To be inserted by Cal. P.U.C.)

Advice Letter No. \_\_\_\_\_

**PAUL G. TOWNSLEY**

Date Filed \_\_\_\_\_

Decision No. \_\_\_\_\_

Vice President  
TITLE

Effective \_\_\_\_\_

Resolution No. \_\_\_\_\_ -

Schedule No. SL-2R

Selma Tariff Area

RESIDENTIAL FLAT RATE SERVICE

APPLICABILITY

Applicable to all flat rate residential water service.

TERRITORY

Selma and vicinity, Fresno County.

RATES

For a single-family residential unit, including premises having the following areas:	Per Service Connection per Month	
6,000 sq. ft., or less .....	\$73.97	(I)
6,001 to 10,000 sq. ft. ....	\$89.92	
10,001 to 16,000 sq. ft. ....	\$111.20	
16,001 to 25,000 sq. ft. ....	\$141.23	
For each additional single-family residential unit on the same premises and served from the same service connection .....	\$55.45	(I)

SPECIAL CONDITIONS

1. The above flat rates apply to service connections not larger than one inch in diameter.
2. All service not covered by the above classifications shall be furnished only on a metered basis.
3. For service covered by the above classifications, if the utility or the customer so elects, a meter shall be installed and service provided under Schedule No. SL-1-R, Residential Metered Service.
4. This Schedule is closed to all new connections as of January 20, 1992, the effective date of Tariff Sheet 4338-W.
5. All bills are subject to the following tariff schedules: **Schedule UF** (CPUC reimbursement fee) and applicable surcharges and surcredits on **Schedule RSF** (Rate Support Fund), **Schedule LIRA** (Low-Income Ratepayer Assistance), and **Schedule AS** (Additional Surcharges and Surcredits).
6. Qualifying low-income flat rate residential customers are eligible for credits as shown on Schedule LIRA.
7. **Groundwater surcharge (Year One: April 15, 2015 - April 14, 2016):**  
 Under the Cooperative Agreement between the City of Selma and the Consolidated Irrigation District, the surcharges identified below will be applied to bills on a monthly basis. Authorized by Decision 15-03-003 and Advice Letter 2165, the collected amounts will be provided to the City of Selma for groundwater replenishment activities. The total annual groundwater fees due under the Cooperative Agreement will be increased over the first 8 years.

<b>Lot Size:</b>	<b>Monthly Surcharge:</b>
0-6000 feet	\$2.02
6000-10,000 feet	\$2.45
10,000-16,000 feet	\$3.03
16,000-25,000 feet	\$3.85

(To be inserted by utility)  
 Advice Letter No. \_\_\_\_\_  
 Decision No. \_\_\_\_\_

Issued by  
PAUL G. TOWNSLEY  
NAME  
Vice President  
TITLE

(To be inserted by Cal. P.U.C.)  
 Date Filed \_\_\_\_\_  
 Effective \_\_\_\_\_  
 Resolution No. \_\_\_\_\_

Schedule No. ST-1-R

Stockton Tariff Area

RESIDENTIAL METERED SERVICE

APPLICABILITY

Applicable to all metered water service provided to single-family residential customers.

TERRITORY

Stockton and vicinity, San Joaquin County.

RATES

Quantity Rates:

For the first 900 cubic feet, per 100 cubic feet.....	\$2.6042	(1)
For the next 1,100 cubic feet, per 100 cubic feet.....	\$2.8261	
For all over 2,000 cubic feet, per 100 cubic feet.....	\$3.3249	(1)

Service Charge:

	Per Meter Per Month	
For ..... 5/8 x 3/4 - inch meter	\$18.86	(1)
For ..... 3/4 - inch meter	\$28.29	
For ..... Fire Sprinkler with 1 - inch meter	\$20.18	
For ..... 1 - inch meter	\$47.15	
For ..... 1-1/2 - inch meter	\$94.30	
For ..... 2 - inch meter	\$150.88	
For ..... 3 - inch meter	\$282.90	
For ..... 4 - inch meter	\$471.50	
For ..... 6 - inch meter	\$943.00	
For ..... 8 - inch meter	\$1,508.80	
For ..... 10 - inch meter	\$2,168.90	
For ..... 12 - inch meter	\$3,111.89	
For ..... 14 - inch meter	\$4,243.49	(1)

The service charge is a readiness-to-serve charge which is applicable to all metered service and to which is added the charge for water used computed at the quantity rates.

SPECIAL CONDITIONS

1. Qualifying low-income individually metered residential customers are eligible for credits as shown on **Schedule LIRA**.
2. All bills are subject to the following tariff schedules: **Schedule UF** (CPUC reimbursement fee) and applicable surcharges and surcredits on **Schedule RSF** (Rate Support Fund), **Schedule LIRA** (Low-Income Ratepayer Assistance), and **Schedule AS** (Additional Surcharges and Surcredits).
3. Fire sprinkler rates: A single-family residence with a meter size that has a "fire sprinkler" rate (listed above) is eligible for that rate if: (a) the customer is paying for service where a residential fire sprinkler system is required/requested to be installed by local fire or building codes; (b) a smaller meter would be large enough to provide adequate service in the absence of the additional demand needed to supply water to the system; (c) the sprinkler system is served through the meter providing residential water service; and (d) the customer requests the "fire sprinkler" rate. The Company may seek verification that the above criteria are met. This service will be considered a general metered service, and not a fire service, so the rules and conditions for general metered service shall apply.

(To be inserted by utility)  
 Advice Letter No. \_\_\_\_\_  
 Decision No. \_\_\_\_\_

Issued by  
**PAUL G. TOWNSLEY**  
NAME  
**Vice President**  
TITLE

(To be inserted by Cal. P.U.C.)  
 Date Filed \_\_\_\_\_  
 Effective \_\_\_\_\_  
 Resolution No. \_\_\_\_\_

Schedule No. ST-1-NR  
Stockton Tariff Area

NONRESIDENTIAL METERED SERVICE

APPLICABILITY

Applicable to all metered water service except that provided to single-family residential customers.

TERRITORY

Stockton and vicinity, San Joaquin County.

RATES

Quantity Rates:

For the first 30,000 cubic feet, per 100 cubic feet.....	\$2.6818	(I)
For all over 30,000 cubic feet, per 100 cubic feet.....	\$2.6756	(I)

Service Charge:

		Per Meter Per Month		
For .....	5/8 x 3/4 - inch meter	\$14.58	(I)	
For .....	3/4 - inch meter	\$21.88		
For .....	1 - inch meter	\$36.46		
For .....	1-1/2 - inch meter	\$72.92		
For .....	2 - inch meter	\$116.68		
For .....	3 - inch meter	\$218.77		
For .....	4 - inch meter	\$364.62		
For .....	6 - inch meter	\$729.24		
For .....	8 - inch meter	\$1,166.79		
For .....	10 - inch meter	\$1,677.26		
For .....	12 - inch meter	\$2,406.50		
For .....	14 - inch meter	\$3,281.59		(I)

The service charge is a readiness-to-serve charge which is applicable to all metered service and to which is added the charge for water used computed at the quantity rates.

SPECIAL CONDITIONS

- All bills are subject to the following tariff schedules: **Schedule UF** (CPUC reimbursement fee) and applicable surcharges and surcredits on **Schedule RSF** (Rate Support Fund), **Schedule LIRA** (Low-Income Ratepayer Assistance), and **Schedule AS** (Additional Surcharges and Surcredits).
- Qualifying non-profit group living facilities, agricultural employee housing facilities, and migrant farm worker housing centers are eligible for credits as shown on Schedule LIRA.

(To be inserted by utility)  
 Advice Letter No. \_\_\_\_\_  
 Decision No. \_\_\_\_\_ - \_\_\_\_\_

Issued by  
**PAUL G. TOWNSLEY**  
NAME  
Vice President  
TITLE

(To be inserted by Cal. P.U.C.)  
 Date Filed \_\_\_\_\_  
 Effective \_\_\_\_\_  
 Resolution No. \_\_\_\_\_ - \_\_\_\_\_



Schedule No. VS-1-R

Visalia Tariff Area

RESIDENTIAL METERED SERVICE

APPLICABILITY

Applicable to all metered water service provided to single-family residential customers.

TERRITORY

Visalia and vicinity, Tulare County.

RATES

Quantity Rates:

For the first 1,100 cubic feet, per 100 cubic feet.....	\$1.4891	(I)
For the next 1,800 cubic feet, per 100 cubic feet.....	\$1.5195	
For all over 2,900 cubic feet, per 100 cubic feet.....	\$1.7020	(I)

Service Charge:		Per Meter Per Month	
For .....	5/8 x 3/4 - inch meter	\$11.62	(I)
For .....	3/4 - inch meter	\$17.43	
For .....	Fire Sprinkler with 1 - inch meter	\$12.85	
For .....	1 - inch meter	\$29.05	
For .....	1-1/2 - inch meter	\$58.10	
For .....	2 - inch meter	\$92.96	
For .....	3 - inch meter	\$174.30	
For .....	4 - inch meter	\$290.49	
For .....	6 - inch meter	\$543.51	
For .....	8 - inch meter	\$828.54	
For .....	10 - inch meter	\$1,336.26	
For .....	12 - inch meter	\$1,917.25	
For .....	14 - inch meter	\$2,614.43	(I)

The service charge is a readiness-to-serve charge which is applicable to all metered service and to which is added the charge for water used computed at the quantity rates.

SPECIAL CONDITIONS

1. Qualifying low-income individually metered residential customers are eligible for credits as shown on Schedule LIRA.
2. All bills are subject to the following tariff schedules: **Schedule UF** (CPUC reimbursement fee) and applicable surcharges and surcredits on **Schedule RSF** (Rate Support Fund), **Schedule LIRA** (Low-Income Ratepayer Assistance), and **Schedule AS** (Additional Surcharges and Surcredits).
3. Fire sprinkler rates: A single-family residence with a meter size that has a "fire sprinkler" rate (listed above) is eligible for that rate if: (a) the customer is paying for service where a residential fire sprinkler system is required/requested to be installed by local fire or building codes; (b) a smaller meter would be large enough to provide adequate service in the absence of the additional demand needed to supply water to the system; (c) the sprinkler system is served through the meter providing residential water service; and (d) the customer requests the "fire sprinkler" rate. The Company may seek verification that the above criteria are met. This service will be considered a general metered service, and not a fire service, so the rules and conditions for general metered service shall apply.

(To be inserted by utility)

Issued by

(To be inserted by Cal. P.U.C.)

Advice Letter No. \_\_\_\_\_

PAUL G. TOWNSLEY

Date Filed \_\_\_\_\_

Decision No. \_\_\_\_\_

Vice President  
TITLE

Effective \_\_\_\_\_

Resolution No. \_\_\_\_\_ -

Schedule No. VS-1-NR

Visalia Tariff Area

NONRESIDENTIAL METERED SERVICE

APPLICABILITY

Applicable to all metered water service except that provided to single-family residential customers.

TERRITORY

Visalia and vicinity, Tulare County.

RATES

Quantity Rates:

For meter sizes up to 6 inches, per 100 cubic feet .....	\$1.6608	( I )
For meter sizes 8 inches and above, per 100 cubic feet.....	\$1.5195	( I )

Service Charge:

		Per Meter Per Month	
For .....	5/8 x 3/4 - inch meter	\$9.86	( I )
For .....	3/4 - inch meter	\$14.80	
For .....	1 - inch meter	\$24.66	
For .....	1-1/2 - inch meter	\$49.32	
For .....	2 - inch meter	\$78.92	
For .....	3 - inch meter	\$147.97	
For .....	4 - inch meter	\$246.62	
For .....	6 - inch meter	\$461.98	
For .....	8 - inch meter	\$704.24	
For .....	10 - inch meter	\$1,134.44	
For .....	12 - inch meter	\$1,627.67	
For .....	14 - inch meter	\$2,219.55	( I )

The service charge is a readiness-to-serve charge which is applicable to all metered service and to which is added the charge for water used computed at the quantity rates.

SPECIAL CONDITIONS

1. All bills are subject to the following tariff schedules: **Schedule UF** (CPUC reimbursement fee) and applicable surcharges and surcredits on **Schedule RSF** (Rate Support Fund), **Schedule LIRA** (Low-Income Ratepayer Assistance), and **Schedule AS** (Additional Surcharges and Surcredits).
2. Qualifying non-profit group living facilities, agricultural employee housing facilities, and migrant farm worker housing centers are eligible for credits as shown on Schedule LIRA.

(To be inserted by utility)

Issued by

(To be inserted by Cal. P.U.C.)

Advice Letter No. \_\_\_\_\_

**PAUL G. TOWNSLEY**  
NAME

Date Filed \_\_\_\_\_

Decision No. \_\_\_\_\_ - \_\_\_\_\_

Vice President  
TITLE

Effective \_\_\_\_\_

Resolution No. \_\_\_\_\_ - \_\_\_\_\_

Schedule No. WK-1-R

Westlake Tariff Area

RESIDENTIAL METERED SERVICE

APPLICABILITY

Applicable to all metered water service provided to single-family residential customers.

TERRITORY

Westlake Village, in the southern part of Ventura County, within the City of Thousand Oaks and vicinity.

RATES

Quantity Rates:

For the first 1,300 cubic feet, per 100 cubic feet.....	\$4.0230	(I)
For the next 3,100 cubic feet, per 100 cubic feet.....	\$4.6747	
For all over 4,400 cubic feet, per 100 cubic feet.....	\$5.1160	(I)

Service Charge:		Per Meter Per Month	
For .....	5/8 x 3/4 - inch meter	\$29.01	(I)
For .....	3/4 - inch meter	\$43.51	
For .....	Fire Sprinkler with 1 - inch meter	\$29.88	
For .....	1 - inch meter	\$70.59	
For .....	1-1/2 - inch meter	\$127.78	
For .....	2 - inch meter	\$194.50	
For .....	3 - inch meter	\$369.90	
For .....	4 - inch meter	\$648.27	
For .....	6 - inch meter	\$1,277.49	
For .....	8 - inch meter	\$2,320.60	
For .....	10 - inch meter	\$3,335.87	
For .....	12 - inch meter	\$4,786.25	
For .....	14 - inch meter	\$6,526.70	(I)

The service charge is a readiness-to-serve charge which is applicable to all metered service and to which is added the charge for water used computed at the quantity rates.

SPECIAL CONDITIONS

1. Any designated reclaimed water customer who refuses reclaimed service shall be subject to an additional charge equivalent to 50% of the current Calleguas Municipal Water District (CMWD) potable water rate. This charge was instituted by Ordinance No. 17 of the CMWD on July 15, 1994, which calculates to \$1.5391 per Ccf.
2. Qualifying low-income individually metered residential customers are eligible for credits as shown on **Schedule LIRA**.
3. All bills are subject to the following tariff schedules: **Schedule UF** (CPUC reimbursement fee) and applicable surcharges and surcredits on **Schedule RSF** (Rate Support Fund), **Schedule LIRA** (Low-Income Ratepayer Assistance), and **Schedule AS** (Additional Surcharges and Surcredits).
4. Fire sprinkler rates: A single-family residence with a meter size that has a "fire sprinkler" rate (listed above) is eligible for that rate if: (a) the customer is paying for service where a residential fire sprinkler system is required/requested to be installed by local fire or building codes; (b) a smaller meter would be large enough to provide adequate service in the absence of the additional demand needed to supply water to the system; (c) the sprinkler system is served through the meter providing residential water service; and (d) the customer requests the "fire sprinkler" rate. The Company may seek verification that the above criteria are met. This service will be considered a general metered service, and not a fire service, so the rules and conditions for general metered service shall apply.

Schedule No. WK-1-NR

Westlake Tariff Area

NONRESIDENTIAL METERED SERVICE

APPLICABILITY

Applicable to all metered water service except that provided to single-family residential customers.

TERRITORY

Westlake Village, in the southern part of Ventura County, within the City of Thousand Oaks and vicinity.

RATES

Quantity Rates:

For all meter sizes, per 100 cubic feet..... \$3.6059 (I)

Service Charge:

	Per Meter	
	Per Month	
For ..... 5/8 x 3/4 - inch meter	\$26.86	(I)
For ..... 3/4 - inch meter	\$40.29	
For ..... 1 - inch meter	\$65.41	
For ..... 1-1/2 - inch meter	\$118.37	
For ..... 2 - inch meter	\$180.18	
For ..... 3 - inch meter	\$342.65	
For ..... 4 - inch meter	\$600.53	
For ..... 6 - inch meter	\$1,183.39	
For ..... 8 - inch meter	\$2,148.97	
For ..... 10 - inch meter	\$3,089.14	
For ..... 12 - inch meter	\$4,432.25	
For ..... 14 - inch meter	\$6,043.98	(I)

The service charge is a readiness-to-serve charge which is applicable to all metered service and to which is added the charge for water used computed at the quantity rate.

SPECIAL CONDITIONS

1. Any designated reclaimed water customer who refuses reclaimed service shall be subject to an additional charge equivalent to 50% of the current Calleguas Municipal Water District (CMWD) potable water rate. This charge was instituted by Ordinance No. 17 of the CMWD on July 15, 1994, which calculates to \$1.5391 per Ccf.
2. All bills are subject to the following tariff schedules: **Schedule UF** (CPUC reimbursement fee) and applicable surcharges and surcredits on **Schedule RSF** (Rate Support Fund), **Schedule LIRA** (Low-Income Ratepayer Assistance), and **Schedule AS** (Additional Surcharges and Surcredits).
3. Qualifying non-profit group living facilities, agricultural employee housing facilities, and migrant farm worker housing centers are eligible for credits as shown on Schedule LIRA.

Schedule No. WK-6

Westlake Tariff Area

RECLAIMED METERED SERVICE

APPLICABILITY

Applicable to all metered reclaimed water service

TERRITORY

Westlake Village, in the southern part of Ventura County, within the City of Thousand Oaks and vicinity.

RATES

Quantity Rates:

Per 100 Cu. ft. .... \$3.3160 (I)

Service Change:

	Per Meter	
	Per Month	
For ..... 5/8 x 3/4 - inch meter	\$27.35	(I)
For ..... 3/4 - inch meter	\$41.02	
For ..... 1 - inch meter	\$68.37	
For ..... 1-1/2 - inch meter	\$136.74	
For ..... 2 - inch meter	\$218.79	
For ..... 3 - inch meter	\$410.23	
For ..... 4 - inch meter	\$683.72	
For ..... 6 - inch meter	\$1,367.44	
For ..... 8 - inch meter	\$2,187.90	
For ..... 10 - inch meter	\$3,145.10	
For ..... 12 - inch meter	\$4,512.54	
For ..... 14 - inch meter	\$6,153.46	(I)

The service charge is a readiness-to-serve charge which is applicable to all metered service and to which is added the charge for water used computed at the quantity rate.

SPECIAL CONDITIONS

1. Reclaimed water will be supplied only as available.
2. As a condition of service under this schedule, all customers are required to comply with the Company's Rule 16, **Section D**, Reclaimed Water Service.
3. All bills are subject to the following tariff schedules: **Schedule UF** (CPUC reimbursement fee) and applicable surcharges and surcredits on **Schedule RSF** (Rate Support Fund), **Schedule LIRA** (Low-Income Ratepayer Assistance), and **Schedule AS** (Additional Surcharges and Surcredits).

(To be inserted by utility)

Issued by

(To be inserted by Cal. P.U.C.)

Advice Letter No. \_\_\_\_\_

**PAUL G. TOWNSLEY**

Date Filed \_\_\_\_\_

Decision No. \_\_\_\_\_

NAME  
 Vice President  
 TITLE

Effective \_\_\_\_\_

Resolution No. \_\_\_\_\_ - \_\_\_\_\_

Schedule No. WL-1-R

Willows Tariff Area

RESIDENTIAL METERED SERVICE

APPLICABILITY

Applicable to all residential metered water service.

TERRITORY

The City of Willows and vicinity, Glenn County.

RATES

Quantity Rates:

For the first 800 cubic feet, per 100 cubic feet.....	\$2.1628	( I )
For the next 1,700 cubic feet, per 100 cubic feet.....	\$2.3219	
For all over 2,500 cubic feet, per 100 cubic feet.....	\$2.6182	( I )

Service Charge:

	Per Meter Per Month	
For ..... 5/8 x 3/4 - inch meter	\$49.91	( I )
For ..... 3/4 - inch meter	\$74.86	
For ..... Fire Sprinkler with 1 - inch meter	\$51.40	
For ..... 1 - inch meter	\$120.79	
For ..... 1-1/2 - inch meter	\$190.81	
For ..... 2 - inch meter	\$267.40	
For ..... 3 - inch meter	\$539.06	
For ..... 4 - inch meter	\$802.12	
For ..... 6 - inch meter	\$205.27	
For ..... 8 - inch meter	\$2,978.02	
For ..... 10 - inch meter	\$3,641.50	
For ..... 12 - inch meter	\$5,224.00	
For ..... 14 - inch meter	\$7,124.08	( I )

The service charge is a readiness-to-serve charge which is applicable to all metered service and to which is added the charge for water used computed at the quantity rates.

SPECIAL CONDITIONS

1. Qualifying low-income individually metered residential customers are eligible for credits as shown on Schedule LIRA.
2. All bills are subject to the following tariff schedules: **Schedule UF** (CPUC reimbursement fee) and applicable surcharges and surcredits on **Schedule RSF** (Rate Support Fund), **Schedule LIRA** (Low-Income Ratepayer Assistance), and **Schedule AS** (Additional Surcharges and Surcredits).
3. Fire sprinkler rates: A single-family residence with a meter size that has a "fire sprinkler" rate (listed above) is eligible for that rate if: (a) the customer is paying for service where a residential fire sprinkler system is required/requested to be installed by local fire or building codes; (b) a smaller meter would be large enough to provide adequate service in the absence of the additional demand needed to supply water to the system; (c) the sprinkler system is served through the meter providing residential water service; and (d) the customer requests the "fire sprinkler" rate. The Company may seek verification that the above criteria are met. This service will be considered a general metered service, and not a fire service, so the rules and conditions for general metered service shall apply.

(To be inserted by utility)

Issued by

(To be inserted by Cal. P.U.C.)

Advice Letter No. \_\_\_\_\_

**PAUL G. TOWNSLEY**

Date Filed \_\_\_\_\_

Decision No. \_\_\_\_\_

Vice President  
TITLE

Effective \_\_\_\_\_

Resolution No.                      - \_\_\_\_\_

Schedule No. WL-1-NR

Willows Tariff Area

NONRESIDENTIAL METERED SERVICE

APPLICABILITY

Applicable to all nonresidential metered water service.

TERRITORY

The City of Willows and vicinity, Glenn County.

RATES

Quantity Rates:

For all meter sizes, per 100 cubic feet..... \$2.5049 (I)

Service Charge:

		Per Meter Per Month	
For .....	5/8 x 3/4 - inch meter	\$44.76	(I)
For .....	3/4 - inch meter	\$67.14	
For .....	1 - inch meter	\$108.31	
For .....	1-1/2 - inch meter	\$171.11	
For .....	2 - inch meter	\$239.79	
For .....	3 - inch meter	\$483.42	
For .....	4 - inch meter	\$719.34	
For .....	6 - inch meter	\$1,850.52	
For .....	8 - inch meter	\$2,670.61	
For .....	10 - inch meter	\$3,265.63	
For .....	12 - inch meter	\$4,684.77	
For .....	14 - inch meter	\$6,388.73	(I)

The service charge is a readiness-to-serve charge which is applicable to all metered service and to which is added the charge for water used computed at the quantity rate.

SPECIAL CONDITIONS

1. All bills are subject to the following tariff schedules: **Schedule UF** (CPUC reimbursement fee) and applicable surcharges and surcredits on **Schedule RSF** (Rate Support Fund), **Schedule LIRA** (Low-Income Ratepayer Assistance), and **Schedule AS** (Additional Surcharges and Surcredits).
2. Qualifying non-profit group living facilities, agricultural employee housing facilities, and migrant farm worker housing centers are eligible for credits as shown on Schedule LIRA.

(To be inserted by utility)

Advice Letter No. 2161

Decision No. -

Issued by

PAUL G. TOWNSLEY

NAME

Vice President

TITLE

(To be inserted by Cal. P.U.C.)

Date Filed \_\_\_\_\_

Effective \_\_\_\_\_

Resolution No. -